



2016-17 MEDIA GUIDE



2016 2017

OCTOBER

SUN	MON	TUE	WED	THU	FRI	SAT
						1
2	3	4	5	6	7	8
9	10	11	12	13 NYI	14	15 8:00 STL
16	17 SJS	18	19 NS 8:00 DET	20	21	22 WSH
23 ARI	24	25	26 NS 8:00 BOS	27	28 7:30 CAR	29
30 TBL	31					

FEBRUARY

SUN	MON	TUE	WED	THU	FRI	SAT
			1	2 7:30 BUF	3	4
5 2:00 CGY	6	7 ANA	8	9 NSH	10	11 COL
12	13 7:30 CBJ	14	15	16 NYI	17	18
19 N 12:30 WSH	20	21 MTL	22	23 7:30 TOR	24	25 5:00 NJ
26 5:00 CBJ	27	28 WSH				

NOVEMBER

SUN	MON	TUE	WED	THU	FRI	SAT
		1 M+	2	3	4	5
6	7	8 STL	9	10 EDM	11	12 M+ 10:00 CGY
13 9:30 EDM	14	15 10:00 VAN	16	17	18 CBJ	19
20 FLA	21 PIT	22	23 PIT	24	25 N 1:00 PHI	26
27 OTT	28	29 CAR	30			

MARCH

SUN	MON	TUE	WED	THU	FRI	SAT
			1	2	3	4 MTL
5	6 M+ 7:30 TBL	7 7:30 FLA	8	9 BOS	10	11
12 N 12:30 DET	13 TBL	14	15	16 CAR	17	18 FLA
19	20	21 NJ	22 NS 8:00 NYI	23	24	25 M+ 10:30 LAK
26 8:00 ANA	27	28 10:30 SJS	29	30	31 M2 PIT	

DECEMBER

SUN	MON	TUE	WED	THU	FRI	SAT
				1	2	3 1:00 CAR
4	5	6 M2	7	8 8:00 WPG	9 M+ 8:30 CHI	10
11 NJ	12 13 M2	13 CHI	14	15 8:30 DAL	16	17 M2 8:00 NSH
18 7:30 NJ	19	20 M2 PIT	21	22	23	24
25	26	27 OTT	28	29 9:00 ARI	30	31 M2 8:00 COL

APRIL

SUN	MON	TUE	WED	THU	FRI	SAT
						1
2 NS 7:30 PHI	3	4	5 NS 8:00 WSH	6	7	8 12:30 OTT
9 PIT	10	11	12	13	14	15
16	17	18	19	20	21	22
23	24	25	26	27	28	29
30						

JANUARY

SUN	MON	TUE	WED	THU	FRI	SAT
1	2	3	4 NS 8:00 PHI	5	6	7 M2
8	9	10	11	12	13 TOR	14 NTL
15	16	17 DAL	18	19 7:30 TOR	20	21
22 N 12:30 DET	23 LAK	24	25 NS 8:00 PHI	26	27	28
29	30	31 M2 CBJ				



MSG Network will televise all games unless otherwise noted.
All games are scheduled for 7PM EST unless otherwise noted.
TBD game times to be announced 13 days prior to game date by NHL.

M2 = MSG2 M+ = MSG+ N = NBC NS = NBC SPORTS

WATCH THE RANGERS ON MSG NETWORK



Like. Follow. Share.
@NYRANGERS Tag with #NYR





2016-17 OFFICIAL GUIDE AND RECORD BOOK





ONCE A RANGER

Remembering Andy Bathgate

Andy Bathgate, one of the greatest players to ever wear a Rangers uniform, passed away on February 26, 2016. He was 83 years old.

Bathgate, whose legendary accomplishments with the Rangers on the ice were only rivaled by his class and dignity off the ice, was the face of the Blueshirts during his 12 seasons in New York. At the time of his departure from the Rangers, Bathgate was the franchise's all-time leader in goals, assists, and points.



An eight-time NHL All-Star, Bathgate won the Hart Trophy as the NHL's Most Valuable Player in 1958-59 and he was inducted into the Hockey Hall of Fame in 1978. On February 22, 2009, Bathgate was bestowed with the highest honor a Rangers player can receive, as his No. 9 jersey was retired and raised to the rafters at Madison Square Garden.

“The New York Rangers and the hockey world lost a beloved and cherished member of its community with the passing of our Legendary Blueshirt, Andy Bathgate. Andy’s Hall of Fame career and many tremendous accomplishments place him among the greatest players who have ever worn a Rangers jersey. Those fortunate enough to have known him fondly remember how he always carried himself with the utmost class and dignity.”

RANGERS PRESIDENT,
GLEN SATHER

“Andy set the bar for what it means to be a Ranger. He was a true innovator of the game and my idol. As a young player, I was fortunate to have the opportunity to play with him and learn from him. He was class personified, on and off the ice. He will be sorely missed by everyone in the Rangers organization and throughout the hockey world.”

ROD GILBERT




ALWAYS A RANGER



Remembering Bill Gadsby

On March 10, 2016, the Rangers organization lost an all-time great, as Hall of Famer Bill Gadsby passed away. He was 88 years old.

Gadsby played 20 seasons in the NHL, including parts of seven seasons with the Rangers from 1954-55 - 1960-61. During his tenure with the Blueshirts, Gadsby was selected to the NHL's First All-Star Team three times (1955-56, 1957-58, and 1958-59), and the NHL's Second All-Star Team once (1956-57). He also represented the Rangers in five NHL All-Star Games. Gadsby was selected as the Rangers' Most Valuable Player in 1955-56, as he established single-season franchise records for assists and points by a defenseman.



Remembering Lou Fontinato

Lou Fontinato, one of the most charismatic players in Rangers history, passed away on July 3, 2016. He was 84 years old.



Fontinato was a fan-favorite from the moment he stepped on the ice with the Rangers. He played in parts of seven seasons with the Blueshirts from 1954-55 to 1960-61, registering 79 points (22 goals, 57 assists) and 939 penalty minutes in 418 games. As tough of a player as the Rangers have had in their history, "Leapin' Louie" ranks seventh on the franchise's all-time penalty minutes list.



TABLE OF CONTENTS

FRONT OFFICE

About The Madison Square Garden Company	7
New York Rangers Directory	8
James L. Dolan	10
David O'Connor	11
Glen Sather	12
Jeff Gorton	13
Jim Schoenfeld	14
Chris Drury	15
Alain Vigneault	16
Coaching Staff	17
Hockey Operations	22
Scouting Staff	27
Training Staff - Medical	34
Strength and Conditioning Staff	35
Equipment Staff	37
Medical Staff	38
Rod Gilbert	40
Adam Graves	41
Rangers Staff	42

THE PLAYERS

Player Biographies	52
In the System	174
Future Blue	197
2016 NHL Entry Draft Selections	201
New York Rangers 2016-17 Roster	204
How the Rangers Were Built	206
Hartford Wolf Pack	207
MSG Network Broadcast Team	214
Garden of Dreams Foundation	218

2015-16 IN REVIEW

Final NHL Standings	222
NHL Statistical Leaders	224
Game Summaries	226
Final Rangers Scoring	237
Scoring Breakdown	238
Special Teams Scoring Breakdown	239
Scoring Breakdown by Month	240
Scoring Breakdown by Division	241
Miscellaneous Statistics	242
Hat Tricks, Shorthanded Goals, Penalty Shots and Empty Net Goals	244
Shootout Statistics	245
Transactions	246

2015-16 IN REVIEW (CONT'D)

2016 Off-Season Activity and Manpower Games Lost to Injury or Illness	247
Overall Schedule and Results	248
Home and Road Schedule and Results	250
Game-by-Game Power Play Totals	252
Game-by-Game Penalty Killing Totals	253
Game-by-Game Home Attendance	254
Scoring of Rangers Prospects	255

RANGERS VS. NHL

Rangers vs. Each NHL Club	256
-------------------------------------	-----

2016 PLAYOFFS

Rangers vs. Penguins	288
Final Rangers Playoff Scoring	289
2016 Stanley Cup Playoffs Results	290

CAREER RECORDS

All-Time Scoring List	292
All-Time Leaders	293
Single Season Leaders	294
All-Time Scoring Streaks	295
All-Time Regular Season Coaching Leaders	296
All-Time Regular Season Records	297

PLAYOFF HISTORY AND RECORDS

All-Time Playoff Series Record vs. NHL	306
All-Time Playoff Results Year-by-Year	307
All-Time Playoff Results Game-by-Game	308
All-Time Playoff OT Results	315
All-Time Playoff Scoring List	316
All-Time Playoff Leaders	317
Single Season Playoff Leaders	318
Stanley Cup Winning Goals, All-Time Playoff Hat Tricks and All-Time Playoff Hat Tricks Against	319
Playoff Scoring Statistics Year-by-Year	320
Playoff Goaltending Statistics Year-by-Year	328
All-Time Playoff Shutouts	330
All-Time Playoff Coaching Records and Leaders	331
All-Time Playoff Coaching Records Year-by-Year	332
All-Time Playoff Records	333
Stanley Cup Championship Teams	338

RANGERS HERITAGE

Madison Square Garden History	342
New York Rangers Franchise History	350

TABLE OF CONTENTS

RANGERS HERITAGE (CONT'D)

All-Time Team Management and All-Time Captains	357
Rangers Retired Numbers	358
Rangers Jersey History	362
Rangers Logo History	366
NHL Award Winners	368
Hall of Fame Selections	370
NHL All-Star and All-Rookie Team Selections	371
NHL All-Star Game Selections and Statistics Year-by-Year	372
Team Award Winners	376

IN THE PAST

All-Time Record vs. NHL	382
Special Teams Statistics Year-by-Year	384
All-Time Longest Team Streaks	385
Most Recent Team Starts	386
Most Recent Team Streaks	387
Current Home and Road Streaks vs. NHL	388
Longest Team Streaks Year-by-Year	390
Longest Home Team Streaks Year-by-Year	392
Longest Road Team Streaks Year-by-Year	394
Rangers vs. NHL Year-by-Year	396
Last 20 Game Results vs. NHL	400
All-Time Record Year-by-Year	402
All-Time Home and Away Record Year-by-Year	404

IN THE PAST (CONT'D)

The Last Time	406
Last Shutout vs. NHL	407
Last Overtime Win and Loss vs. NHL	408
All-Time Hat Trick Leaders and All-Time Hat Tricks	409
All-Time Shutouts, Most Decisive Victories and Most Decisive Defeats	413
All-Time 10-goal Games	414
All-Time 0-0 Games	415
All-Time Penalty Shots	416
Scoring Leaders Year-by-Year	420
Longest Goal Streaks Year-by-Year	422
Longest Assist Streaks Year-by-Year	424
Longest Point Streaks Year-by-Year	426
Scoring Statistics Year-by-Year	428
Regular Season Goaltending Statistics Year-by-Year	445
All-Time Regular Season Coaching Results	448
All-Time Results Game-by-Game	449
All-Time Transactions	477
All-Time NHL Entry Draft Selections	497
All-Time Player Register	501
All-Time Goaltending Register	520
Faces in the Crowd	522
MSG Training Center	524
Media Information	526



EDITORIAL

Executive Editor: John Rosasco
Editor: Michael Rappaport
Associate Editors: Lindsay Hayes, Ryan Nissan
Editorial Assistants: Allyson Piatt, Sara Rozycki, Salim Valji,
 Peter Wunsch
Statistical Consultants: Elias Sports Bureau

DESIGN, PRODUCTION, & PRINTING

Design & Production:
 Joaneey Kagalingan, Michael Rappaport, Maria Spina
Photography: MSG Photos, Rangers Archive,
 Rebecca Taylor, Getty Images
Printed by: Artistic Group

MADISON SQUARE GARDEN

GOAL



optimum.
let's connect more.

EIGHTEEN 20:00

GOAL GOAL GOAL GOAL

GOAL GOAL



optimum.

KIA

DELTA

SAP

DELTA

SAP

DELTA

SAP

ABOUT THE MADISON SQUARE GARDEN COMPANY



As a world leader in live sports and entertainment, The Madison Square Garden Company (MSG) sets a global standard for excellence in live experiences and forges deep and enduring connections with diverse and passionate audiences that span generations.

Stemming from a legendary venue widely known as “The World’s Most Famous Arena,” today MSG includes an unparalleled mix of renowned venues that span four of the nation’s largest entertainment markets. Individually, these venues are each premier showplaces, with a loyal following of fans, performers and events. Taken together, they represent an unmatched collection of venues that serve as extraordinary settings for unforgettable and defining moments. These venues are: New York’s Madison Square Garden, The Theater at Madison Square Garden, Radio City Music Hall and Beacon Theatre; the Forum in Inglewood, California; The Chicago Theatre; and the Wang Theatre in Boston.

MSG also includes some of the most recognized brands in professional sports. With original franchises from the NBA, NHL and WNBA, MSG’s devoted and knowledgeable fans have a personal, passionate and generational relationship with its teams. These franchises are: the New York Knicks, the New York Rangers and the New York Liberty, along with two development league teams – the Westchester Knicks and the Hartford Wolf Pack.

MSG also features a unique portfolio of entertainment brands that includes the Radio City Rockettes, the legendary New York dance company known for their rich history, unrivaled talent, precision and athleticism. This beloved group serves as the star of MSG’s Christmas Spectacular at Radio City Music Hall, which, for more than 80 years, has been a cherished holiday tradition for generations of families. The enduring popularity of this production led to a second Rockettes franchise at Radio City, called the New York Spectacular, which takes audiences on a heartwarming journey through New York City. MSG’s other entertainment offerings include Boston Calling Events, which produces outdoor music festivals, including New England’s premier Boston Calling Music Festival.

In addition to its exclusive sports and entertainment content, MSG promotes, produces and/or presents a range of other outstanding live entertainment and sports experiences in its venues. This includes a broad array of concerts, family shows and special events, perennially featuring some of the biggest names in music and entertainment. MSG also creates lasting memories for sports fans through world-class sporting events such as professional boxing, college basketball, professional bull riding, mixed martial arts, E-Sports and tennis.

In 2006, MSG established the Garden of Dreams Foundation, to use its extraordinary assets to make dreams come true for kids facing obstacles. Since that time, working with MSG and 25 external partner organizations, including hospitals, wish organizations and community-based organizations, the Foundation has impacted more than 300,000 children and their families. Garden of Dreams conducts hundreds of unforgettable events and programs a year, including large-scale events such as the Garden of Dreams Talent Show at Radio City Music Hall and once-in-a-lifetime in-game experiences, as well as celebrations that bring the excitement of MSG to children where they live and play. Through its Giving program, the Foundation also provides significant financial resources for scholarships and tangible community projects that make a real and lasting difference in children’s lives.

RANGERS DIRECTORY, 2016-17

TEAM EXECUTIVE MANAGEMENT

Executive Chairman,
The Madison Square Garden Company James L. Dolan
President & Chief Executive Officer,
The Madison Square Garden Company David O'Connor
President, New York Rangers Glen Sather
General Manager, New York Rangers Jeff Gorton
Executive Vice President, MSG Sports Jordan Solomon
Senior Vice President,
Legal & Business Affairs, Sports Operations John Master
Senior Vice President, Sports Team Operations Mark Piazza
Senior Vice President,
Public Relations & Player Recruitment John Rosasco
Deputy General Counsel & Senior Vice President,
Legal & Business Affairs, Team Operations Marc Schoenfeld
Senior Vice President, Finance Jeanine McGrory

THE MADISON SQUARE GARDEN COMPANY EXECUTIVE MANAGEMENT

Vice Chairman Gregg Seibert
Executive Vice President, Venue Management Hank Abate
Executive Vice President,
Ticketing, Suites, & Hospitality John Abbamondi
Executive Vice President,
General Counsel & Secretary Lawrence Burian
Executive Vice President & Chief Financial Officer Donna Coleman
Executive Vice President, Marquee Events & Operations Joel Fisher
Executive Vice President, MSG Productions Colin Ingram
Executive Vice President & Chief Administrative Officer Sandy Kapell
Executive Vice President,
Corporate Development & Strategy Andrew Lustgarten
Chief Information Officer David Michael
Executive Vice President & Chief Marketing Officer Sharon Ottermann
Executive Vice President, Marketing Partnerships Ron Skotarczak
Executive Vice President & Chief Communications Officer,
Chairman, Garden of Dreams Foundation Barry Watkins

HOCKEY CLUB PERSONNEL

Senior Vice President, Assistant General Manager
& General Manager, Hartford Wolf Pack Jim Schoenfeld
Assistant General Manager Chris Drury
Head Coach Alain Vigneault
Associate Coach Scott Arniel
Assistant Coaches Jeff Beukeboom, Darryl Williams
Assistant Coach & Goaltending Coach Benoit Allaire
Video Coach Jerry Dineen
Video Assistant Shawn Roche
Skills Coach Mark Ciaccio
Skills Consultant Adam Nicholas
Director, Player Care
& Development/Analytics & Hockey Technology Jim Sullivan
Director, Player Personnel Gordie Clark
Assistant Director, Player Personnel Steve Greeley
Director of Professional Scouting Kevin Maxwell
Senior Advisor to the President Mike Barnett
Hockey Consultant Doug Risebrough
Hockey & Business Operations Adam Graves
Director of European Scouting Nikolaj Bobrov
European Scouts Mikko Eloranta, Jan Gajdosik,
Oto Hascak, Anders Kallur, Vladimir Lutchenko
Amateur Scouts Larry Bernard, Rich Brown, Brendon Clark,
Daniel Dore, Eric Doyle, Kim Gellert,
Jamie Herrington, Peter Stephan
Professional Scouts Rick Kehoe, Gilles Leger, Justin Sather
Head Athletic Trainer & Director of Sports Medicine Jim Ramsay
Assistant Athletic Trainer Sean Murdoch
Equipment Manager Acacio Marques
Assistant Equipment Manager Billy Southard
Special Assistant to the Equipment Staff Tim Webb
Massage Therapist/Assistant Trainer Bruce Liferini
Strength & Conditioning Coach Reg Grant
Assistant Strength & Conditioning Coach Pete Draovitch
Performance Analyst Adam Virgile
Strength & Conditioning Consultant – Europe Daniel Hedin
Director, MSG Training Center Operations Alex Case

SPORTS TEAM OPERATIONS

Vice President, Sports Team Operations Jason Vogel
Director, Sports Team Operations Brian Wenth
Director, MSG Sports Travel Sharon Toledo
Manager, Sports Team Operations Caroline Notaro
Coordinator, Sports Team Operations Mary Clare Condon

HOCKEY OPERATIONS

Director, Scouting Information Victor Saljanin
Director, Hockey Administration Katie Condon

BUILDING OPERATIONS

Vice President,
Building Operations, MSG Training Center Miguel Vazquez
Security Supervisor, MSG Training Center Kevin Deegan
Manager, Building Operations, MSG Training Center Steven Kaminski
Coordinator,
Building Operations, MSG Training Center Jennifer LaGrippo

MEDICAL STAFF

Chief Medical Officer
& Senior Vice President, Player Care Dr. Lisa Callahan
Head Team Physician Dr. Bryan Kelly
Team Physician Dr. Kenton Fibel
Team Sports Dietitian Erika Whitman
Team Dentist Dr. Donald Salomon
Assistant Team Dentist Dr. Joseph V. Esposito

COMMUNICATIONS

Vice President, Communications, MSG Sports Ryan Watson
Director, Public Relations Ryan Nissan
Director, Digital Adam Skollar
Manager, Public Relations Lindsay Hayes
Manager, Communications, MSG Sports Mallory Kwitter
Manager, Website Production & Analytics Lisa Hayward
Manager, Digital Content Matt Calamia
Coordinator, Public Relations Michael Rappaport

MARKETING

Senior Vice President,
Marketing Strategy & Consumer Engagement Simon Bradley
Vice President, Marketing Strategy Jeanie Baumgartner
Manager, Service & Retention Jane Stanton
Coordinator, Marketing Greer O'Keefe
Senior Design Director Joanecy Kagalingan

EVENT PRESENTATION

Senior Vice President & Executive Producer Marc Bauman
Vice President, Event Presentation Greg Kwizak
Music Director, Event Presentation Ray Castoldi
Manager, Event Presentation Justin Genserhy
Manager, Video Production Cory Cersher
Coordinator, Event Presentation Amanda Libro

FAN DEVELOPMENT & YOUTH PROGRAMMING

Vice President,
Fan Development & Youth Programming Rick Nadeau
Manager, Youth Hockey Programs Mike Fasulo

COMMUNITY RELATIONS, FAN EXPERIENCES & EVENTS

Vice President,
Community Relations, Fan Experiences & Events Dan Gladstone
Director, Community Relations - MSG Sports David Martella
Director, Alumni/Player Relations Artie Bayes
Director, Hockey Experiences & Events Alexandra Jacques
Manager, Alumni/Player Relations Felicia Ganthier
Director, Special Projects
& Community Relations Representative Rod Gilbert

MERCHANDISE

Vice President, Merchandise Shirley Short

MSG PHOTO SERVICES

Official Photographer of Madison Square Garden George Kalinsky
Vice President, MSG Photo Services Rebecca Taylor
Editor, MSG Photo Services Carly Boyle
Manager, MSG Photo Services Zachary Lane
Coordinator, MSG Photo Services Emma Lomax-Cohen

RANGERS DIRECTORY, 2016-17

FINANCE

Director, Accounting - Suites & Teams Dean Cannizzo
Accounting Managers Angela DellaFortuna, Sarah Sobek
Staff Accountant Amanda Remy

LEGAL & BUSINESS AFFAIRS

Vice President,
Legal & Business Affairs, Team & Sports Operations Jamaal Lesane
Vice President,
Legal & Business Affairs, Sports Operations Christina Song
Counsel, Legal & Business Affairs, Sports Operations Riana Positano
Manager, Contracts Administration Kimberlie LaSalle
Senior Administrative Assistants Maria Roubos, Mary Vukas

PEOPLE PRACTICES

Vice President, Human Resources Ann Jackson
Senior HR Specialist Lara Sharawi

TICKET SALES, SERVICE, RETENTION & OPERATIONS

Senior Vice President,
Revenue Planning & Operations Andrew Rentmeester
Vice President, Service & Retention Courtney Jeffries
Director, CRM & Data Strategy Curran Raclin Jr.
Director, Group Sales Matthew Schulman
Director, Ticket Sales Operations Stephen Cerasoli
Director, New Business - Teams Brendan Long
Manager, Service & Retention Tyson Christensen
Manager, New Business - Teams Daniel Shagawat
Director, Group Sales Planning & Operations Elizabeth Johnston
Manager, CRM Deia Nassar
Coordinators, CRM Leo Parsons, Darolyn Pierce
Premium Experience Specialist Nicole Melfi
Client Relationship Specialists - Rangers Boris Bereza,
Kelsey Finger, Bryan Fried, Stephen Graf,
Adam Squinto, Kiersten Taddeo
Senior Account Executive Sari Brandwine
Account Executives, Season Subscriptions Jessica Afriyie,
Ryan Byors, Matthew Cohn, Andrew Farco,
Kyle George, Awab Habib, Thomas Padula, Jeff Rezach
Managers, Ticket Sales Operations Alexis Kalchbrenner, Michael Rucker
Account Executives, Group Sales Genesis Botero, Mike Kitlas
Group Sales Specialists Alexandra Aldrich, Cara Chernow,
Evan Doyle, Melissa Elguera, Carly Grimaudo,
Eli Kaufman, Rebecca Lynch, Kyle Heiden,
Timothy Holder, Nicholas Palumbo, Cole Schlesinger
Sales Representatives Timothy Dunkel, Robert Elman,
Michelle Fiabane, Tyler George, Alexis Givens, Victoria Ontiveros,
Eric Podbielski, Michael Proska, Austin Scherling, Chris Tedesco
Manager, Revenue Planning & Operations Eric Handler
Analyst Max Daviau
Administrative Assistant Joe Hayward

PREMIUM HOSPITALITY

Vice President, Premium Hospitality Service Dashawnda Brown
Vice President,
Premium Hospitality Strategy & Business Integration Dan Rosenthal
Director, Premium Account Service Dan Asp
Manager, Premium Hospitality Rentals Melinda Churchville
Managers, Premium Hospitality Sales Kevin Becker, Phil Valente
Premium Account Managers Haley Appelbaum, Michael Murray,
Rachel Nelson, Katie Palen, Jordan Schwartz, Chelsea White
Operations Coordinators Jennifer Cook, Caroline Crozier
SNR Operations Coordinator Allison Perretti
Coordinator, Suite Ticket Operations Mark Buensuceso
Administrative Assistant Monique Stansell

MARKETING PARTNERSHIPS - ACCOUNT MANAGEMENT

Senior Vice President, Account Management Justin Johnson
Vice Presidents, Account Planning Lisa Aulebach, Tom Cerasoli,
Kristofor Elvgren, Andrew Karson
Vice President, Activation & Development John Alfano
Directors, Account Planning Andrew Berkowitz, David DiLello,
Catie Fenzel, Bryan Miranda, David Rothstein

MARKETING PARTNERSHIPS - ACCOUNT MANAGEMENT (cont.d)

Director, Account Activation Mike Verna
Director, Partnership Activation & Development Natasha Antonucci
Director, Digital Partnership Activation & Operations Melanie Twomey
Senior Manager, Account Planning Steven Ohwell
Senior Manager, Account Activation Don Gregory
Managers, Account Planning Markie Cohen, Kevin DelleDonne,
Sydney Di Maggio, Dylan Kramer, Joseph Monte, Stephen Smyth
Manager, Account Activation Zach Lazare
Coordinators, Account Activation Jimmy Brennan, Matthew Heineman
Coordinators, Account Management Megan Fry, Erica Piazza
Coordinator, Partnership Activation & Development Katty Villapando

MARKETING PARTNERSHIPS - BUSINESS OPERATIONS

Vice President, Business Operations Laura Lash
Manager, Business Operations & Events Marysa Cole
Coordinators,
Business Operations & Events Becca Adams, Caitlin Allison

MARKETING PARTNERSHIPS - BUSINESS SOLUTIONS

Senior Vice President, Business Solutions Evan Frankel
Vice President, Business Solutions Brandon Templeton
Director, Business Solutions Nicole Mariane
Manager, Integrated Sales Strategy Matthew Ungaro
Coordinators, Business Solutions Claire Kaido, Katrina Schaefer
Junior Designers,
Business Solutions Zuly Beltre, Mohammad Chowdhury

MARKETING PARTNERSHIPS - EXECUTIVE

Director, Strategic Accounts Shannon Fox
Senior Administrative Assistant Kaitlin Lannon

MARKETING PARTNERSHIPS - TEAM SALES

Senior Vice President, Team Sales Mike Lehr
Vice President, Team Sales Bill Smith
Senior Director, Team Sales Dave Decina
Directors, Team Sales Joseph Grippo, Kate Pratt
Director, Outdoor Sales Nicholas Sizer
Managers, Team Sales Christina Milano, Ryan Nowack
Coordinators, Team Sales Tessa Lester, Quincy McKeane

BROADCAST INFORMATION

Television - MSG Network: Sam Rosen, Joe Micheletti, John Giannone
Radio - MSG Radio: Kenny Albert, Dave Maloney

ADDITIONAL INFORMATION

Home Ice Madison Square Garden
Website newyorkrangers.com
Twitter @NYRangers
Media Entrance 8 Penn Plaza, 8th Avenue & 33rd Street
Press Room 6th Floor, Madison Square Garden
Club Colors Home: blue base, trimmed w/red & white
Away: white base, trimmed w/blue & red
Practice Facility Madison Square Garden Training Center



James L. Dolan is Executive Chairman of The Madison Square Garden Company (MSG), a leading sports and entertainment company renowned for its world-famous arena complex, professional sports teams, entertainment properties and historic showplaces. Mr. Dolan also serves as Executive Chairman of MSG Networks Inc., which includes two award-winning regional sports and entertainment networks.

In his role at MSG, Mr. Dolan is responsible for the Company's overall growth strategy and oversight of all of its operations. He also serves as governor to the National Basketball Association and the National Hockey League on behalf of the New York Knicks and New York Rangers.



Throughout his tenure, Mr. Dolan has spearheaded a number of restoration projects to ensure the continued prominence of the Company's premier venues. Mr. Dolan was the catalyst for the restoration of the Company's cherished national landmark, Radio City Music Hall, in 1999, as well as the famed Beacon Theatre in early 2009. This was followed by the three-year, top-to-bottom transformation of the Madison Square Garden Arena, which was completed in October 2013. In January 2014, Mr. Dolan introduced a new strategy that centered on creating large-scale venues with a focus on music and entertainment – with the re-opening of the legendary Forum arena in Inglewood, California. In

2016, MSG announced an expansion of this strategy, with its plans for a brand new, state-of-the-art venue in Las Vegas. MSG's venues also include The Chicago Theatre, which was built in 1921 as one of the country's most opulent motion picture houses.

In addition to its portfolio of landmark venues, MSG owns and operates professional sports teams, the New York Knicks, Rangers and Liberty, as well as entertainment properties, including the Christmas Spectacular and New York Spectacular, both starring the Radio City Rockettes. MSG has also added music festivals to its live offerings through its investment in Boston Calling Events, and is part of strategic partnerships, including Azoff MSG Entertainment and Tribeca Enterprises.

Mr. Dolan has led MSG's response to local and national tragedies. He played a principal role in organizing several extraordinary benefit concerts, including "12-12-12," which raised more than \$50 million for the victims of Hurricane Sandy; "The Concert For New York City," which generated more than \$35 million in aid for 9/11 victims and heroes; and "From The Big Apple to The Big Easy," which raised nearly \$9 million for Hurricane Katrina relief. Mr. Dolan also supports both MSG's and MSG Networks Inc.'s ongoing commitment to the community, particularly through the Garden of Dreams Foundation, the non-profit charity that works with both companies to help children throughout the New York metropolitan area.

In addition to his oversight of MSG, Mr. Dolan also serves as Executive Chairman of MSG Networks Inc., which became a standalone media company following the 2015 spin-off of The Madison Square Garden Company. MSG Networks Inc. is comprised of MSG Network and MSG+, which together annually telecast approximately 500 live professional games, along with a comprehensive lineup of other sporting events, including college football and basketball, as well as critically-acclaimed original programming.

Mr. Dolan also served as Chief Executive Officer of Cablevision Systems Corporation from 1995 until June 2016, when the leading media and telecommunications company, which served as MSG's parent company until 2010, was sold to Altice. Prior to his role as Cablevision CEO, Mr. Dolan was chief executive officer of Rainbow Media Holdings, the former Cablevision programming subsidiary now known as AMC Networks Inc. Mr. Dolan began his career with Cablevision in the 1970s and held a variety of executive positions before overseeing Rainbow Media.

Mr. Dolan serves on the board of directors for MSG, MSG Networks Inc., and AMC Networks Inc. He is also on the board of The Lustgarten Foundation, an organization he helped found in 1998, which today is the nation's largest private supporter of pancreatic cancer research. Since its inception, the Foundation has directed more than \$120 million to research and assembled the best scientific minds with the hope that one day, a cure can be found.



David O'Connor is President and Chief Executive Officer of The Madison Square Garden Company (MSG), which includes renowned performance venues, entertainment properties, and professional sports teams. Mr. O'Connor is responsible for the Company's overall strategic vision, and for leading the Company's efforts to identify new initiatives that enhance MSG's existing brands and represent new opportunities for growth, including the formation of new strategic alliances and transactions.

The Company's signature assets consist of some of the nation's most dynamic and powerful sports and entertainment brands. This diverse collection of properties includes a portfolio of iconic venues: New York's Madison Square Garden, The Theater at Madison Square Garden, Radio City Music Hall and Beacon Theatre; the Forum in Inglewood, California; The Chicago Theatre; and the Wang Theatre in Boston. In addition, MSG owns and operates professional sports teams, the New York Knicks, Rangers and Liberty; and entertainment properties, including the Christmas Spectacular and New York Spectacular, both starring the Radio City Rockettes; and is part of strategic partnerships, including Azoff MSG Entertainment and Tribeca Enterprises.



Mr. O'Connor joined the Company in June 2015 and, as one of his first tasks, helped drive the successful spin-off of MSG from its predecessor company, now known as MSG Networks Inc. With the completion of this transaction, Mr. O'Connor laid out a plan to grow the new standalone sports and entertainment company. In addition to implementing an organizational structure that has readied the company for future growth, Mr. O'Connor has played a critical role in two new endeavors with a focus on expanding MSG's live experience offerings. These include the Company's plans to build a groundbreaking music and entertainment-focused venue to Las Vegas, and its investment in Boston Calling Events, which produces outdoor festivals, including New England's premier Boston Calling Music Festival.

Prior to joining MSG, Mr. O'Connor spent more than 30 years at CAA, where he served as Managing Partner of the world-wide entertainment and sports agency his last 20 years. He began his career at CAA in 1983 in the mailroom and was soon promoted to agent in the Motion Picture department. In 1995, Mr. O'Connor took over day-to-day management and ownership of the agency along with his partners, helping to expand the agency's operations and services around the globe, while maintaining the company's reputation as a trusted agency. In 1996, Mr. O'Connor and his partners broke new ground in the entertainment industry with the creation of the CAA Foundation, which involves the entertainment community and CAA clients in philanthropy and engages organizations to lend their support to a variety of philanthropic programs. This was followed in 2006 by the launch of CAA Sports, which today represents more than 1,000 of the world's top athletes, coaches and broadcasters, along with many of the biggest brands and properties in sports worldwide, including The Madison Square Garden Company.

In 2008, Mr. O'Connor also co-founded and established Evolution Media Capital (EMC), a CAA affiliate that provides investment banking and advisory, asset management, industry research, and capital-raising services to the media and sports industries, as well as Evolution Media Partners, a \$1 billion principal investing fund. And in 2012, Mr. O'Connor was instrumental in the creation of CAA Eleven, a dedicated CAA subsidiary that manages the media, sponsorship, and licensing rights for all National Team Football in Europe governed by UEFA (Union of European Football Associations).

Mr. O'Connor serves on the board of the Garden of Dreams Foundation, a non-profit organization that works closely with all areas of MSG to make dreams come true for children facing obstacles. Since its inception in 2006, the Foundation's relationship with MSG has enabled it to brighten the lives of more than 300,000 children and their families through one-in-a-lifetime experiences, college scholarships and larger community projects that make a real and lasting difference in children's lives. He also co-founded and serves as Chairman of City Lacrosse, an organization that teaches lacrosse and leadership skills to at-risk kids in South L.A.

Mr. O'Connor is married to Lona Williams and has two children, Lucy and Angus.



During his 39 years as a front office executive, Rangers President Glen Sather has illustrated why he is one of the great architects in the history of hockey management. In a Hall of Fame career that has included five Stanley Cup Championships, Sather served as a general manager for more regular season games (2,700) and earned more regular season wins (1,319) than any general manager in NHL history.

Over his tenure with the Rangers, Sather has laid the foundation for long-term success by developing a core of homegrown players, while adding significant pieces via trades and free agency. The Rangers are one of four NHL teams that have reached the playoffs at least 10 times since the 2005-06 season, and New York ranks fifth in the NHL with 474 regular season wins over the span. The Blueshirts are also one of two teams that have not been mathematically eliminated from the playoffs prior to the start of a regular season game over the last 11 seasons. New York has played in more playoff games than any NHL team since 2011-12 (81) and is the only NHL team that has won at least one playoff series in four of the last five years. In addition, the Blueshirts have won more playoff games (40) and playoff series (eight) than any other Eastern Conference team over the last five years.



In Sather's final year as the Rangers' General Manager in 2014-15, the mix of homegrown youth and veteran acquisitions he assembled had the most successful regular season in franchise history. The Blueshirts established single-season franchise records in wins (53) and points (113) while capturing the Presidents' Trophy for the third time in franchise history. In recognition of his efforts, Sather was selected as a finalist for the General Manager of the Year Award.

Sather became New York's 12th President and 10th General Manager on June 1, 2000. In 14 seasons as the Rangers general manager (2000-01 – 2014-15), Sather earned more wins (556) than any general manager in franchise history. He also served as head coach of the Rangers from January 30, 2003 to February 25, 2004. Sather led the Edmonton Oilers to five Stanley Cup Championships between 1984 – 1990, overseeing the development of a revolutionary team concept as well as some of the finest individual talents ever to play the game. Sather's achievements were recognized and honored on September 9, 1997, when he became the first member of the Oilers organization to be selected to the Hockey Hall of Fame.

During his tenure with the Oilers, the club posted a 791-652-215-8 record in 1,666 regular season games (.542 points percentage), capturing two Presidents' Trophies, six division titles, and six conference championships. In Stanley Cup playoff action with Edmonton, Sather's teams compiled a 133-82 record in 215 games (.619 winning percentage), leading to the club's five Stanley Cup titles.

Upon his retirement as a player following the 1976-77 season, Sather immediately joined the coaching ranks, guiding the Oilers to 12 straight WHA and NHL playoff appearances, four Stanley Cup Championships and five Stanley Cup Finals appearances between 1977 and 1989. Sather added the title of General Manager in June of 1980.

Before embarking on his executive career, Sather put together one of the most impressive coaching records in NHL history. He has served as a Head Coach in 932 NHL regular season games, compiling a record of 497-307-121-7 (.602 points percentage). In 126 Stanley Cup playoff games, Sather posted a record of 89-37. He is tied for seventh on the all-time list for playoff wins and ranks first all-time with a .706 winning percentage in the playoffs. Sather received the Jack Adams Award as the NHL's Coach of the Year in 1985-86.

Sather's knowledge of the game, tactical negotiating strategies, strong developmental skills, and keen ability to get the best out of his players are keys to his managerial success. During his administration in Edmonton, Sather developed a dynasty by nurturing talented draft picks Mark Messier, Kevin Lowe, Jari Kurri, Grant Fuhr, Paul Coffey, Esa Tikkanen and Glenn Anderson, along with the acquisition of a rising star named Wayne Gretzky.

Sather's management experience and success also carries over to the international arena. He served as Team Canada's General Manager and Coach for the 1996 World Cup of Hockey. He also guided Team Canada's 1994 Canada Cup Championship and was the General Manager of the gold medal-winning team in the 1994 World Hockey Championship.

A native of High River, Alberta, Sather enjoyed a successful junior career with the Edmonton Oil Kings. Following the completion of his amateur days, he became property of the Detroit Red Wings but would never wear a Winged Wheel jersey. After a season with the Central League's Memphis Wings, Sather was drafted away from the Red Wings by the Boston Bruins in 1965, and would make his NHL debut with the Bruins in the 1966-67 season. Sather would go on to play 10 seasons in the NHL with Boston, Pittsburgh, the Rangers, St. Louis, Montreal, and the Minnesota North Stars. In 658 regular season games, he tallied 80 goals and 113 assists for 193 points, along with 724 penalty minutes.

As a member of the Rangers, Sather appeared in 186 regular season games over parts of four seasons (1970-71 – 1973-74), recording 18 goals and 24 assists for 42 points, along with 193 penalty minutes. In addition, he was a member of the 1971-72 Rangers club which advanced to the Stanley Cup Finals.

Sather and his wife, Ann, have two sons, Justin and Shanon, and three grandchildren, Tanner, Morgan, and Vienna.



Jeff Gorton begins his 10th season with the Rangers and his second as General Manager after being named the 11th general manager in franchise history on July 1, 2015. He previously served four seasons as Assistant General Manager. Prior to becoming Assistant General Manager, Gorton spent three seasons with the Rangers as Assistant Director, Player Personnel, after serving one season as a professional scout.

In Gorton's first season as General Manager, the Rangers posted a 46-27-9 record and earned 101 points. In the process, the Rangers established franchise records in wins and points through the first 21 games of a season. The Blueshirts finished with the ninth-best record in the NHL and advanced to the playoffs for the sixth consecutive season.

In his role, Gorton is responsible for all aspects of hockey administration for the team, including matters relating to the hockey club's salary structure and to the team's interaction with the National Hockey League regarding player contracts, player movement and Collective Bargaining Agreement issues. He oversees the day to day work of the hockey operations area, including the administration of all player and staff contracts. Gorton represents the club in salary arbitration matters, assists in negotiation of player contracts and coordinates team research projects. He also continues his involvement with the club's professional and amateur scouting operations.



During Gorton's tenure with the Rangers, he has played a key role in the selection of current Blueshirts Derek Stepan, Chris Kreider, Jesper Fast, J.T. Miller, Dylan McIlrath, and Brady Skjei in the NHL Entry Draft. Gorton was vital in the Rangers' acquisitions of Ryan McDonagh and Rick Nash through trades, as well as the signing of free agents Kevin Hayes and Mats Zuccarello.

Prior to joining the Rangers, Gorton spent 15 seasons with the Boston Bruins organization, serving as the Bruins Assistant General Manager during the final seven years of his tenure. As Assistant General Manager, he was involved in contract negotiations, scouting operations, and the team's American Hockey League (AHL) affiliate in Providence, Rhode Island.

Gorton served as Boston's Interim General Manager from March 27 to July 8, 2006, directing the Bruins' efforts at the 2006 NHL Entry Draft and negotiating contracts and trades at the start of the 2006 free agency period. At the 2006 draft, Gorton was instrumental in landing Bruins' star players Tuukka Rask and Brad Marchand, as well as former Bruins' stars Phil Kessel and Milan Lucic. He also acquired key All-Star free agents Zdeno Chara and Marc Savard.

Gorton originally joined the Bruins organization in their public relations department at the beginning of the 1992-93 season. He became the Bruins' Director of Scouting Information in October 1994, where he created the scouting database which networks the club's scouts via computer, and coordinated video on prospects in preparation of scouting assignments and the annual NHL Entry Draft. Gorton holds a degree in physical education from Bridgewater State College and a Masters in sports management from Springfield College.

Gorton resides in Somers, New York, with his wife, Cyndi, and two sons, Jack and Sam.



SENIOR VICE PRESIDENT AND ASSISTANT GENERAL MANAGER,
AND GENERAL MANAGER, HARTFORD WOLF PACK

Jim Schoenfeld begins his second season as Senior Vice President and Assistant General Manager, and General Manager of the Hartford Wolf Pack after being promoted to the post on July 1, 2015. In his role, he assists Rangers General Manager Jeff Gorton on all player transactions, and he is also responsible for all hockey-related matters for the Rangers' American Hockey League affiliate, the Hartford Wolf Pack. Prior to his promotion, Schoenfeld served the previous eight seasons as Assistant General Manager, Player Personnel of the Rangers.



Schoenfeld has spent the past 13 seasons as General Manager of the Wolf Pack and served as head coach of the team for two seasons in 2005-06 and 2006-07. He assumed head coaching duties for the organization on July 13, 2005, when he became the fourth head coach in franchise history. Schoenfeld has played a key role in developing the organization's pool of prospects.

During Schoenfeld's tenure in the organization, several Blueshirts developed under his guidance in Hartford before becoming key contributors in New York. Since Schoenfeld became the Wolf Pack General Manager, players such as current Rangers captain Ryan McDonagh, Mats Zuccarello, J.T. Miller, Jesper Fast, Oscar Lindberg, Dylan McIlrath, Brady

Skjei, and former Ranger Artem Anisimov made their professional debuts with the Wolf Pack/Whale in the AHL before being called up by the Blueshirts. In his two seasons as head coach of the Wolf Pack, Schoenfeld played a vital role in the progression of players such as current Rangers alternate captain Dan Girardi, as well as former Blueshirts Ryan Callahan and Brandon Dubinsky.

In July of 2016, Schoenfeld received the Thomas Ebright Award in recognition of career contributions to the American Hockey League.

In 2014-15, the Rangers and Wolf Pack were the only NHL and AHL teams from the same organization to both reach the Conference Finals. It was the first time in franchise history that the Rangers and their AHL affiliate both reached the Eastern Conference Final in the same season.

Prior to joining Hartford, Schoenfeld served as an assistant coach with the Rangers for the 2002-03 campaign. He joined the Rangers after serving as a lead analyst for ESPN's National Hockey Night from 1999 through 2002. A veteran of 10 seasons in the National Hockey League as a head coach, Schoenfeld compiled a 256-246-78 record (.509 points percentage) with the Buffalo Sabres, New Jersey Devils, Washington Capitals, and Phoenix Coyotes, and he reached the playoffs in six of the 10 campaigns.

After leaving ESPN to assume head coaching duties of the Washington Capitals on January 27, 1994, Schoenfeld posted a record of 113-102-34 in 249 regular season games. Schoenfeld guided the New Jersey Devils from January 26, 1988 through November 6, 1990, leading the club to a record of 50-59-15 in 124 games. During the 1987-88 season, he was responsible for leading the Devils to the team's first-ever Stanley Cup Playoff appearance, taking the club to within one game of the Stanley Cup Finals.

Schoenfeld skated in 719 career NHL games with the Sabres, Detroit Red Wings, and Boston Bruins from 1972-73 through 1984-85. A former captain of the Sabres, he registered 51 goals and 204 assists for 255 points, along with 1,132 penalty minutes. Originally selected by Buffalo in the first round, fifth overall, of the 1972 NHL Amateur Draft, Schoenfeld is a member of the Buffalo Sports Hall of Fame and the Buffalo Sabres Hall of Fame.

A native of Galt, Ontario, Schoenfeld and his wife, Theresa, have a daughter, Katie, and three sons, Justin, Adam, and Nathan.



Chris Drury begins his first season as Assistant General Manager after being promoted to the post on September 2, 2016.

In his expanded role, Drury assists Rangers General Manager Jeff Gorton on all player transactions and contract negotiations. Drury helps Gorton in overseeing and evaluating all players at the collegiate level, and he also assists in the development of Rangers prospects, both on and off the ice, by serving as a liaison between the hockey operations department and prospects in the organization. Prior to his promotion, Drury served as Director of Player Development for one season after rejoining the Rangers organization on September 4, 2015.

During his 12-year NHL career, the Trumbull, Connecticut, native skated in 892 games with the Colorado Avalanche, Calgary Flames, Buffalo Sabres, and the Rangers, registering 255 goals and 360 assists for 615 points. Drury captured the Stanley Cup as a member of the Avalanche in 2000-01, ranking second in the NHL with 11 goals in 23 games during the team's playoff run. In 1998-99, Drury received the Calder Trophy as the NHL's Rookie of the Year after registering 20 goals and 24 assists for 44 points with Colorado. Drury recorded at least 20 goals in nine different seasons in his career, and he registered at least 50 points in eight different seasons.



In addition, Drury's team reached the playoffs in nine of his 12 seasons in the NHL, and his team advanced to the Conference Finals on six occasions. In 135 career NHL playoff games, Drury registered 47 goals and 42 assists for 89 points, along with a plus-24 rating and 46 penalty minutes. Over the 12 seasons in which he played in the NHL (1998-99 – 2010-11), Drury led the league in playoff game-winning goals (17), ranked second in playoff overtime goals (four), ranked fourth in playoff goals, and ranked ninth in playoff games played.

Drury played four seasons with the Rangers (2007-08 – 2010-11) after signing with the team as a free agent on July 1, 2007. In addition, Drury served as the Rangers captain for three seasons (2008-09 - 2010-11) after being named the 25th captain in franchise history – as well as the second American-born captain in franchise history – on October 3, 2008. In 264 regular season games with the Blueshirts, Drury recorded 62 goals and 89 assists for 151 points, along with 116 penalty minutes. Over his first three seasons with the Rangers, Drury led the team in goals (61) and points (146), ranked second in assists (85), and tied for second in game-winning goals (10). In addition, the Rangers made the playoffs three times during Drury's four seasons with the team.

Prior to joining the NHL, Drury completed one of the most impressive collegiate hockey careers in NCAA history. Over four seasons at Boston University (1994-95 – 1997-98), Drury tallied 113 goals and 101 assists for 214 points in 155 games. During his collegiate career, the Terriers captured the National Championship in 1994-95, appeared in the National Championship Game twice (1994-95, 1996-97), and appeared in the Frozen Four three times (1994-95, 1995-96, 1996-97). Drury was selected as a First Team All-American on two occasions (1996-97, 1997-98), a Hobey Baker Finalist as the Top Player in College Hockey on three occasions (1995-96, 1996-97, 1997-98), and he became the first Terrier to receive the Hobey Baker Award in 1997-98. Drury is Boston University's all-time leader in goals and ranks third on the school's all-time points list.

Internationally, Drury represented the United States in numerous tournaments and earned several medals. He participated in three consecutive Winter Olympics (2002, 2006, 2010), capturing a silver medal at the 2002 Winter Olympics in Salt Lake City, Utah and the 2010 Winter Olympics in Vancouver, British Columbia. Drury was inducted into the U.S. Hockey Hall of Fame in 2015.

Drury and his wife, Rory, have a son, Luke, and two daughters, Dylan and Kelly.

ALAIN VIGNEAULT

HEAD COACH



Alain Vigneault begins his fourth season with the Rangers after being named Head Coach on June 21, 2013.

Over the last 10 seasons (2006-07 - 2015-16), Vigneault leads all NHL head coaches in regular season wins (457). In addition, he is tied for second among NHL head coaches in playoff series coached (20) and playoff games coached (117) over the span. In Vigneault's first three seasons with the Rangers, the team earned 144 wins, which is tied for the most wins over any three-season span in franchise history. In addition, the Blueshirts' 99 wins over the last two seasons are the most the team has registered in a two-season span in franchise history.



On October 9, 2015, Vigneault earned his 100th regular season win as the Rangers' Head Coach, reaching the milestone in fewer games (166) than any other head coach in franchise history. Vigneault coached his 1,000th career NHL game on December 11, 2015, becoming the 23rd head coach in league history to reach the milestone.

In his first three seasons with the Rangers, Vigneault has posted a 144-80-22 record in 246 regular season contests. Vigneault leads all Rangers head coaches in points percentage (min. 100 regular season games coached) in franchise history (.630). In addition, Vigneault has posted a 25-24 record in 49 playoff games with the Blueshirts, and the team has won five playoff series during the span.

Vigneault has led his team to a division title in six of the last eight seasons and in seven of the last 10 seasons. He is one of two NHL head coaches who have captured the Presidents' Trophy at least three times since the award was first presented in 1985-86.

On February 14, 2015, Vigneault became the 21st head coach in NHL history to earn 500 career NHL wins and the first to accomplish the feat with the Rangers.

In 2014-15, Vigneault helped the Rangers establish single-season franchise records in wins (53) and points (113) while capturing the Presidents' Trophy for posting the league's top record during the regular season. In recognition of his efforts, Vigneault was named a finalist for the Jack Adams Award as the NHL's top head coach. In 2013-14, Vigneault led the Rangers to a 45-31-6 record during the regular season and helped the team reach the Stanley Cup Final for the first time in 20 years.

Vigneault joined the Rangers after serving as Head Coach of the Vancouver Canucks for seven seasons. Under his guidance, Vancouver compiled a 313-170-57 record in 540 regular season games. The Canucks won the Presidents' Trophy in back-to-back seasons (2010-11 and 2011-12) and reached the Stanley Cup Final in 2010-11.

In his first season with the Canucks in 2006-07, Vancouver earned 49 wins and 105 points - both franchise records at the time - to capture the Northwest Division title. Vigneault received the Jack Adams Award following that season in recognition of his achievements.

The Quebec City, Quebec, native previously served as Head Coach of the Montreal Canadiens from 1997-98 to 2000-01, becoming the second youngest coach in the club's history at the age of 36. In his first season with Montreal, he led the Canadiens to the Eastern Conference Semifinals.

Prior to joining the coaching ranks, Vigneault appeared in 42 NHL games over two seasons with the St. Louis Blues from 1981-82 to 1982-83. Originally selected by the Blues in the eighth round, 167th overall, of the 1981 NHL Entry Draft, the defenseman registered two goals, five assists, and 82 penalty minutes in his NHL career.

Vigneault has two daughters, Andreane and Janie.

SEASON	TEAM	LEAGUE	REGULAR SEASON							PLAYOFFS			
			GC	W	L	T	OT	PTS	PTS%	GC	W	L	WIN%
1986-87	Trois Rivières	QMJHL	70	28	40	2	-	58	.414	-	-	-	-
1987-88	Hull	QMJHL	70	43	23	4	-	90	.643	19	12	7	.632
1988-89	Hull	QMJHL	70	40	25	5	-	85	.607	9	5	4	.556
1989-90	Hull	QMJHL	70	36	29	5	-	77	.550	11	4	7	.364
1990-91	Hull	QMJHL	70	36	27	7	-	79	.564	6	2	4	.333
1991-92	Hull	QMJHL	70	41	24	5	-	87	.621	6	2	4	.333
1995-96	Beauport	QMJHL	31	19	7	5	-	43	.694	15	9	6	.600
1996-97	Beauport	QMJHL	70	24	44	2	-	50	.357	4	1	3	.250
1997-98	Canadiens	NHL	82	37	32	13	-	87	.530	10	4	6	.400
1998-99	Canadiens	NHL	82	32	39	11	-	75	.457	-	-	-	-
1999-00	Canadiens	NHL	82	35	34	9	4	83	.506	-	-	-	-
2000-01	Canadiens	NHL	20	5	13	2	0	12	.300	-	-	-	-
2003-04	P.E.I.	QMJHL	70	40	19	5	6	91	.650	11	6	5	.545
2004-05	P.E.I.	QMJHL	70	24	39	7	0	55	.393	-	-	-	-
2005-06	Manitoba	AHL	80	44	24	-	12	100	.625	13	7	6	.538
2006-07	Canucks	NHL	82	49	26	-	7	105	.640	12	5	7	.417
2007-08	Canucks	NHL	82	39	33	-	10	88	.537	-	-	-	-
2008-09	Canucks	NHL	82	45	27	-	10	100	.610	10	6	4	.600
2009-10	Canucks	NHL	82	49	28	-	5	103	.628	12	6	6	.500
2010-11	Canucks	NHL	82	54	19	-	9	117	.713	25	15	10	.600
2011-12	Canucks	NHL	82	51	22	-	9	111	.677	5	1	4	.200
2012-13	Canucks	NHL	48	26	15	-	7	59	.615	4	0	4	.000
2013-14	RANGERS	NHL	82	45	31	-	6	96	.585	25	13	12	.520
2014-15	RANGERS	NHL	82	53	22	-	7	113	.689	19	11	8	.579
2015-16	RANGERS	NHL	82	46	27	-	9	101	.616	5	1	4	.200
NHL TOTALS			1,052	566	368	35	83	1,250	.594	127	62	65	.488
NYR TOTALS			246	144	80	-	22	310	.630	49	25	24	.510

SCOTT ARNIEL

Associate Coach | Scott Arniel begins his fourth season with the Rangers coaching staff after being named Associate Coach on August 14, 2013. He brings 16 years of professional coaching experience to the Rangers bench, which includes serving as Head Coach for the NHL's Columbus Blue Jackets for 123 games during the 2010-11 and 2011-12 seasons.

Prior to joining the Rangers organization, the Kingston, Ontario, native spent one season as Head Coach of the American Hockey League's (AHL) Chicago Wolves, where he posted a 37-30-5-4 record. Arniel compiled a 218-136-21-21 record for a .604 points percentage in five seasons as a head coach in the AHL, including four seasons with the Manitoba Moose from 2006-07 to 2009-10. In 2008-09, Arniel guided the Moose to the Calder Cup Finals after posting franchise records with 50 wins and 107 points to finish atop the AHL standings. He captured the Louis A.R. Pieri Memorial Award that season as the AHL Coach of the Year.

Arniel previously served as an Assistant Coach with the Buffalo Sabres from 2002-03 to 2005-06, and with Manitoba from 1999-00 to 2001-02.

Prior to joining the coaching ranks, Arniel appeared in 730 NHL games as a player with the Winnipeg Jets (1981-86; 1990-91), Buffalo Sabres (1986-90), and Boston Bruins (1991-92), registering 149 goals and 189 assists for 338 points in 11 seasons. The left winger was originally selected by Winnipeg in the second round, 22nd overall, of the 1981 NHL Entry Draft.

Arniel also recorded 14 points (seven goals, seven assists) in 25 AHL games with the Maine Mariners and New Haven Nighthawks in 1991-92 and 460 points (194 goals, 266 assists) in 530 International Hockey League (IHL) contests with the San Diego Gulls (1992-94), Houston Aeros (1994-96), Utah Grizzlies (1996), and Manitoba Moose (1996-99). He split the 1995-96 season with Houston and Utah, beginning the campaign as a player/assistant coach with the Aeros. He helped the Grizzlies win the Turner Cup in 1995-96.

Arniel and his wife, Lia, have a son, Brendan, and a daughter, Stephanie.



JEFF BEUKEBOOM

Assistant Coach | Jeff Beukeboom begins his first season with the Rangers coaching staff after being named Assistant Coach on July 1, 2016. He joins the Rangers coaching staff after serving as an Assistant Coach with the Blueshirts' American Hockey League (AHL) affiliate, the Hartford Wolf Pack, for four seasons (2012-13 – 2015-16).

During Beukeboom's tenure with Hartford, several current Rangers developed under his guidance, including defensemen Brady Skjei and Dylan McIlrath. While Beukeboom was a member of Hartford's coaching staff, the team advanced to the Eastern Conference Finals during the 2014-15 season.

In addition to his coaching experience with the Wolf Pack, Beukeboom served as an Assistant Coach with the Sudbury Wolves of the Ontario Hockey League (OHL) for three seasons (2009-10 – 2011-12) and with the Barrie Colts of the OHL for one season (2008-09). He also served as an Assistant Coach for one season with the Toronto Roadrunners of the AHL in 2003-04.

Over the course of 13 NHL seasons, Beukeboom skated in 804 career games, registering 30 goals and 129 assists for 159 points, along with a plus-114 rating and 1,890 penalty minutes. He was selected by the Edmonton Oilers in the first round, 19th overall, of the 1983 NHL Entry Draft. Beukeboom skated in 284 games over parts of six seasons with the Oilers and was a member of three Stanley Cup championship teams (1986-87, 1987-88, and 1989-90).

The Ajax, Ontario, native was acquired by the Rangers from Edmonton on November 12, 1991 to complete the transaction that sent Mark Messier from the Oilers to the Blueshirts. Beukeboom skated in 520 games over parts of eight seasons with the Rangers, registering 18 goals and 72 assists for 90 points, along with a plus-63 rating and 1,157 penalty minutes. During his tenure with the Rangers, Beukeboom won his fourth Stanley Cup in 1993-94. He established a career-high with eight goals during the 1993-94 season, and he registered six assists and a plus-17 rating during the 1994 Playoffs. Beukeboom ranks second on the Rangers' all-time list in regular season penalty minutes (1,157) and playoff penalty minutes (147).

Beukeboom and his wife, Sherri, have two sons, Brock and Reid, and a daughter, Tyson.





DARRYL WILLIAMS

Assistant Coach | Darryl Williams begins his third season with the Rangers coaching staff after being named Assistant Coach on August 5, 2014. He joined the Rangers' bench after spending the previous six seasons as an Assistant Coach with the Vancouver Canucks. During Williams' tenure with the Canucks, the team reached the playoffs in five consecutive seasons (2008-09 – 2012-13), won the Presidents' Trophy in back-to-back seasons (2010-11 and 2011-12), and advanced to the Stanley Cup Final in 2010-11.



Prior to joining the Canucks, Williams was the Associate Coach, Video Coordinator, and Strength and Conditioning Coach for the St. John's Fog Devils of the Quebec Major Junior Hockey League (QMJHL) from 2005-06 – 2007-08. The Fog Devils reached the playoffs in each of Williams' three seasons with the team.

Williams has held numerous coaching roles in his career. He served as an Assistant Coach with the Cincinnati Mighty Ducks of the American Hockey League (AHL) and as a Head Coach with the Kansas City Outlaws of the United Hockey League (UHL).

Before joining the coaching ranks, Williams played 11 seasons of professional hockey. He skated in two games with the Los Angeles Kings during the 1992-93 season, making his NHL debut on March 2, 1993 vs. Calgary. Williams registered 126 goals and 157 assists for 283 points in 676 career games in the AHL and the International Hockey League (IHL).

Williams and his wife, Nancy, have a son, Ben, and a daughter, Sophia.

BENOIT ALLAIRE

Assistant Coach & Goaltending Coach | Benoit Allaire begins his 13th season with the Rangers coaching staff after being named Assistant Coach and Goaltending Coach on July 15, 2004. Under the direction of Allaire, Rangers goaltender Henrik Lundqvist has achieved considerable success. In 11 seasons with the Rangers, Lundqvist has established several franchise and league records, including franchise records for career appearances, wins, saves, and shutouts. Lundqvist is also the first goaltender in NHL history to record 30 or more wins in 10 of his first 11 seasons, including each of his first seven seasons, and he won the Vezina Trophy as the league's top goaltender in 2011-12. In addition, Lundqvist is one of three goaltenders in NHL history who have earned 30 or more wins in at least 10 different seasons, along with Martin Brodeur and Patrick Roy.



Prior to joining the Rangers organization, Allaire spent seven seasons as the goaltending coach for the Phoenix Coyotes. He also served as the goaltending instructor for the Montreal Canadiens for one season in 1996-97. Allaire was the first to implement the hybrid style of goaltending, a combination of stand-up and butterfly, relying on quickness and reaction to the puck, while utilizing the butterfly technique in certain situations. Under the direction of Allaire, Coyotes goaltenders enjoyed tremendous improvement and success. Before joining the Coyotes organization in 1999, Sean Burke appeared in 536 NHL matches and posted a 3.21 goals against average, a .895 save percentage, and 19 shutouts. While with Allaire, Burke showed noticeable improvement, appearing in 211 matches with Phoenix and recording a 2.39 goals against average, a .919 save percentage, and 15 shutouts. He was also nominated for both the Vezina and Lester B. Pearson trophies following the 2001-02 season and appeared in the NHL All-Star Game twice (2001, 2002). Additionally, Coyotes goaltender Brian Boucher established a new modern NHL record shutout streak from December 22, 2003 to January 11, 2004, going 332:01 without allowing a goal and recording five shutouts.

Stanley Cup-winning goaltender Nikolai Khabibulin also posted significantly improved statistics under the tutelage of Allaire. Prior to Allaire joining Phoenix, Khabibulin posted a 3.03 goals against average and a .906 save percentage with nine shutouts (1994-95 - 1996-97). In his two seasons with Allaire (1997-98, 1998-99), Khabibulin participated in the NHL All-Star Game in both campaigns, and shaved more than half a goal off his goals against average.

A native of St. Janvier, Quebec, Allaire served as a goaltending instructor for six seasons (1989-95) in the Quebec Major Junior Hockey League (QMJHL) with three different teams: Laval, Verdun and Granby. During his stay in the QMJHL, the goaltenders under Allaire's supervision won two President's Cups (QMJHL's championship) and played in two Memorial Cup Tournaments.

Allaire and his wife, Lyne Chalut, live in New York City.



JERRY DINEEN

Video Coach | Jerry Dineen begins his 23rd season with the New York Rangers. In his role as Video Coach, Dineen assists the coaching staff with analysis of game video and pre-scouting film. He provides video for the coaches during game intermissions detailing both the Rangers' and opponents' tactics to either exploit offensively or make corrections defensively. In addition, Dineen prepares information for pre-game and post-game meetings in coordination with the other coaches.



Under his guidance, the Rangers now utilize advancements in technology to record and archive all NHL games to track other players and teams for management. He also creates highlight and specialty video for the coaching staff and players.

In addition to his work with the Rangers, Dineen also assisted the team's American Hockey League affiliate, the Hartford Wolf Pack, in 1999-00 to help them win the Calder Cup Championship.

Prior to coming to New York, Dineen skated in 86 career East Coast Hockey League games in two seasons with the Winston-Salem Thunderbirds and Raleigh Ice Caps, registering 14 goals and 23 assists for 37 points. The Seattle, Washington, native also played four years of college hockey at SUNY Plattsburgh of the ECAC-W before turning pro. He won the Division III NCAA Championship with the Cardinals during his freshman year.

Dineen comes from a rich hockey background. His father played in the NHL for the Detroit Red Wings and worked in various roles in professional hockey before retiring as a scout with the St. Louis Blues. His brother, Kevin, is an Assistant Coach with the Chicago Blackhawks and was part of Chicago's Stanley Cup-winning team in 2014-15. In addition, Kevin led Team Canada's Women's team to a gold medal at the 2014 Winter Olympics in Sochi, Russia as its head coach.

Dineen resides in Somers, NY with his wife, Sandy, three daughters, Ashley, Haley and Megan, and son, Daniel.

SHAWN ROCHE

Video Assistant | Shawn Roche begins his first season with the Rangers coaching staff as the team's Video Assistant. In his role, Roche is responsible for assisting Video Coach Jerry Dineen and other members of the team's coaching staff and management with video breakdowns.

Prior to joining the Rangers, Roche spent two seasons as the Video Coordinator with the team's American Hockey League affiliate, the Hartford Wolf Pack. In his role with the Wolf Pack, he worked with the team's coaching staff to prepare video for pre-game meetings, as well as create game plans for upcoming contests.



Roche also served as the Video Coordinator for the Canisius College Hockey Program in Buffalo, New York for two years before joining the Wolf Pack. He earned a Bachelors Degree in Sports Management at Bowling Green State University, and he received a Master of Arts in Education at the University of Phoenix.

MARK CIACCIO

Skills Coach | Mark Ciaccio enters his fourth season as the Rangers Skills Coach. In his role, Ciaccio is responsible for assisting in the development of players' skills, such as skating, shooting, and stick-handling. In addition, Ciaccio assists the Rangers' American Hockey League (AHL) affiliate, the Hartford Wolf Pack, as well as prospects in the Rangers organization. Prior to joining the Rangers, he served as the Skills Coach for the Phoenix Coyotes for 12 seasons (2001-13), and he worked with MODO in the Swedish Hockey League (SHL). Ciaccio is the owner of MC Hockey Skills, a power skating and skill training program that holds camps worldwide.



ADAM NICHOLAS

Skills Consultant | Adam Nicholas enters his first season as the Rangers Skills Consultant. In his role, Nicholas works with Rangers prospects on their skill development. In addition to his work with the Rangers, Nicholas is the owner of Stride Envy Hockey, helping develop youth players in Maine, and is a Skills Coach with UMass-Lowell in collegiate hockey. He also does skill analysis for Bauer Hockey and works with several U.S. Women's Olympic players. Nicholas and his wife, Carly, have a daughter, Charlotte.





GORDIE CLARK

Director, Player Personnel | Gordie Clark begins his 15th season with the Rangers and his 10th season as Director, Player Personnel, after being promoted to the post on July 23, 2007 ... In his role, Clark oversees all facets of both the team's professional and amateur scouting operations, including overseeing the NHL Entry Draft process ... He was instrumental in selecting current Rangers Marc Staal, Derek Stepan, Chris Kreider, J.T. Miller, Brady Skjei, and Dylan McIlrath, as well as top prospect Pavel Buchnevich ... Before joining the Rangers, Clark spent the previous six seasons with the New York Islanders, most recently as Assistant General Manager and Director of Player Personnel ... With the Islanders, he was responsible for overseeing the NHL Entry Draft process, selecting players such as Roberto Luongo ... Prior to working with the Islanders, he spent four seasons with the scouting department of the Boston Bruins, serving as director of scouting in his final two seasons ... He served as an assistant coach in Boston from 1989 to 1992 before joining the team's scouting department ... As a player, he was drafted by the Bruins in 1972 and played professional hockey for nine years in the American Hockey League (AHL) ... He also played college hockey at the University of New Hampshire, becoming the first two-time All-American in school history ... He is a member of the UNH Hall of Fame, and he was selected as one of the top 50 ECAC players for the league's 50th Anniversary ... Gordie and his wife, Carol, have two children: daughter, Ashley, married to Sean, son, Brendon, grandson, Corson Quinn, and granddaughter, Kennedy Quinn.



STEVE GREELEY

Assistant Director, Player Personnel | Begins his second season with the Rangers as Assistant Director, Player Personnel after joining the organization on August 13, 2015 ... Prior to joining the Rangers, served as the Associate Head Coach of Boston University for two seasons (2013-14 – 2014-15) ... Played a vital role in the school's recruiting process ... During the 2014-15 season, helped Boston University post the top record in Hockey East during the regular season, capture the Hockey East Championship, and advance to the National Championship Game ... Helped guide Boston University to its first Beanpot title in six years during the 2014-15 season ... Prior to joining Boston University, spent seven seasons as a scout with the Los Angeles Kings (2006-2013), including the final four seasons as a professional scout ... In his role as a professional scout with the Kings, he focused on evaluating all professional players in order to help the team make trades and free agent acquisitions ... Served as a regional scout for the U.S. National Team Development Program (USNTDP) from 2009-2012 ... Spent his first three seasons with the Kings as an Amateur Scout, focusing on collegiate players ... Skated in 47 games in the ECHL during the 2004-05 season ... Played four seasons of collegiate hockey at Boston University (2000-04) ... Married - wife, Lauren; daughters, Reilly, Sloane, and Nina.



KEVIN MAXWELL

Director of Professional Scouting | Enters his ninth season with the Rangers and sixth as Director of Professional Scouting ... Previously served as a professional scout with the Rangers for three seasons ... In his expanded role, he oversees the club's professional scouting operations ... He joined the Rangers after serving as a professional scout with the Dallas Stars in 2006-07 and 2007-08, where he focused on both North America and Europe ... Prior to joining Dallas, he spent 10 seasons with the New York Islanders, serving as the team's Director of Professional Scouting during the final two years of his tenure after serving as a professional scout for the previous eight years ... Maxwell also served as Director of Player Personnel with the Hartford Whalers during the 1993-94 season ... A veteran of three NHL seasons with the Minnesota North Stars and the Colorado Rockies/New Jersey Devils franchise, Maxwell registered six goals and 15 assists for 21 points, along with 61 penalty minutes in 66 games ... The Edmonton, Alberta, native was originally drafted by the North Stars in the third round, 63rd overall, of the 1979 NHL Entry Draft ... Internationally, Maxwell represented Canada at the 1980 Winter Olympics in Lake Placid, New York ... Maxwell and his wife, Jennifer, have four children: daughter, Kendal, and sons, Tyler, Jackson, and Chase.





MIKE BARNETT

Senior Advisor to the President | Begins his seventh full season with the Rangers, and his sixth season as Senior Advisor to the President ... In his role, Barnett works closely with Glen Sather ... Served as an Amateur Scout in 2013-14, where he was responsible for scouting amateur players and free agents in North America ... Before joining the Rangers, he spent six seasons as the General Manager, Senior Executive Vice President and Alternate Governor of the Phoenix Coyotes ... Prior to his stay in Phoenix, he served as President of International Management Group's (IMG) hockey division for 12 years, compiling a player list that included several high-profile players such as Wayne Gretzky, Brett Hull, Paul Coffey, Jaromir Jagr, Joe Thornton, Mats Sundin, and Sergei Fedorov ... Played two seasons of professional hockey with the Chicago Cougars and Houston Aeros of the World Hockey Association (WHA) from 1973-74 to 1974-75 following his junior hockey and collegiate careers ... Recognized for his creativity and resourcefulness in hockey, The Sporting News named Barnett to its annual list of the "Top 100 Most Powerful People in Sports" on seven occasions, The Hockey News has included him in their "People of Power and Influence" issue on several occasions, and Inside Hockey Magazine named Barnett as one of the "12 Men of Power and Influence in the NHL" ... Internationally, Barnett was named to Team Canada's management team for the 2006 World Hockey Championship in Riga, Latvia ... A St. Lawrence University and University of Calgary graduate, Mike has two sons, Jesse and J.T., and three daughters, Joey, Janie, and Jenna.



DOUG RISEBROUGH

Hockey Consultant | Enters his eighth season with the Rangers after being named Hockey Consultant on October 1, 2009 ... In his role, Risebrough works closely with General Manager Jeff Gorton on player transactions and personnel decisions ... Risebrough also served as Assistant General Manager for Team Canada at the 2010 IIHF World Championship ... Prior to joining the Rangers, he spent 10 years with the Minnesota Wild, the last seven of which were as President of Minnesota Sports and Entertainment (MSE) ... Was the Wild's first Executive Vice President and General Manager, residing in that position for four years before ascending to the role of President ... During his tenure with the Wild, he was responsible for all business aspects of MSE, including the Houston Aeros of the American Hockey League (AHL), the Wild's minor league affiliate ... He was also responsible for overseeing the hockey operations department and making decisions relating to player transactions, player personnel, coaching staff, scouting department, and minor league personnel ... Prior to his stay in Minnesota, Doug served as the Vice President of Hockey Operations for the Edmonton Oilers from 1996 to 1999 ... After retiring as a player, Risebrough served two seasons as an Assistant Coach with the Calgary Flames, helping Calgary win the Presidents' Trophy in two consecutive seasons (1987-88 and 1988-89), as well as the Stanley Cup in 1988-89, his fifth Stanley Cup championship as a player or coach ... Risebrough was named Calgary's Assistant General Manager before the 1989-90 season, and he ascended to Head Coach the following season ... Was named the second General Manager in Flames' history following the 1990-91 season ... Served as the General Manager and Head Coach of the Flames for part of the 1991-92 season, before relinquishing his head coaching duties and continuing as General Manager ... As a player, he was selected by the Montreal Canadiens in the first round, seventh overall, of the 1974 NHL Amateur Draft... Helped lead the Canadiens to four consecutive Stanley Cups from 1975-76 - 1978-79 ... In 740 career NHL games, Risebrough tallied 185 goals and 286 assists for 471 points ... He and his wife, Marilyn, have two daughters, Lindsay and Allison, and reside in Edina, Minnesota.



JOHN ROSASCO

Senior Vice President, Public Relations & Player Recruitment | Enters his 29th season with the Rangers and fourth as Senior Vice President, Public Relations & Player Recruitment, after being promoted to the post on September 23, 2013 ... In his role, Rosasco is responsible for all aspects of the communications activities of the organization, all content and management of the Rangers digital and social media platforms, as well as for the oversight and implementation of all aspects of the team's player recruitment efforts ... Serves as team spokesperson and oversees all media relations functions for the team, including team announcements, traditional team coverage, team publications and photography, and proactive public relations initiatives to non-traditional media outlets ... Oversees the development and execution of public relations strategies that elevate the Rangers brand both locally and nationally, heighten player awareness and visibility, and support marketing and community relations initiatives ... In addition, Rosasco is responsible for all aspects of the team's NHL player recruitment process, including assisting in the research and evaluation of prospective free agents for the hockey operations staff and team management ... Helps develop and manage all communications materials to be used during the recruitment process ... Over his tenure with the Rangers, which began in 1987, Rosasco has served several roles in the public relations department, including as a Statistician, Public Relations Manager, and Assistant Director of Public Relations ... Has overseen the team's public relations department for the last 20 years since being named Public Relations Director in 1996, and was promoted to Vice President in 1998 ... His role was expanded in 2007 to include all aspects of the team's player recruitment efforts after being named Vice President, Public Relations & Player Recruitment ... Was the Guest of Honor at The John Vanbiesbrouck Pro-Am to benefit the Alan T Brown Foundation in August of 2014.



JIM SULLIVAN

Director, Player Care & Development/Analytics & Hockey Technology | Begins his third season as Director, Player Care & Development/Analytics & Hockey Technology ... Works directly with General Manager Jeff Gorton to provide reporting and analysis of player progress, skill building plans, and improvement metrics ... Under Sullivan's guidance, the Rangers are expanding their use of analytics ... The team utilizes a software platform to import tracking data, statistics, and salary information in order to assist in player valuation and analysis ... Originally joined the Rangers organization in 2009 as a video analyst, and was promoted to Director of Hockey Technology after two seasons ... In his role as Director of Hockey Technology, he researched and implemented solutions in accordance with the Rangers' organizational strategy ... Resides in Westchester, New York with his wife, Melissa, and daughter, Madeline.



NICKOLAI BOBROV

DIRECTOR OF EUROPEAN SCOUTING

Begins his second season with the Rangers as the Director of European Scouting after joining the organization on August 13, 2015 ... Responsible for covering all European territories ... Prior to joining the Rangers, served as the North American representative for SKA St. Petersburg in the Kontinental Hockey League (KHL) for three seasons (2011-12 – 2013-14) ... Assisted Slava Fetisov in his role as the Chairman of the Board of Directors of the KHL from 2009-2012 ... Joined the KHL after spending three seasons as a Professional Scout with the Los Angeles Kings (2006-2009) ... Prior to joining the Kings, spent seven seasons with the Boston Bruins (1999-2006), including the final five seasons as Director of European Scouting ... Was instrumental in the Bruins' decision to draft David Krejci and Vladimir Sobotka ... Began working for the Bruins as the team's Video Coach for two seasons (1999-2001) ... Prior to joining the Bruins, played four years of collegiate hockey at Middlebury College (1995-1999), where he captured four straight NCAA Division III Championships ... Registered 105 points (41 goals, 64 assists) in 105 games with Middlebury during his collegiate career ... Served as the team's captain during his senior year ... In addition to hockey, served as the Special Advisor on Foreign Policy and Public Diplomacy to Slava Fetisov in the Federal Council of the Russian Federation (2009-2012) ... Married: wife, Kara; son, Alexander; daughter, Maya.



MIKKO ELORANTA

EUROPEAN SCOUT

Begins his first season with the Rangers as a European Scout ... Is primarily responsible for covering leagues in Finland ... Played parts of four NHL seasons with the Boston Bruins and Los Angeles Kings (1999-00 – 2002-03), registering 32 goals and 44 assists for 76 points, along with 186 penalty minutes in 264 games ... Established career-highs with 12 goals and 23 points as a member of the Bruins during the 2000-01 season ... Represented Finland in several tournaments throughout his career, earning a silver medal at the IIHF World Championship in two consecutive years (1998 and 1999) and finishing as the runner-up in the 2004 World Cup of Hockey ... Tallied two goals in four games while representing Finland at the 2002 Winter Olympics in Salt Lake City, Utah ... Married: wife, Mirva; sons, Samuel and Mikael; daughters, Jasmin and Emilia.



JAN GAJDOSIK

EUROPEAN SCOUT

Begins his 17th season as a full-time European Scout with the Rangers after spending seven seasons as a part-time scout ... Responsible for covering Sweden, Finland, Russia, Czech Republic, and Slovakia territories ... Instrumental in the Rangers' decision to select European players such as Henrik Lundqvist in the NHL Entry Draft ... Native of Trencin, Slovakia began his scouting career in 1993 ... A former goaltender, Gajdosik was forced to retire from hockey at the age of 16 because of an injury ... Makes his home in Trencin, a hockey town which has produced NHL players such as Zdeno Chara, Marian Hossa, Marian Gaborik, Zigmund Palffy, and Pavol Demitra ... Married: wife, Beata; sons: Martin and Stefan; daughter, Maria Ines.



OTO HASCAK

EUROPEAN SCOUT

Begins his seventh season as a European Scout with the Rangers ... Previously spent four seasons as a Professional Scout with the Los Angeles Kings ... Responsible for covering European amateurs as well as professional Czech Republic and Slovakian territories ... Prior to his tenure in Los Angeles, Hascak spent three years as an Amateur Scout with the Boston Bruins, and was instrumental in bringing in top young players David Krejci and Vladimir Sobotka ... Born in Martin, Slovakia, Hascak served 12 seasons with Dukla Trencin, beginning as player (1983-1990) and team captain, and later as General Manager (1999-2002) ... The team has produced top NHL players such as Marian Gaborik, Zdeno Chara, Marian Hossa, Marcel Hossa and Pavol Demitra ... As a player, Hascak appeared in 140 games for the Czechoslovakian national team and 90 games for Team Slovakia ... Is a three-time Olympian, having represented Czechoslovakia in 1988 and his native Slovakia in the 1994 and 1998 Winter Olympic Games ... Married: wife, Jana; daughter, Nicola; son, Marek.





ANDERS KALLUR

EUROPEAN SCOUT

Begins his fourth season as a European Scout with the Rangers ... Responsible for scouting amateur players in Sweden, as well as covering various tournaments ... Joined the Rangers after spending the previous 24 seasons as a scout with the New York Islanders ... Is a four-time Stanley Cup Champion as a player with the Islanders (1979-80, 1980-81, 1981-82, 1982-83) ... Was the first European-born player to win the Stanley Cup (1979-80), along with teammate Stefan Persson ... Appeared in 383 career NHL games over six seasons with the Islanders from 1979-80 to 1984-85, registering 101 goals and 110 assists for 211 points, along with 149 penalty minutes ... Prior to joining the Islanders, skated for four seasons in the Swedish Hockey League (SHL) with Modo Hockey, Sodertalje SK, and Djurgardens IF Stockholm ... Captured the Guldpucken as the SHL's best player following the 1978-79 season ... Married: wife, Lisa; daughters, Jenny and Susanna; son, Martin.



VLADIMIR LUTCHENKO

EUROPEAN SCOUT

Begins his 13th season with the Rangers as a European Scout ... Responsible for scouting the Russian leagues ... Played 15 years (1966-1981) with the USSR League ... Is an 11-time Champion with CSKA Moscow, becoming one of the finest defensemen in Soviet Hockey history ... Captured two Olympic gold medals (1972 and 1976) ... Skated in the Super Series USSR vs. Canada in 1972 and 1974 ... Captured six gold medals at the World Championships ... Married: wife, Natella; daughters, Ekaterina and Olga.



LARRY BERNARD

AMATEUR SCOUT

Begins his ninth season with the Rangers as an Amateur Scout ... Previously spent five seasons with the Tampa Bay Lightning organization ... Primarily responsible for scouting amateur talent in the United States ... Prior to joining the Rangers, served as an Amateur Scout with Tampa Bay beginning in 2003 ... Native of Prince George, British Columbia, Bernard was selected by the Rangers in the eighth round, 154th overall, of the 1985 NHL Entry Draft ... Appeared in 69 games in the AHL over two seasons with the Moncton Hawks, registering 14 goals and 18 assists for 32 points, along with 95 penalty minutes ... Also appeared in 21 ECHL games with the Knoxville Cherokees, recording 12 goals and 17 assists for 29 points, along with 41 penalty minutes ... Following his playing career, served five seasons as an Assistant Coach with the Surrey Eagles of the BCJHL, as well as with Prince George and Prince Albert of the WHL and Sarnia of the OHL ... Married: wife, Tami; daughter, Taylor; son, Kyle.



RICH BROWN

AMATEUR SCOUT

Begins his 16th season as a full-time scout with the Rangers ... Responsible for scouting the Ontario Hockey League, along with other North American junior leagues and Europe ... Prior to joining the Rangers, Brown served as the Associate General Manager/Head Coach of the Sarnia Sting of the Ontario Hockey League (OHL) for two seasons ... Spent three seasons as an Assistant Coach with the St. John's Maple Leafs of the American Hockey League (AHL) from 1996-1999 ... Also served as an Assistant Coach for Canada's National Under-18 Team, which captured the gold medal at the 2000 Four Nations Cup ... Married: wife, Kandie-Rae; daughter, Emma; sons, Ryan and Owen.





BRENDON CLARK

AMATEUR SCOUT

Begins his seventh season with the Rangers as an Amateur Scout ... Responsible for scouting junior, college, prep and high schools in New England area ... Prior to joining the Rangers, spent three years coaching top midget level hockey with the East Coast Selects Program ... Native of Reading, Massachusetts, Clark skated with Merrimack College of Hockey East for four seasons ... Following college, Clark played one season in the United Hockey League (UHL).



DANIEL DORE

AMATEUR SCOUT

Begins his 10th season with the Rangers as an Amateur Scout after spending 11 seasons with the Boston Bruins organization ... Primarily responsible for scouting amateur talent in the North American and European territories ... A native of Ferme-Neuve, Quebec, Daniel was selected in the first round, fifth overall, of the 1988 NHL Entry Draft by the Quebec Nordiques ... The former right winger played 17 games in the NHL over two seasons with the Nordiques, collecting two goals and three assists, along with 59 penalty minutes ... Also appeared in 144 games for the Halifax Citadels and Hershey Bears of the American Hockey League (AHL), registering 23 goals and 21 assists, along with 376 penalty minutes ... Married: wife, Teresa Tomas; daughter, Claudia; son, Paul.



ERIC DOYLE

AMATEUR SCOUT

Begins his first season with the Rangers as an Amateur Scout ... Is responsible for scouting the Western Hockey League (WHL), along with other junior leagues in Western Canada and the Northwest United States ... Joined the Rangers after spending the previous five seasons (2011-12 – 2015-16) with the Portland Winterhawks of the WHL; served as a Scout with the Winterhawks during his first three years with the team (2011-12 – 2013-14) before becoming Portland's Director of Player Personnel prior to the start of the 2014-15 season ... The Winterhawks posted a 237-98-14-II record during his tenure with the team (wins-losses-overtime losses-shootout losses) in 360 games and won the WHL Championship in 2012-13 ... Played five seasons in the WHL with the Everett Silvertips, Swift Current Broncos, and the Winterhawks (2005-06 – 2009-10), registering 37 goals and 141 assists for 178 points in 303 career games ... Played in 12 ECHL games with the Ontario Reign during the 2010-11 season, tallying six points (one goal, five assists).



KIM GELLERT

AMATEUR SCOUT

Begins his second season with the Rangers as an Amateur Scout ... Is responsible for evaluating talent in junior leagues in the Pacific Northwest such as the Western Hockey League (WHL) and the British Columbia Hockey League (BCHL)... Has also served as Skills Coach with the Kelowna Rockets of the WHL for the last 11 seasons and helped the team win the WHL Championship in 2008-09 and 2014-15, making it to the Memorial Cup final in both seasons ... Prior to joining the Rangers, was a member of the Buffalo Sabres organization for nine seasons, spending the final three seasons of his tenure with the Sabres as a full-time Amateur Scout after working on a part-time basis for six seasons ... Served as the head coach for Milan in Italy for five seasons (1985-86 – 1986-87; 1993-94 – 1995-96) and played 16 seasons of professional hockey in Italy (1976-77 – 1991-92) winning two National Championships and six scoring titles ... Also played three seasons of collegiate hockey at Lake Superior State University ... Married: wife, Helene Mayr; son, Alex; daughter, Michela.



PETER STEPHAN

AMATEUR SCOUT

Begins his 15th full season with the Rangers and sixth consecutive season as an Amateur Scout ... Responsible for scouting the Ontario Hockey League (OHL), along with other North American junior leagues ... Previously served six seasons as a Professional Scout with the Rangers after spending three seasons as Vice President of Hockey Administration and Scouting ... Began his tenure in New York as an Amateur Scout for the organization in 2001-02 ... Prior to joining the Rangers, spent three years with the Edmonton Oilers as Director of Hockey Administration/ Legal Counsel from 1998-2000, handling all legal matters relating to the hockey club, including player contracts, Collective Bargaining Agreement issues, arbitration hearings and general operational contracts ... Married: wife, Debbie; son, Kyle; daughters, Kendall and Kara.





RICK KEHOE

PROFESSIONAL SCOUT

Begins his 11th season as a Professional Scout with the Rangers ... Joined the Rangers after spending the previous 32 years with the Pittsburgh Penguins organization as a player, assistant coach, head coach and professional scout ... In his two seasons as head coach for the Penguins (2001-02 – 2002-03), Kehoe compiled a 55-81-14-10 record ... Was an Assistant Coach for the Penguins on their 1991 and 1992 Stanley Cup Champion teams ... A veteran of 14 NHL seasons, Kehoe appeared in 906 games with the Toronto Maple Leafs and Penguins, registering 371 goals and 396 assists for 767 points ... Won the Lady Byng Trophy for sportsmanship in 1980-81 and was selected to play in the NHL All-Star Game in 1981 and 1983 before retiring in 1985 ... Ranks among the top five in Penguins history in several categories, including games played, goals, and points ... Native of Windsor, Ontario, Kehoe is a charter member of the Penguins Hall of Fame, a member of the Western Pennsylvania Sports Hall of Fame, and a member of the Windsor/Essex County Sports Hall of Fame ... Married: wife, Peg; daughter, Karrie.



GILLES LEGER

PROFESSIONAL SCOUT

Begins his 17th season as a Professional Scout with the Rangers ... Responsible for covering select teams in the NHL and minor leagues in the United States and Canada ... Joined the Rangers staff after serving three years as a Professional Scout with the Edmonton Oilers (1997-2000), as well as President of Gilles Leger Consultants, Inc., a private sports consulting organization ... Played an integral role in trades the Oilers made to acquire players such as Bill Guerin, Roman Hamrlik and Janne Niinimaa ... Held various positions within the Quebec Nordiques organization from 1979 to 1995 ... In addition to his extensive NHL experience, Gilles held various management positions with the WHA's Birmingham Bulls and Toronto Toros ... Married: wife, Bess; daughter, Kim; son, Michael.



JUSTIN SATHER

PROFESSIONAL SCOUT

Begins his sixth season with the Rangers as a Professional Scout ... Responsible for covering select teams in the NHL and minor leagues in the United States and Canada ... Resides in Calgary, Alberta.



JIM RAMSAY

HEAD ATHLETIC TRAINER AND DIRECTOR OF SPORTS MEDICINE

Begins his 23rd season with the Rangers and his first as the team's Head Athletic Trainer and Director of Sports Medicine ... Served as the Rangers' Head Athletic Trainer for the previous 22 seasons ... Spent five seasons with the Winnipeg Jets prior to joining the Rangers ... Served as the Head Athletic Trainer for the gold medal-winning Team Canada at the 2014 Winter Olympics, the 2010 Winter Olympics, and the 2002 Winter Olympics, as well as the 2006 Winter Olympics ... Was the Athletic Trainer for the Canadian Team that won the 2004 World Cup ... Was a part of the training staff for the Canadian team that won silver at the 2005 World Championship in Austria and served as part of the training staff for the Western Conference team at the 1994 NHL All-Star Game held at MSG ... Graduated with honors in Athletic Therapy from the University of Manitoba, and earned his Master's of Science from California University of Pennsylvania ... Married: wife, Anita; sons, Mason and Chase; daughter, Sloane.



SEAN MURDOCH

ASSISTANT ATHLETIC TRAINER

Begins his second season with the Rangers as the team's Assistant Athletic Trainer ... Previously spent three seasons with the Dubuque Fighting Saints of the United States Hockey League (USHL) as the team's Athletic Trainer (2013-2015) ... Also served as a Graduate Assistant, Athletic Trainer, with the University of Minnesota's Baseball Team from 2011-2013 ... Graduated from Michigan State University in 2011 with a Bachelor of Science degree in Athletic Training, and received a Master of Education degree in Applied Kinesiology-Exercise Science from the University of Minnesota in 2013 ... Is a native of West Michigan and resides in New York City.



BRUCE LIFRIERI

MASSAGE THERAPIST/ASSISTANT TRAINER

Begins his 24th season as a full-time member of the Rangers training staff ... Worked with the club on a part-time basis from 1986-87 to 1992-93 ... Served as Massage Therapist for the United States Men's silver medal-winning Olympic Team at the 2010 Winter Olympic Games in Vancouver, British Columbia ... Worked the 1994 NHL All-Star Game at Madison Square Garden ... Served as Massage Therapist for Team USA at the 2004 World Championships and 2006 Winter Olympics in Torino, Italy ... Attended Westchester Community College, Pace University and the Dr. Victor Scherer Academy of Physiotherapy ... Is a lifelong resident of Westchester County and spends the summer months in Montauk.



REG GRANT

STRENGTH AND CONDITIONING COACH

Begins his 15th season with the Rangers as Strength and Conditioning Coach ... Responsible for the off-ice conditioning of the hockey club, coordinating his efforts with Head Athletic Trainer and Director of Sports Medicine Jim Ramsay ... Joined the Rangers after being the Head Strength and Conditioning Coach and Assistant Athletic Therapist at Concordia University in Montreal ... Has been a member of the Certification Committee for the Canadian Athletic Therapists Association since 1998 ... Is a member of National Strength and Conditioning Association ... Co-developed The Hockey Conference in 1999 and 2000, a three-day conference on specific conditioning for hockey with delegates from the United States, Canada, and Europe ... Married: wife, Natalie; daughters, Ellison, Ava and McKenna.



PETE DRAOVITCH

ASSISTANT STRENGTH AND CONDITIONING COACH


Begins his third season with the Rangers as Assistant Strength and Conditioning Coach ... Responsible for providing assistance to Strength and Conditioning Coach Reg Grant regarding strength and conditioning program development and execution ... Also assists Head Athletic Trainer and Director of Sports Medicine Jim Ramsay with rehab programs for injured players when the Rangers are on the road ... In addition to his work with the Rangers, he works as a Clinical Supervisor in the Sports Rehabilitation Department at the Hospital for Special Surgery ... Has worked with athletes from the NHL, NFL, NBA, MLB, and the PGA Tour ... Earned his Athletic Training Degree from the University of Delaware and earned his Master's Degree in Physical Therapy at the University of Miami ... Married: wife, Debra; daughter, Victoria Morgan.



ADAM VIRGILE

PERFORMANCE ANALYST


Begins his fourth season with the Rangers and his second season as the team's Performance Analyst ... Had previously served as the team's Assistant Strength and Conditioning Coach ... Responsible for managing the collection, analysis, visualization, and interpretation of physiology and ice hockey performance-related data ... Joined the Rangers in September 2013 after graduating from the University of Vermont with a BSc in Exercise and Movement Science (with a minor in Nutrition and Food Sciences) ... Is a Certified Strength and Conditioning Specialist (CSCS) by the National Strength and Conditioning Association (NSCA) ... At the University of Vermont, Virgile worked with the Athletic Performance Department and trained various NCAA Division I teams, including Men's Basketball, Women's Ice Hockey, and Men's and Women's Soccer ... Resides in Dobbs Ferry, New York.



DANIEL HEDIN

STRENGTH AND CONDITIONING CONSULTANT - EUROPE

Begins his 17th season as the Rangers Strength and Conditioning Consultant – Europe ... Works closely with Rangers Strength and Conditioning Coach Reg Grant to develop comprehensive training methods and regimens for all Rangers players ... Specifically focuses on monitoring the progress and work habits of Rangers prospects playing in Europe ... Joined the Rangers after working as a personal trainer for eight years ... Is a licensed Personal Trainer working in Sweden and Monaco ... Is certified by the Scandinavian Academy of Fitness Education ... Developed the personal training manual for S.A.T.S. in Stockholm, Sweden ... Strength and Conditioning trainer for ATP Tennis players in Monaco ... Single.



ACACIO MARQUES

EQUIPMENT MANAGER

Begins his 17th season as Equipment Manager after spending the previous four as an assistant equipment manager for the Rangers ... Oversees all equipment ordering, inventory and repair issues along with general operational matters at the Rangers practice facility ... Joined the team in 1997 after assisting the club on a part-time basis since 1993 ... A native of New York, Marques received a Bachelors degree of Business Administration from Iona College in 1990 ... Prior to working with the Rangers, Marques operated a pro shop in Rye, NY ... Hobbies include boating and golf ... Resides in Harrison, NY ... Married: wife, Vera; son, Nicholas; daughter, Natalie.



BILLY SOUTHARD

ASSISTANT EQUIPMENT MANAGER

Begins his third season as the team's Assistant Equipment Manager ... Assists Equipment Manager Acacio Marques with the handling of all team equipment matters ... Prior to starting his current role, served as the Rangers' Special Assistant to the Equipment Manager for 12 years ... Worked with the New York Police Department as a detective in Bronx Narcotics before joining the Rangers ... Played and coached for the NYPD Hockey Team for 28 years ... Married: wife, Eileen; daughters, Allie and Emma.



MEDICAL STAFF

DR. LISA CALLAHAN

CHIEF MEDICAL OFFICER & SENIOR VICE PRESIDENT OF PLAYER CARE

Begins her third season with the Rangers as the Chief Medical Officer & Senior Vice President of Player Care, MSG Sports after being promoted to the post in July 2014 ... Oversees the medical staffs of the Rangers and the team's AHL affiliate, the Hartford Wolf Pack, as well as the NBA's New York Knicks and the NBA Development League's Westchester Knicks ... Has been named one of the city's Best Doctors in New York magazine's annual Best Doctors issue ... Has also appeared on Castle Connelly's list of the Best Sports Doctors in the metropolitan area and Who's Who in American Medicine ... Named NBA Team Physician of the Year in Spring of 2014 ... Founding director of the Primary Care Sports Medicine Fellowship Program at the Hospital for Special Surgery ... Has previously served as a team physician for the NFL's New York Giants, the WUSA's New York Power, and at Stanford University and San Jose State University ... Also serves as associate professor of clinical medicine at the Weill Medical College of Cornell University ... Has completed two terms on the board of directors of the American Medical Society for Sports Medicine ... Married: husband, Mark.



DR. BRYAN KELLY

HEAD TEAM PHYSICIAN

Begins his third season with the Rangers as Head Team Physician ... Has a faculty appointment at Weill Cornell Medical College and a medical staff appointment at Hospital for Special Surgery ... Has served as the Associate Team Physician for the New York Giants for the last 13 years ... Received his medical degree from Duke University Medical School ... Completed a two-year fellowship at Hospital for Special Surgery, specializing in Sports Medicine and Shoulder Surgery, as well as a fellowship in Hip Sports Injuries and Arthroscopy at the University of Pittsburgh Medical Center, Center for Sports Medicine ... Has received numerous awards, including the Excellence in Research Award from the American Orthopaedic Society for Sports Medicine in 2011 ... Married: wife, Lois; sons, Conor, Jack, and Bryan; daughter, Emma.



DR. KENTON FIBEL

TEAM PHYSICIAN

Begins his third season with the Rangers as Team Physician ... Serves as an Assistant Attending Physician at Hospital for Special Surgery ... Also is a faculty member of the Weill Cornell Medical College ... Has served as an assistant team physician for several teams, including the New York Giants, New York Mets, and St. John's Athletics ... Also has served as an event physician for the New York City Marathon and Lake Placid Ironman ... Earned his medical degree from the University of California, Irvine. Married: Wife, Cindy.





ERIKA WHITMAN

TEAMS SPORTS DIETITIAN

Begins her second season with the Rangers as Teams Sports Dietitian ... Prior to joining the Rangers, served as a performance dietitian for the Department of Defense in the National Capital region ... Served as the Director of Sports Nutrition at the University of Notre Dame for six years ... Prior to joining the University of Notre Dame, worked in sports nutrition at the University of Florida and Pennsylvania State University ... Received her degree in dietetics from the University of Delaware and completed her internship at the Mayo Clinic in Jacksonville, Florida.



TEAM DENTISTS

DR. DONALD SALOMON

Begins his 32nd season with the Rangers as Team Dentist ... Earned a Doctorate in Medical Dentistry from the University of Pennsylvania ... Completed post-graduate studies at the Pankey Institute and at the Institute of Advanced Dental Studies ... Has given a range of lectures on cosmetic dentistry ... Serves as President of the Academy of Sports Team Dentists ... A member of the American Dental Association, Ninth District Dental Society and Scarsdale Dental Society ... Married: wife, Fran; daughters, Taylor and Morgan.



DR. JOSEPH V. ESPOSITO

Begins his 15th season with the Rangers as Assistant Team Dentist ... Earned a Doctorate of Dental Surgery from New York University College of Dentistry ... Completed post-graduate studies with The Seattle Institute for Advanced Dental Education ... Currently serves as President of the Scarsdale Dental Society ... A member of the Academy of Sports Team Dentists, American Dental Association, Ninth District Dental Society, Academy of Cosmetic Dentistry, and the Academy of General Dentistry ... Lives in Garden City, New York ... Married: wife, Jeannie; son, Joseph; daughter, Kate.



ROD GILBERT

Director, Special Projects and Community Relations Representative | One of the all-time greats in franchise history, Rod Gilbert is now in his 28th season with the Rangers in an off-ice role, currently serving as Director, Special Projects and Community Relations Representative. Gilbert rejoined the club on August 1, 1989 to administer the growth and development of the New York Rangers Alumni Association, as well as assist in many areas of community and sponsor relations. He also serves as a goodwill ambassador for Madison Square Garden and lends his support to the Garden of Dreams Foundation through appearances, media interviews, and visiting with children from Garden of Dreams' charity partners during special games at the Garden.



An integral part of the New York sports scene for years, Gilbert has made countless appearances on behalf of the team in order to help raise funds and generate awareness for various charitable groups throughout the Tri-State area.

Born on July 1, 1941, Gilbert won the hearts of New York fans while becoming an NHL legend over parts of 18 seasons, all as a Ranger, from 1960-61 to 1977-78. During his career, Gilbert established or matched 20 team scoring records, and at the time of his retirement in 1977, he was second only to Gordie Howe in points by a right winger in NHL history. He was inducted into the Hockey Hall of Fame in 1982.

The Montreal, Quebec, native finished his NHL career with 406 goals and 615 assists for 1,021 points in 1,065 NHL games, along with 34 goals and 33 assists in 79 playoff matches. He ranks first on the Rangers' all-time goals and points lists, and he is the only Blueshirt to tally at least 400 career goals or at least 1,000 career points.

Playing with Jean Ratelle and Vic Hadfield on the 'GAG Line' (goal-a-game), Gilbert established career-highs with 43 goals and 97 points and earned First Team All-Star honors in 1971-72. Over the course of his career, he appeared in eight NHL All-Star Games and was voted a Second Team All-Star in 1967-68.

In 1976, Gilbert received the Bill Masterton Trophy, which is awarded annually to the player who "best exemplifies the qualities of perseverance, sportsmanship and dedication to hockey." The award was a fitting tribute to the courage and spirit of Gilbert, recognizing the hard work and determination that helped him overcome major back surgery early in his career, including two follow-up spinal fusion operations, to establish himself as one of hockey's all-time greats.

In September 2007, the National Hockey League Alumni Association honored Gilbert with the 2007 Man of the Year Award.

Gilbert is immortalized in New York hockey history, as his #7 was raised to the Garden rafters on October 14, 1979. He and his wife, Judy, reside in Manhattan and serve on the board of the Ronald McDonald House.



ADAM GRAVES

Hockey and Business Operations | One of the most popular players in franchise history, Adam Graves returned to the Rangers organization on July 19, 2005 in a dual role that uses his myriad of abilities in both the on-ice and off-ice areas of the organization. In this capacity, Graves works with the club's hockey personnel to advance the development of key Rangers prospects, while also assisting in the development and execution of the organization's many community outreach programs, as well as marketing and sponsorship initiatives.



Graves plays an integral role in strengthening the bond between the team and its fans while developing future Blueshirt loyalists. He is involved in a variety of youth hockey and season subscription events, and he is instrumental in supporting the efforts of the Garden of Dreams Foundation through appearances, media interviews, and participation in the fulfillment of fundraising auction experiences.

With a keen eye for talent, Graves has become an essential member of the hockey operations department. His ability to lend support and direction, both on and off the ice, has benefited many key prospects within the Rangers system. He is also involved in free agency signings and the NHL Draft with the Rangers, as well as the development of players with the Hartford Wolf Pack.

Extremely active in the community both during and after his playing career, Graves was recognized by the NHL when he received the King Clancy Memorial Trophy in 1994. The award is presented annually to the NHL player who "best exemplifies leadership qualities on and off the ice and has made a noteworthy humanitarian contribution in his community." In 2000, he was honored with the NHL Player Foundation Award, recognizing the NHL player who "applies the core values of hockey - commitment, perseverance and teamwork - to enrich the lives of people in his community." Graves also received the Bill Masterton Trophy in 2001, an award given annually by the Professional Hockey Writers Association (PHWA) to the NHL player who "best exemplifies the qualities of perseverance, sportsmanship and dedication to hockey."

During his 10-year playing career with the Rangers, Graves worked tirelessly in the greater metropolitan area with various charitable organizations, including Family Dynamics, Toys for Tots, Muscular Dystrophy Association, Dime Hometown Heroes, and Big Brothers/Big Sisters. As a result of his extensive civic efforts, Graves was also recognized with honors from countless organizations and publications, including USA Weekend's "Most Caring Athlete" Award, Sports Illustrated for Kids' "Good Sport" Award, and 'The Sporting News' "Good Guy" Award.

As a Ranger, Graves registered 280 goals and 227 assists for 507 points in 772 games. He ranks third on the Rangers' all-time goals list, ranks ninth on the franchise's all-time games played list, and ranks 10th on the club's all-time points list. He established a Rangers single-season record for most goals scored with 52 during the 1993-94 campaign, breaking Vic Hadfield's 22-year old club record of 50. His record stood for 12 years until Jaromir Jagr scored 54 goals in 2005-06. A two-time Stanley Cup champion, capturing titles with the Edmonton Oilers in 1989-90 and the Rangers in 1993-94, Graves represented the Blueshirts at the 1994 NHL All-Star Game and was selected as an NHL Second Team All-Star in 1993-94.

In addition, Graves received numerous Rangers team awards during his career, including: Most Valuable Player (92-93, 93-94); Player's Player Award (91-92, 92-93, 94-95, 98-99); Ceil Sidel Memorial Award (94-95, 95-96, 96-97, 97-98, 98-99, 99-00, 00-01); Steven McDonald Extra Effort Award (91-92, 92-93, 93-94, 98-99, 99-00); John Halligan Good Guy Award (92-93); Frank Boucher Trophy (93-94); and Crumb Bum Award (1993).

A native of Toronto, Ontario, Graves signed with New York as a free agent on September 3, 1991. He was originally drafted by the Detroit Red Wings in the second round, 22nd overall, of the 1986 NHL Entry Draft. Over his 16-year NHL career, the left winger played in 1,152 career games with the Red Wings, Oilers, Rangers, and San Jose Sharks, registering 329 goals and 287 assists for 616 points.

Graves joined a select group of New York hockey immortals when his #9 was raised to the Garden rafters on February 3, 2009. He and his wife, Violet, have three children: daughters, Madison and Montana, and son, Logan.

RANGERS STAFF



EXECUTIVE MANAGEMENT

JORDAN SOLOMON
Executive Vice President,
MSG Sports



EXECUTIVE MANAGEMENT

JOHN MASTER
Senior Vice President,
Legal & Business Affairs,
Sports Operations



EXECUTIVE MANAGEMENT

MARK PIAZZA
Senior Vice President,
Sports Team Operations



EXECUTIVE MANAGEMENT

MARC SCHOENFELD
Deputy General Counsel
& Senior Vice President,
Legal & Business Affairs,
Team Operations



EXECUTIVE MANAGEMENT

JEANINE MCGRORY
Senior Vice President,
Finance



HOCKEY CLUB PERSONNEL

ALEX CASE
Director,
MSG Training Center Operations



HOCKEY CLUB PERSONNEL

TIM WEBB
Special Assistant to the
Equipment Staff



SPORTS TEAM OPERATIONS

JASON VOGEL
Vice President,
Sports Team Operations



SPORTS TEAM OPERATIONS

BRIAN WENTH
Director,
Sports Team Operations



SPORTS TEAM OPERATIONS

SHARON TOLEDO
Director,
MSG Sports Travel



SPORTS TEAM OPERATIONS

CAROLINE NOTARO
Manager,
Sports Team Operations



SPORTS TEAM OPERATIONS

MARY CLARE CONDON
Coordinator,
Sports Team Operations



HOCKEY OPERATIONS

VICTOR SALJANIN
Director,
Scouting Information



HOCKEY OPERATIONS

KATIE CONDON
Director,
Hockey Administration



BUILDING OPERATIONS

MIGUEL VAZQUEZ
Vice President,
Building Operations,
MSG Training Center



BUILDING OPERATIONS

KEVIN DEEGAN
Security Supervisor,
MSG Training Center



BUILDING OPERATIONS

STEVEN KAMINSKI
Manager,
Building Operations,
MSG Training Center



BUILDING OPERATIONS

JENNIFER LAGRIPPA
Coordinator,
Building Operations,
MSG Training Center



COMMUNICATIONS

RYAN WATSON
Vice President,
Communications,
MSG Sports



COMMUNICATIONS

RYAN NISSAN
Director,
Public Relations



COMMUNICATIONS

ADAM SKOLLAR
Director,
Digital



COMMUNICATIONS

LINDSAY HAYES
Manager,
Public Relations




COMMUNICATIONS

MALLORY KWITTER
Manager,
Communications,
MSG Sports



COMMUNICATIONS

LISA HAYWARD
Manager,
Website Production & Analytics



COMMUNICATIONS

MATT CALAMIA
Manager,
Digital Content



COMMUNICATIONS

MICHAEL RAPPAPORT
Coordinator,
Public Relations



MARKETING

SIMON BRADLEY
Senior Vice President,
Marketing Strategy &
Consumer Engagement



MARKETING

JEANIE BAUMGARTNER
Vice President,
Marketing Strategy



MARKETING

GREER O'KEEFE
Manager,
Marketing



MARKETING

JANE STANTON
Manager,
Service & Retention



MARKETING

JOANEVY KAGALINGAN
Senior Design Director



EVENT PRESENTATION

MARC BAUMAN
Senior Vice President
& Executive Producer



EVENT PRESENTATION

GREG KWIZAK
Vice President,
Event Presentation



EVENT PRESENTATION

RAY CASTOLDI
Music Director,
Event Presentation



EVENT PRESENTATION

JUSTIN CASSERLY
Manager,
Event Presentation



EVENT PRESENTATION

CORY GERSHON
Manager,
Video Production




EVENT PRESENTATION

AMANDA LIBROT
Coordinator,
Event Presentation



FAN DEVELOPMENT & YOUTH PROGRAMMING

RICK NADEAU
Vice President,
Fan Development &
Youth Programming



FAN DEVELOPMENT & YOUTH PROGRAMMING

MIKE FASULO
Manager,
Youth Hockey Programs



COMMUNITY RELATIONS, FAN EXPERIENCES & EVENTS

DAN GLADSTONE
Vice President,
Community Relations,
Fan Experiences & Events

RANGERS STAFF



COMMUNITY RELATIONS,
FAN EXPERIENCES & EVENTS

DAVID MARTELLA
Director,
Community Relations -
MSG Sports



COMMUNITY RELATIONS,
FAN EXPERIENCES & EVENTS

ARTIE BAYES
Director,
Alumni/Player Relations



COMMUNITY RELATIONS,
FAN EXPERIENCES & EVENTS

ALEXANDRA JACQUES
Director,
Hockey Fan Experiences & Events



COMMUNITY RELATIONS,
FAN EXPERIENCES & EVENTS

FELICIA GANTHIER
Manager,
Alumni/Player Relations



MERCHANDISE

SHIRLEY SHORT
Vice President,
Merchandise



MSG PHOTO SERVICES

GEORGE KALINSKY
Official Photographer
of Madison Square Garden




MSG PHOTO SERVICES

REBECCA TAYLOR
Vice President,
MSG Photo Services



MSG PHOTO SERVICES

CARLY BOYLE
Editor,
MSG Photo Services



MSG PHOTO SERVICES

ZACHARY LANE
Manager,
MSG Photo Services



MSG PHOTO SERVICES

EMMA LOMAX-COHEN
Coordinator,
MSG Photo Services



FINANCE

DEAN CANNIZZO
Director,
Accounting - Suites & Teams



FINANCE

ANGELA DELLAFORTUNA
Accounting Manager



FINANCE

SARAH SOBEK
Accounting Manager



FINANCE

AMANDA REMY
Staff Accountant



**LEGAL & BUSINESS
AFFAIRS**

JAMAAL LESANE
Vice President,
Legal & Business Affairs,
Team & Sports Operations



**LEGAL & BUSINESS
AFFAIRS**

CHRISTINA SONG
Vice President,
Legal & Business Affairs,
Sports Operations



**LEGAL & BUSINESS
AFFAIRS**

RIANA POSITANO
Counsel,
Legal & Business Affairs,
Sports Operations



**LEGAL & BUSINESS
AFFAIRS**

KIMBERLIE LASALLE
Manager,
Contracts Administration



**LEGAL & BUSINESS
AFFAIRS**

MARIA ROUBOS
Senior Administrative Assistant



**LEGAL & BUSINESS
AFFAIRS**

MARY VUKAS
Senior Administrative Assistant



PEOPLE PRACTICES

ANN JACKSON
Vice President,
Human Resources



PEOPLE PRACTICES

LARA SHARAWI
Senior HR Specialist



**TICKET SALES, SERVICE,
RETENTION & OPERATIONS**

ANDREW RENTMEESTER
Senior Vice President,
Revenue Planning & Operations



**TICKET SALES, SERVICE,
RETENTION & OPERATIONS**

COURTNEY JEFFRIES
Vice President,
Service & Retention



**TICKET SALES, SERVICE,
RETENTION & OPERATIONS**

CURRAN RACLIN JR.
Director,
CRM & Data Strategy



**TICKET SALES, SERVICE,
RETENTION & OPERATIONS**

MATTHEW SCHULMAN
Director,
Group Sales



**TICKET SALES, SERVICE,
RETENTION & OPERATIONS**

STEPHEN CERASOLI
Director,
Ticket Sales Operations




**TICKET SALES, SERVICE,
RETENTION & OPERATIONS**

BRENDAN LONG
Director,
New Business - Teams



**TICKET SALES, SERVICE,
RETENTION & OPERATIONS**

TYSON CHRISTENSEN
Manager,
Service & Retention



**TICKET SALES, SERVICE,
RETENTION & OPERATIONS**

DANIEL SHAGAWAT
Manager,
New Business - Teams



**TICKET SALES, SERVICE,
RETENTION & OPERATIONS**

ELIZABETH JOHNSTON
Manager,
Group Sales Planning
& Operations



**TICKET SALES, SERVICE,
RETENTION & OPERATIONS**

DEIA NASSAR
Manager,
CRM



**TICKET SALES, SERVICE,
RETENTION & OPERATIONS**

LEO PARSONS
Coordinator,
CRM



**TICKET SALES, SERVICE,
RETENTION & OPERATIONS**

DAROLYN PIERCE
Coordinator,
CRM



**TICKET SALES, SERVICE,
RETENTION & OPERATIONS**

NICOLE MELFI
Premium Experience Specialist



**TICKET SALES, SERVICE,
RETENTION & OPERATIONS**

BORIS BEREZA
Client Relationship
Specialist - Rangers




**TICKET SALES, SERVICE,
RETENTION & OPERATIONS**

KELSEY FINGER
Client Relationship
Specialist - Rangers



**TICKET SALES, SERVICE,
RETENTION & OPERATIONS**

BRYAN FRIED
Client Relationship
Specialist - Rangers



**TICKET SALES, SERVICE,
RETENTION & OPERATIONS**

STEPHEN GRAF
Client Relationship
Specialist - Rangers



**TICKET SALES, SERVICE,
RETENTION & OPERATIONS**

ADAM SQUINTO
Client Relationship
Specialist - Rangers

RANGERS STAFF



TICKET SALES, SERVICE,
RETENTION & OPERATIONS

KIERSTEN TADDEO
Client Relationship
Specialist - Rangers



TICKET SALES, SERVICE,
RETENTION & OPERATIONS

SARI BRANDWINE
Senior Account Executive



TICKET SALES, SERVICE,
RETENTION & OPERATIONS

JESSICA AFRIYIE
Account Executive,
Season Subscriptions



TICKET SALES, SERVICE,
RETENTION & OPERATIONS

RYAN BYROS
Account Executive,
Season Subscriptions



TICKET SALES, SERVICE,
RETENTION & OPERATIONS

MATTHEW COHN
Account Executive,
Season Subscriptions



TICKET SALES, SERVICE,
RETENTION & OPERATIONS

ANDREW FARCO
Account Executive,
Season Subscriptions



TICKET SALES, SERVICE,
RETENTION & OPERATIONS

KYLE GEORGE
Account Executive,
Season Subscriptions



TICKET SALES, SERVICE,
RETENTION & OPERATIONS

AWAB HABIB
Account Executive,
Season Subscriptions



TICKET SALES, SERVICE,
RETENTION & OPERATIONS

THOMAS PADULA
Account Executive,
Season Subscriptions




TICKET SALES, SERVICE,
RETENTION & OPERATIONS

JEFF REZACH
Account Executive,
Season Subscriptions



TICKET SALES, SERVICE,
RETENTION & OPERATIONS

ALEXIS KALCHBRENNER
Manager,
Ticket Sales Operations



TICKET SALES, SERVICE,
RETENTION & OPERATIONS

MICHAEL RUCKER
Manager,
Ticket Sales Operations



TICKET SALES, SERVICE,
RETENTION & OPERATIONS

GENESIS BOTERO
Account Executive,
Group Sales



TICKET SALES, SERVICE,
RETENTION & OPERATIONS

MIKE KITLAS
Account Executive,
Group Sales




TICKET SALES, SERVICE,
RETENTION & OPERATIONS

ALEXANDRA ALDRICH
Group Sales Specialist



TICKET SALES, SERVICE,
RETENTION & OPERATIONS

CARA CHERNOW
Group Sales Specialist



TICKET SALES, SERVICE,
RETENTION & OPERATIONS

EVAN DOYLE
Group Sales Specialist



TICKET SALES, SERVICE,
RETENTION & OPERATIONS

CARLY GRIMAUDD
Group Sales Specialist



TICKET SALES, SERVICE,
RETENTION & OPERATIONS

KYLE HEIDEN
Group Sales Specialist



TICKET SALES, SERVICE,
RETENTION & OPERATIONS

TIMOTHY HOLDER
Group Sales Specialist




TICKET SALES, SERVICE,
RETENTION & OPERATIONS

NICHOLAS PALUMBO
Group Sales Specialist



TICKET SALES, SERVICE,
RETENTION & OPERATIONS

COLE SCHLESINGER
Group Sales Specialist



TICKET SALES, SERVICE,
RETENTION & OPERATIONS

ROBERT ELMAN
Sales Representative



TICKET SALES, SERVICE,
RETENTION & OPERATIONS

MICHELLE FIABANE
Sales Representative



TICKET SALES, SERVICE,
RETENTION & OPERATIONS

TYLER GEORGE
Sales Representative



TICKET SALES, SERVICE,
RETENTION & OPERATIONS

ALEXIS GIVENS
Sales Representative



TICKET SALES, SERVICE,
RETENTION & OPERATIONS

VICTORIA ONTIVEROS
Sales Representative



TICKET SALES, SERVICE,
RETENTION & OPERATIONS

ERIC PODBIELSKI
Sales Representative



TICKET SALES, SERVICE,
RETENTION & OPERATIONS

MICHAEL PROSKA
Sales Representative



TICKET SALES, SERVICE,
RETENTION & OPERATIONS

AUSTIN SCHERLING
Sales Representative



TICKET SALES, SERVICE,
RETENTION & OPERATIONS

CHRIS TEDESCO
Sales Representative



TICKET SALES, SERVICE,
RETENTION & OPERATIONS

ERIC HANDLER
Manager,
Revenue Planning & Operations



TICKET SALES, SERVICE,
RETENTION & OPERATIONS

MAX DAVIAU
Analyst



TICKET SALES, SERVICE,
RETENTION & OPERATIONS

JOE HAYWARD
Administrative Assistant



**PREMIUM
HOSPITALITY**

DASHAWNDA BROWN
Vice President,
Premium Hospitality Service



**PREMIUM
HOSPITALITY**

DAN ROSENTHAL
Vice President,
Premium Hospitality Strategy &
Business Integration




**PREMIUM
HOSPITALITY**

DAN ASIP
Director,
Premium Account Service



**PREMIUM
HOSPITALITY**

MELINDA CHURCHVILLE
Manager,
Premium Hospitality Rentals



**PREMIUM
HOSPITALITY**

KEVIN BECKER
Manager,
Premium Hospitality Sales



**PREMIUM
HOSPITALITY**

PHIL VALENTE
Manager,
Premium Hospitality Sales

RANGERS STAFF



PREMIUM HOSPITALITY

HALEY APPELBAUM
Premium Account Manager



PREMIUM HOSPITALITY

MICHAEL MURRAY
Premium Account Manager



PREMIUM HOSPITALITY

RACHEL NELSON
Premium Account Manager



PREMIUM HOSPITALITY

KATIE PALEN
Premium Account Manager



PREMIUM HOSPITALITY

JORDAN SCHWARTZ
Premium Account Manager



PREMIUM HOSPITALITY

CHELSEA WHITE
Premium Account Manager



PREMIUM HOSPITALITY

JENNIFER COOK
Operations Coordinator



PREMIUM HOSPITALITY

CAROLINE CROZIER
Operations Coordinator



PREMIUM HOSPITALITY

ALLISON PERRETTI
SNR Operations Coordinator



PREMIUM HOSPITALITY

MARK BUENSUCESO
Coordinator,
Suite Ticket Operations



PREMIUM HOSPITALITY

MONIQUE STANSELL
Administrative Assistant




MARKETING PARTNERSHIPS

JUSTIN JOHNSON
Senior Vice President,
Account Management



MARKETING PARTNERSHIPS

LISA AULEBACH
Vice President,
Account Planning



MARKETING PARTNERSHIPS

TOM CERASOLI
Vice President,
Account Planning



MARKETING PARTNERSHIPS

KRISTOFOR ELVGREN
Vice President,
Account Planning




MARKETING PARTNERSHIPS

ANDREW KARSON
Vice President,
Account Planning




MARKETING PARTNERSHIPS

JOHN ALFANO
Vice President,
Activation & Development



MARKETING PARTNERSHIPS

ANDREW BERKOWITZ
Director,
Account Planning



MARKETING PARTNERSHIPS

DAVID DILELLO
Director,
Account Planning




MARKETING PARTNERSHIPS

CATIE FENZEL
Director,
Account Planning



MARKETING PARTNERSHIPS

BRYAN MIRANDA
Director,
Account Planning



MARKETING PARTNERSHIPS

DAVID ROTHSTEIN
Director,
Account Planning



MARKETING PARTNERSHIPS

MIKE VERNA
Director,
Account Activation



MARKETING PARTNERSHIPS

NATASHA ANTONUCCI
Director,
Partnership Activation
& Development



MARKETING PARTNERSHIPS

MELANIE TWOMEY
Director,
Digital Partnership Activation &
Operations



MARKETING PARTNERSHIPS

STEVEN OLWELL
Senior Manager,
Account Planning



MARKETING PARTNERSHIPS

DON GREGORY
Senior Manager,
Account Activation



MARKETING PARTNERSHIPS

MARKIE COHEN
Manager,
Account Planning



MARKETING PARTNERSHIPS

KEVIN DELLEDONNE
Manager,
Account Planning



MARKETING PARTNERSHIPS

SYDNEY DI MAGGIO
Manager,
Account Planning




MARKETING PARTNERSHIPS

DYLAN KRAMER
Manager,
Account Planning




MARKETING PARTNERSHIPS

JOSEPH MONTE
Manager,
Account Planning




MARKETING PARTNERSHIPS

STEPHEN SMYTH
Manager,
Account Planning



MARKETING PARTNERSHIPS

ZACH LAZARE
Manager,
Account Activation



MARKETING PARTNERSHIPS

JIMMY BRENNAN
Coordinator,
Account Activation



MARKETING PARTNERSHIPS

MATTHEW HEINEMAN
Coordinator,
Account Activation



MARKETING PARTNERSHIPS

MEGAN FRY
Coordinator,
Account Management



MARKETING PARTNERSHIPS

ERICA PIAZZA
Coordinator,
Account Management



MARKETING PARTNERSHIPS

KATTY VILLAPANDO
Coordinator,
Partnership Activation
& Development



MARKETING PARTNERSHIPS

LAURA LASH
Vice President,
Business Operations

RANGERS STAFF



MARKETING PARTNERSHIPS

MARYSA COLE

Manager,
Business Operations & Events



MARKETING PARTNERSHIPS

BECCA ADAMS

Coordinator,
Business Operations & Events



MARKETING PARTNERSHIPS

CAITLIN ALLISON

Coordinator,
Business Operations & Events



MARKETING PARTNERSHIPS

EVAN FRANKEL

Senior Vice President,
Business Solutions



MARKETING PARTNERSHIPS

BRANDEN TEMPLETON

Vice President,
Business Solutions



MARKETING PARTNERSHIPS

NICOLE MARINAKE

Director,
Business Solutions



MARKETING PARTNERSHIPS

CLAIRE KAIDO

Coordinator,
Business Solutions



MARKETING PARTNERSHIPS

KATRINA SCHAEFER

Coordinator,
Business Solutions



MARKETING PARTNERSHIPS

ZULY BELTRE

Junior Designer,
Business Solutions



MARKETING PARTNERSHIPS

MOHAMMAD CHOWDHURY

Junior Designer,
Business Solutions



MARKETING PARTNERSHIPS

SHANNON FOX

Director,
Strategic Accounts



MARKETING PARTNERSHIPS

KAITLIN LANNON

Senior Administrative Assistant



MARKETING PARTNERSHIPS

MIKE LEHR

Senior Vice President,
Team Sales



MARKETING PARTNERSHIPS

BILL SMITH

Vice President,
Team Sales



MARKETING PARTNERSHIPS

DAVE DECINA

Senior Director,
Team Sales



**MARKETING
PARTNERSHIPS**

JOSEPH GRIPPO
Director,
Team Sales



**MARKETING
PARTNERSHIPS**

KATE PRATT
Director,
Team Sales



**MARKETING
PARTNERSHIPS**

NICHOLAS SIZER
Director,
Outdoor Sales



**MARKETING
PARTNERSHIPS**

CHRISTINA MILANO
Manager,
Team Sales



**MARKETING
PARTNERSHIPS**

RYAN NOWACK
Manager,
Team Sales



**MARKETING
PARTNERSHIPS**

QUINCY MCKEAN
Coordinator,
Team Sales





THE PLAYERS



JESPER FAST RIGHT WING

19

HEIGHT 6'0" WEIGHT 190 SHOOTS RIGHT BORN DEC 2, 1991 BIRTHPLACE NASSJO, SWEDEN

CAREER HIGHLIGHTS: 2015-16: Established career-highs in games played (79), goals (10), assists (20), points (30), plus/minus rating (plus-nine), and game-winning goals (three) ... Ranked fourth on the Rangers (min. 10 games played) - and led team forwards - in average shorthanded ice time (2:10) ... Ranked fourth on the team in even strength assists (20), ranked fifth in total shorthanded ice time (172:08), ranked sixth in takeaways (35), and tied for sixth in even strength points (30) ... Named the winner of the Players' Player Award, which is given annually to the Ranger who, as selected by his teammates, "best exemplifies what it means to be a team player"; became the first European-born player to win the award since Reijo Ruotsalainen in 1984-85 ... Tied single-game career-highs with two points (one goal, one assist) and a plus-two rating in 16:24 of ice time on Oct. 19 vs. SJS ... Registered a goal in two consecutive games for the third time in his NHL career on Nov. 7 at ARI and Nov. 10 vs. CAR ... Recorded his first career NHL game-winning goal on Nov. 10 vs. CAR ... Tallied a point in five games during a seven-game span from Dec. 15 vs. EDM to Dec. 30 at TBL (two goals, three assists over the span) ... Notched an assist and posted a plus-one rating while skating in his 100th career NHL game on Dec. 17 at MIN ... Recorded the game-winning goal and led the Rangers with a single-game career-high four shots on goal on Jan. 11 vs. BOS ... Posted a plus-one rating or better in six consecutive games from Jan. 25 vs. BUF to Feb. 10 at PIT, including a plus-two rating in three straight games from Jan. 25 vs. BUF to Feb. 4 vs. MIN ... Established a single-game career-high with two assists and tied single-game career-highs with two points and a plus-two rating on Jan. 25 vs. BUF ... Recorded an assist and tied a single-game career-high with a plus-two rating on Feb. 2 at NJD ... Registered a career-high three-game point streak from Feb. 6 at PHI to Feb. 10 at PIT ... Tallied the game-winning goal on Mar. 8 at BUF ... Tied single-game career-highs with two assists and two points on Mar. 27 vs. PIT ... Tallied his 20th assist/30th point of the season on Apr. 9 vs. DET ... Tallied one assist in five playoff



games ... Ranked third on the Rangers in hits (19) and tied for third in blocked shots (six) ... Established a single-game playoff career-high and led all skaters with eight hits in Game 1 of the First Round at PIT on Apr. 13. **2014-15:** The Rangers earned at least one point in 42 of 55 games in which he played after he was recalled on Nov. 10 ... Was on the ice for four power play goals against in 63:50 of ice time while shorthanded ... Tallied his first career NHL regular season point with an assist on Nov. 23 vs. MTL ... Recorded two points (one goal, one assist), including his first career NHL goal, and posted a plus-two rating on Nov. 29 vs. PHI ... The Rangers won 13 straight games in which he played from Dec. 8 vs. PIT to Jan. 10 at SJS; became the first Ranger to be on the winning side in 13 straight games in one season in the NHL's modern era (since 1943-44) ... Registered a goal and posted a plus-two rating on Jan. 3 vs. BUF ... Recorded a goal in two consecutive games on Mar. 21 at CAR and Mar. 22 vs. ANA ... Tied for fifth among NHL rookies in goals (three) and points (six) in the playoffs ... Tied for fifth on the Rangers in goals and tied for second among team forwards in blocked shots (10) ... Was on the ice for one power play goal against in 18:21 of ice time while shorthanded in the playoffs ... Tied for second on the Rangers in assists (three) and points (four) in the Second Round against WSH ... Recorded his first career NHL playoff goal in Game 1 vs. WSH on Apr. 30 ... Tallied an assist on the game-winning goal in overtime in Game 5 vs. WSH on May 8 ... Tied for third on the Rangers in goals (two) in the Eastern Conference Final against TBL ... Posted his first career NHL multi-goal game and established a single-game playoff career-high with two points in Game 3 at TBL on May 20; became the first Rangers rookie to register a multi-goal game in the playoffs since Game 3 of the Eastern Conference Quarterfinals vs. NJD in 2008 (Brandon Dubinsky) and the first to do so on the road since Game 1 of the Patrick Division Semifinals at PHI in 1986 (Mike Ridley). **2013-14:** Was credited with one shot on goal in 10:13 of ice time while making his NHL debut on Oct. 3 at PHX ... Tallied his first ca-



reer NHL playoff point with an assist in his NHL playoff debut in Game I of the First Round vs. PHI on Apr. 17.

AHL CAREER: 2014-15: Tallied nine points (one goal, eight assists) in 11 games before being recalled by the Rangers on Nov. 10. **2013-14:** Tied for fourth in the AHL in game-winning goals (six). **2012-13:** Tallied his first professional point with a goal in his AHL debut on Apr. 5 vs. Springfield.

EUROPEAN CAREER: 2012-13: Established Swedish Hockey League (SHL) career-highs in games played (47), goals (18), assists (17), points (35) and plus-minus rating (plus-13) ... Tied for the team lead in goals and ranked third in points ... Established playoff career-highs in assists (four), points (five), and plus/minus rating (plus-four), and tied a career-high in play-off games played (five). **2011-12:** Established playoff career-highs in games played (five) and goals (two). **2010-11:** Registered 16 points (seven goals, nine assists) in 36 games in his rookie season in the SHL ... Tallied three goals and seven assists for 10 points in six SuperElit games. **2009-10:** Established SuperElit career-

highs in goals (23), assists (26) and points (49). **2008-09:** Established a SuperElit career-high in games played (37) ... Established playoff career-highs in games played (seven), goals (two), and points (three). **2007-08:** Tallied 15 goals and 11 assists for 26 points in 30 games with the HV71 U18 team.

INTERNATIONAL CAREER: 2011: Tallied four goals and two assists for six points, along with a plus-four rating in six games while representing Sweden at the 2011 IIHF World Junior Championship. **2010:** Tallied one goal and one assist four games with Sweden at the 2010 U-20 USA National Junior Evaluation Camp at Lake Placid.

BACKGROUND: His favorite hockey player as a kid was Daniel Alfredsson ... Since coming to the United States from Sweden, his favorite music is country ... Lists Liam Neeson as his favorite actor ... Single.

CAREER TRANSACTIONS: June 26, 2010 – Selected by the Rangers in the sixth round, 157th overall, of the 2010 NHL Entry Draft.

CAREER STATISTICS

SEASON	TEAM	LEAGUE	REGULAR SEASON					PLAYOFFS				
			GP	G	A	PTS	PIM	GP	G	A	PTS	PIM
2007-08	HV71 UI8	SWE-UI8	30	15	11	26	14	-	-	-	-	-
	HV71 Jr.	SuperElit	3	0	0	0	2	-	-	-	-	-
2008-09	HV71 UI8	SWE-UI8	3	2	2	4	2	-	-	-	-	-
	HV71 Jr.	SuperElit	37	7	7	14	16	7	2	1	3	6
2009-10	HV71 Jr.	SuperElit	37	23	26	49	10	3	0	2	2	0
	HV71	SHL	2	0	0	0	0	-	-	-	-	-
2010-11	HV71	SHL	36	7	9	16	6	3	0	0	0	0
	HV71 Jr.	SuperElit	6	3	7	10	4	3	2	2	4	2
	Sweden	WJC	6	4	2	6	0	-	-	-	-	-
2011-12	HV71	SHL	21	5	11	16	4	5	2	1	3	0
2012-13	HV71	SHL	47	18	17	35	4	5	1	4	5	0
	Connecticut	AHL	1	1	0	1	2	-	-	-	-	-
2013-14	RANGERS	NHL	11	0	0	0	2	3	0	1	1	0
	Hartford	AHL	48	17	17	34	30	-	-	-	-	-
2014-15	RANGERS	NHL	58	6	8	14	8	19	3	3	6	2
	Hartford	AHL	11	1	8	9	2	-	-	-	-	-
2015-16	RANGERS	NHL	79	10	20	30	18	5	0	1	1	0
NHL/NYR TOTALS			148	16	28	44	28	27	3	5	8	2

STATISTICAL BREAKDOWN

SEASON	PPG	SHG	GWG	+/-	S	S%	TF	F%	H	BS	MIN
2013-14	0	0	0	-5	7	0.0	0	0.0	20	7	11:17
2014-15	0	0	0	-1	52	11.5	20	20.0	102	28	11:48
2015-16	0	0	3	9	75	13.3	6	16.7	109	55	14:56
TOTALS	0	0	3	3	134	11.9	26	19.2	231	90	13:26

SCORING VS. NHL

TEAM	GP	G	A	PTS
ANA	5	1	0	1
ARI	3	1	0	1
BOS	6	1	2	3
BUF	6	2	3	5
CGY	3	0	1	1
CAR	9	2	3	5
CHI	4	0	0	0
COL	3	0	0	0
CBJ	5	0	0	0
DAL	2	0	1	1
DET	6	0	1	1
EDM	3	1	0	1
FLA	6	0	2	2
LAK	4	0	0	0
MIN	3	0	1	1
MTL	7	0	1	1
NSH	4	1	0	1
NJD	8	0	3	3
NYI	7	0	1	1
NYR	-	-	-	-
OTT	6	1	0	1
PHI	9	1	2	3
PIT	8	1	3	4
SJS	3	1	1	2
STL	4	0	0	0
TBL	5	1	1	2
TOR	4	0	0	0
VAN	3	0	1	1
WSH	10	2	1	3
WPG	2	0	0	0
TOTALS	148	16	28	44

CAREER HIGHLIGHTS

CAREER HIGHS (LAST TIME)

GOALS	1 (16x), 3/8/16 at BUF
ASSISTS	2 (2x), 3/27/16 vs. PIT
POINTS	2 (4x), 3/27/16 vs. PIT (2A)
PIM	2 (14x), 4/2/16 vs. BUF
SHOTS	4, 1/11/16 vs. BOS
GOAL STREAK	2 (3x), 11/7/15 - 11/10/15 (2)
ASSIST STREAK	2 (3x), 2/6/16 - 2/8/16 (2)
POINT STREAK	3, 2/6/16 - 2/10/16 (1G-2A)

NHL FIRSTS

GAME	10/3/13 at PHX
GOAL	11/29/14 vs. PHI (Emery)
ASSIST	11/23/14 vs. MTL

CAREER PENALTY SHOTS (1)

DATE	OPPONENT	GOALTENDER (RESULT)
2/21/16	DET	Howard (Save)



NATHAN GERBE

CENTER

14

HEIGHT 5'4" WEIGHT 176 SHOOTS LEFT BORN JUL 24, 1987 BIRTHPLACE OXFORD, MI

CAREER HIGHLIGHTS: 2015-16: Was on the ice for only four power play goals against in 48:59 of shorthanded ice time ... The Hurricanes earned a point in five of the seven contests which he tallied a point (4-2-1 record) ... Recorded an assist and posted a plus-two rating on Oct. 29 at NYI ... Registered five shots on goal while skating in a season-high 18:58 of ice time on Feb. 28 vs. STL ... Tallied a goal and posted a plus-one rating on Mar. 10 at BOS. **2014-15:** Established career-highs in power play assists (six), power play points (eight), shots on goal (235), and average ice time (16:26) ... Tied for third on Carolina in shots on goal, ranked sixth in points (28) and power play points, and tied for sixth in assists (18) ... Was on the ice for only five power play goals against in 82:17 of shorthanded ice time ... Registered a goal in the season opener on Oct. 10 vs. NYI ... Recorded a point in nine of 15 games in November (two goals, seven assists during the month) ... Registered a three-game point streak from Nov. 18 at DAL to Nov. 22 at COL (one goal, two assists) ... Tied a single-game career-high with two assists on Dec. 18 vs. TOR ... Posted a plus-one rating and logged 21:16 of ice time while skating in his 300th career NHL game on Dec. 27 at TBL ... Recorded two points (one goal, one assist), including the game-winning goal, and posted a plus-two rating on Jan. 17 at OTT ... Registered a goal, tied a single-game career-high with eight shots on goal, and posted a plus-two rating on Feb. 27 vs. WSH. **2013-14:** Established career-highs in games played (81), power play goals (three), shorthanded goals (two), and shorthanded points (two), and tied his career-highs in goals (16) and points (31) ... Tied for the team lead in shorthanded goals, ranked third on Carolina in games played and shots on goal (221), tied for third in shorthanded points, tied for fourth in goals, and ranked fifth in power play goals ... Recorded a goal while making his debut with the Hurricanes on Oct. 4 vs. DET ... Established a career-high with a four-game point streak from Oct. 8 at PIT to Oct. 13 vs. PHX (two goals, two assists) ... Recorded a goal and logged a single-game career-high 22:29 of ice time while skating in his 200th career



NHL game on Oct. 28 vs. PIT ... Tied a single-game career-high with two assists on Nov. 12 vs. COL ... Tallied a shorthanded goal on Nov. 16 at STL ... Notched a point in seven games over a 10-game span from Dec. 6 vs. SJS to Dec. 29 at TOR (three goals, five assists) ... Established a single-game career-high with three points (one goal, two assists) on Jan. 25 vs. OTT ... Tallied his 100th career NHL point on Mar. 8 at NJD. **2012-13:** Tied for the team lead in shorthanded goals (one) ... Notched an assist in two consecutive games on Feb. 15 vs. BOS and Feb. 17 vs. PIT ... Tied a single-game career-high with two goals and posted a plus-two rating on Feb. 28 at FLA ... Registered his first career NHL shorthanded goal on Mar. 3 at NYR. **2011-12:** Established a career-high in assists (19) ... Ranked fifth on the Sabres in shots on goal (137), and tied for sixth in assists and game-winning goals (two) ... Tied a single-game career-high with two assists on Oct. 8 at LAK ... Posted a three-game point streak from Nov. 4 vs. CGY to Nov. 8 vs. WPG (one goal, two assists) ... Skated in his 100th career NHL game on Nov. 12 at BOS ... Recorded two points (one goal, one assist), including the game-winning goal, and established a single-game career-high with a plus-three rating on Jan. 3 vs. EDM ... Established a career-high with a three-game assist streak from Feb. 16 at PHI to Feb. 19 vs. PIT (three assists). **2010-11:** Established career-highs in goals (16), points (31), plus/minus rating (plus-11), even strength goals (14), and game-winning goals (three) ... Tied for fourth on Buffalo in plus/minus rating, ranked fifth in goals and even strength goals, and tied for fifth in game-winning goals ... Established a single-game career-high with two assists on Dec. 9 vs. SJS ... Posted a career-high, three-game goal streak on two occasions - from Jan. 20 at BOS to Jan. 23 at NYI, and from Mar. 19 vs. ATL to Mar. 22 at MTL ... Established single-game career-highs with two goals and eight shots on goal in 20:22 of ice time on Jan. 21 vs. NYI ... Tied a single-game career-high with two goals and registered the game-winning goal on Mar. 22 at MTL ... Established playoff career-highs in games played (seven) and goals (two) ... Tied



for the team lead in even strength goals (two) and tied for second on Buffalo in goals in the playoffs. **2009-10:** Tallied two points (one goal, one assist), including his first career NHL goal, on Dec. 9 vs. WSH ... Notched two points (one goal, one assist) and posted a plus-two rating in two playoff games ... Tied for fourth on the Sabres in goals and plus/minus rating, and tied for fifth in points in the playoffs ... Notched his first career NHL playoff assist/point while making his NHL playoff debut in Game 5 of the Eastern Conference Quarterfinals vs. BOS on Apr. 23 ... Tallied his first career NHL playoff goal and posted a plus-one rating in Game 6 at BOS on Apr. 26. **2008-09:** Notched an assist and posted a plus-three rating in 10 games with the Sabres ... Recorded four shots on goal and posted a plus-two rating while making his NHL debut on Dec. 6 at TBL ... Tallied his first career NHL assist/point on Dec. 13 at NJD.

AHL CAREER: 2009-10: Established an AHL career-high in assists (27) ... Ranked third on Portland (min. two games played) in points per game (0.86), ranked fourth in assists, and tied for fourth in points (38) ... Tallied a goal while representing the PlanetUSA AHL All-Stars at the 2010 AHL All-Star Game ... Registered two points (one goal, one assist) in four playoff games. **2008-09:** Established AHL career-highs in games played (57), goals (30), points (56), shots on goal (236), and plus/minus rating (plus-two) ... Received the Dudley "Red" Garrett Memorial Award as the AHL Rookie of the Year and was selected to the AHL All-Rookie Team ... Led all AHL rookies in goals and ranked fifth among AHL rookies in points ... Ranked second on Portland in goals and ranked fourth in points ... Skated in five playoff contests.

COLLEGE CAREER: 2007-08: Established collegiate career-highs in games played (43), goals (35), assists (33), points (68), plus/minus rating (plus-22), and power play goals (11), and tied collegiate career-highs in shorthanded goals (four) and game-winning goals (six) ... Named a finalist for the Hobey Baker Award as the top player in collegiate hockey ... Led the NCAA in goals and points ... Helped Boston College win the National Championship and was named Most Outstanding Player of the Frozen Four ... Was named to the NCAA (East) First All-American Team ... Helped Boston College win the Hockey East Championship, as he was named MVP of the tournament and selected to the Hockey East First All-Star Team. **2006-07:** Helped Boston College win the Hockey East Championship and was selected to the Hockey

East Second All-Star Team ... Led Boston College in goals (25) and ranked second in points (47). **2005-06:** Registered 18 points (11 goals, seven assists) and a plus-five rating in 39 games during his freshman year.

NAHL CAREER: 2004-05: Recorded 12 points (seven goals, five assists) in 12 games with the U.S. National U18 Team ... Registered 17 points (six goals, 11 assists) in 26 games with the U.S. National Team Development Program. **2003-04:** Notched 18 points (11 goals, seven assists) in 26 games with the U.S. National U18 Team in NAHL competition ... Recorded 26 points (14 goals, 12 assists) in 32 contests with the U.S. National U17 Team.

USHL CAREER: 2002-03: Tallied six points (three goals, three assists) in 25 games with the River City Lancers ... Recorded two points (one goal, one assist) in seven playoff contests.

INTERNATIONAL CAREER: 2007: Recorded six assists in seven games while helping the United States earn a bronze medal at the 2007 IIHF World Junior Championship. **2006:** Skated in seven contests while representing the United States at the 2006 IIHF World Junior Championship. **2005:** Recorded eight points (four goals, four assists) and a plus-seven rating in six games while helping the United States earn a gold medal at the 2005 IIHF U18 World Championship. **2004:** Notched two assists in six contests while helping the United States earn a silver medal at the 2004 IIHF U18 World Championship.

BACKGROUND: Has two Bernese Mountain dogs ... Started playing hockey when he was eight years old ... Lists his family as the biggest influence on his career ... His favorite player as a youth was Steve Yzerman ... His first job was in underground construction ... Lists Modern Family as his favorite television show ... Enjoys listening to Keith Urban and Zac Brown Band ... His favorite sport other than hockey his football ... His favorite vacation spot is Traverse City, Michigan ... Lists steak and Italian as his favorite foods ... His most memorable hockey moment to date was winning the national championship with Boston College ... Married - wife, Brennan; daughter, Blake; son, Lennox.

CAREER TRANSACTIONS: July 30, 2005 - Selected by Buffalo in the fifth round, 142nd overall, of the 2005 NHL Entry Draft. **July 26, 2013 -** Signed by Carolina as a free agent. **July 1, 2016 -** Signed by the Rangers as a free agent.

CAREER STATISTICS

SEASON	TEAM	LEAGUE	REGULAR SEASON					PLAYOFFS				
			GP	G	A	PTS	PIM	GP	G	A	PTS	PIM
2002-03	River City	USHL	25	3	3	6	49	7	1	1	2	2
2003-04	U.S. Nat'l Team U17	USDP	32	14	12	26	66	-	-	-	-	-
	U.S. Nat'l Team	NAHL	26	11	7	18	87	-	-	-	-	-
2004-05	United States	WJ18	6	0	2	2	20	-	-	-	-	-
	U.S. Nat'l Team U18	USDP	26	6	11	17	48	-	-	-	-	-
	U.S. Nat'l Team	NAHL	12	7	5	12	25	-	-	-	-	-
2005-06	United States	WJ18	6	4	4	8	14	-	-	-	-	-
	Boston College	NCAA	39	11	7	18	75	-	-	-	-	-
	United States	WJC	7	0	0	0	6	-	-	-	-	-
2006-07	Boston College	NCAA	41	25	22	47	76	-	-	-	-	-
	United States	WJC	7	0	6	6	2	-	-	-	-	-
2007-08	Boston College	NCAA	43	35	33	68	65	-	-	-	-	-
2008-09	Sabres	NHL	10	0	1	1	4	-	-	-	-	-
	Portland	AHL	57	30	26	56	63	5	0	0	0	4
2009-10	Sabres	NHL	10	2	3	5	4	2	1	1	2	0
	Portland	AHL	44	11	27	38	46	4	1	1	2	4
2010-11	Sabres	NHL	64	16	15	31	34	7	2	0	2	18
2011-12	Sabres	NHL	62	6	19	25	32	-	-	-	-	-
2012-13	Sabres	NHL	42	5	5	10	14	-	-	-	-	-
2013-14	Hurricanes	NHL	81	16	15	31	36	-	-	-	-	-
2014-15	Hurricanes	NHL	78	10	18	28	34	-	-	-	-	-
2015-16	Hurricanes	NHL	47	3	4	7	14	-	-	-	-	-
NHL TOTALS			394	58	80	138	172	9	3	1	4	18

STATISTICAL BREAKDOWN

SEASON	PPG	SHG	GWG	+/-	S	S%	TF	F%	H	BS	MIN
2008-09	0	0	0	3	24	0.0	1	100.0	11	0	13:36
2009-10	2	0	1	1	29	6.9	3	33.3	5	7	14:38
2010-11	2	0	3	11	171	9.4	17	23.5	53	23	13:19
2011-12	0	0	2	2	137	4.4	19	36.8	53	13	14:12
2012-13	0	1	0	-3	64	7.8	1	0.0	32	8	12:30
2013-14	3	2	1	-6	221	7.2	6	33.3	53	15	16:24
2014-15	2	0	2	-14	235	4.3	15	60.0	73	23	16:26
2015-16	0	0	0	-15	73	4.1	5	40.0	54	10	13:27
TOTALS	9	3	9	-21	954	6.1	67	38.8	334	99	14:41

SCORING VS. NHL

TEAM	GP	G	A	PTS
ANA	8	1	1	2
ARI	5	1	3	4
BOS	25	3	6	9
BUF	8	1	1	2
CGY	5	1	0	1
CAR	12	1	1	2
CHI	7	0	1	1
COL	6	1	2	3
CBJ	15	1	4	5
DAL	6	0	1	1
DET	12	3	0	3
EDM	5	1	3	4
FLA	17	4	1	5
LAK	8	0	6	6
MIN	7	0	0	0
MTL	22	2	2	4
NSH	6	1	0	1
NJD	21	3	5	8
NYI	22	7	7	14
NYR	20	2	1	3
OTT	23	5	7	12
PHI	20	4	3	7
PIT	21	5	5	10
SJS	8	0	4	4
STL	7	2	1	3
TBL	19	2	1	3
TOR	20	1	3	4
VAN	5	1	1	2
WSH	19	4	4	8
WPG	15	1	6	7
TOTALS	394	58	80	138

CAREER HIGHLIGHTS

CAREER HIGHS (LAST TIME)

GOALS	2 (4x), 2/28/13 at FLA
ASSISTS	2 (5x), 12/18/14 vs. TOR
POINTS	3, 1/25/14 vs. OTT (1G-2A)
PIM	4 (11x), 10/27/15 at DET
SHOTS	8 (2x), 2/27/15 vs. WSH
GOAL STREAK	3 (2x), 3/19/11 - 3/22/11 (4)
ASSIST STREAK	3, 2/16/12 - 2/19/12 (3)
POINT STREAK	4, 10/8/13 - 10/13/13 (2G-2A)

NHL FIRSTS

GAME	12/6/08 at TBL
GOAL	12/9/09 vs. WSH (Theodore)
ASSIST	12/13/08 at NJD

CAREER SHOOTOUTS

GOALS	SHOTS	SHOT%	GDG
5	16	31.3	3



DAN GIRARDI

DEFENSEMAN

5

HEIGHT 6'1" WEIGHT 212 SHOOTS RIGHT BORN APR 29, 1984 BIRTHPLACE WELLAND, ON

CAREER HIGHLIGHTS: 2015-16: Established a career-high in plus/minus rating (plus-18) ... Was one of four NHL players who registered at least 150 hits and 150 blocked shots ... Ranked sixth in the NHL - and led the Rangers - in blocked shots (195) ... Tied for ninth among NHL defensemen in plus/minus rating ... Ranked second on the Rangers in plus/minus rating, ranked third in average ice time (20:19), and ranked fourth in hits (168) ... The Rangers posted a 14-1-0 record in games which he tallied a point ... Recorded four hits while skating in a team-high 25:25 of ice time in the Rangers' regular season opener on Oct. 7 at CHI; became the 10th defenseman in franchise history to skate in at least one regular season game in 10 or more seasons with the Blueshirts ... Registered his 200th career NHL point by tallying the game-winning goal on Oct. 25 vs. CGY; skated in his 769th career game as a Ranger (regular season and playoffs included), passing Mark Messier for sole possession of 10th place on the franchise's all-time list in regular season and playoff games played combined ... Tied a career-high with a three-game assist/point streak from Nov. 7 at ARI to Nov. 12 vs. STL (one goal, three assists) ... Tied a single-game career-high with two points (one goal, one assist) on Nov. 12 vs. STL ... Skated in his 700th career NHL regular season game on Feb. 12 vs. LAK; became the 11th player - and fifth defenseman - in franchise history to skate in at least 700 regular season games with the Blueshirts ... Skated in his 720th career regular season game with the Rangers on Mar. 26 at MTL; passed Andy Bathgate for sole possession of 10th place on the franchise's all-time games played list ... Notched one assist in two playoff games. **2014-15:** Tied for sixth in the NHL in blocked shots (184) and ranked fifth among NHL defensemen in hits (224) ... Led the Rangers in blocked shots, hits, and total ice time (1,860:45), and ranked second on the team in average ice time (22:41) ... Was one of three Rangers who skated in all 82 games; tied Brian Leetch for the most seasons in which a Ranger has played all 82 games since the NHL adopted an 82-game schedule in 1995-96



(five) ... Recorded an assist on the game-tying goal, was credited with two hits, and posted a plus-one rating in 27:24 of ice time on Oct. 16 vs. CAR ... Tied for the game-high with four blocked shots, was credited with three hits, and posted a plus-two rating on Oct. 19 vs. SJS ... Notched an assist, recorded four shots on goal, and tied for the team-high with two blocked shots while leading all skaters with 26:41 of ice time on Oct. 25 at MTL ... Skated in at least 30:00 of ice time in three consecutive contests from Nov. 1 vs. WPG to Nov. 5 vs. DET; became the first Ranger to log 30:00 or more of ice time in at least three straight games since Brian Leetch from Dec. 9 - Dec. 27, 2000 (eight consecutive games) ... Led all skaters with seven blocked shots, tied for the game-high with two takeaways, and tied for team-highs with four shots on goal and three hits while leading all skaters with a career-high, 34:50 of ice time on Nov. 1 vs. WPG; became the first Ranger to log at least 34:50 of ice time in a regular season game since Leetch logged 34:54 on Dec. 9, 2000 at BOS ... Recorded an assist on the game-winning goal in overtime, tied for the game-high with four blocked shots, and tied for the team-high with three hits while skating in a game-high 30:51 of ice time on Nov. 5 vs. DET ... Tied a career-high with a three-game point streak from Nov. 11 vs. PIT to Nov. 15 at PIT (one goal, two assists over the span) ... Tallied the game-winning goal and posted a plus-two rating on Dec. 14 at EDM ... Skated in his 600th career NHL game on Dec. 21 vs. CAR; became the 21st player (including goaltenders), and ninth defenseman, to skate in at least 600 career regular season games with the Rangers ... Tied career-highs with a three-game assist/point streak from Feb. 14 at ARI to Feb. 19 vs. VAN (four assists/points over the span) ... Was credited with a single-game career-high 10 blocked shots on Mar. 31 at WPG; became the first Ranger to record 10 blocked shots in a game since the NHL began to continuously track blocked shots in 2005-06 ... Ranked second in the NHL in blocked shots (65) in the playoffs ... Tied for fifth among NHL defensemen in plus/minus rating



(plus-five) and ranked sixth among NHL defensemen in hits (44) in the playoffs ... Led the Rangers in blocked shots, ranked second in average ice time (21:37), and ranked fourth in plus/minus rating and hits ... Led team defensemen in hits and ranked second in plus/minus rating ... Led all skaters with 23 blocked shots and a plus-four rating, and tied for first among all skaters with three assists in the First Round against PIT ... Tied single-game playoff career-highs with two assists/points, recorded an assist on the game-winning goal, led all skaters with six blocked shots, was credited with four hits, registered two shots on goal, and posted a plus-one rating while skating in a game-high 26:06 of ice time in Game 3 at PIT on Apr. 20 ... Skated in his 94th career playoff game with the Rangers in Game 5 vs. PIT on Apr. 24; passed Walt Tkaczuk to become the franchise's all-time leader in games played in the playoffs (skaters only) ... Led all skaters with eight blocked shots, registered three hits, and posted a plus-one rating in a team-high 25:35 of ice time while skating in his 100th career NHL playoff game in Game 6 of the Second Round at WSH on May 10; became the second player, and first skater, to play 100 career playoff games with the Rangers in franchise history ... Tallied a primary assist on the game-winning goal in overtime in Game 7 vs. WSH on May 13. **2013-14:** Led the team and tied for eighth in the NHL in blocked shots (174) ... Led the team in hits (191), ranked second in average ice time (23:07), tied for second in shorthanded assists (two), tied for fourth in games played (81), and tied for fifth in shorthanded points (two) ... Tied career-highs in shorthanded assists and shorthanded points ... Tied for fifth among NHL defensemen in shorthanded assists and tied for eighth in shorthanded points ... Led defensemen on the team in shorthanded assists, and ranked second in goals (five), assists (19), points (24), and shorthanded points ... Established playoff career-highs in games played (25), hits (80), and blocked shots (67) ... Led the NHL in blocked shots and tied for third in the NHL in hits in the playoffs ... Led the team in hits and blocked shots, ranked second in average ice time (24:18), and finished second Rangers defensemen in assists (six) and points (seven) in the playoffs ... Tied for the series lead among defensemen in points (three) in the First Round against PHI ... Established a single-game playoff career-high with two assists in Game 1 of the Second Round at PIT on May 2. **2012-13:** Led the NHL in blocked shots (125) and ranked eighth in average ice time (25:24) ... Led the team in average ice time and blocked shots, and ranked third among Rangers defensemen

in assists (12) and points (14) ... Captured the John Halligan Good Guy Award, selected by the NY chapter of the PHWA, recognizing cooperation with the media ... Led the Rangers and ranked ninth in the NHL in blocked shots (36) in the playoffs. **2011-12:** Established career-highs in hits (211), power play assists (nine), and game-winning goals (two) ... Was one of seven Rangers who skated in all 82 games ... Selected as the Rangers' nominee for the Bill Masterton Memorial Trophy, awarded annually to the player who "best exemplifies the qualities of perseverance, sportsmanship and dedication to hockey" ... Ranked fourth in the NHL in average ice time (26:14), and tied for fifth in blocked shots (185) ... Led the team in average ice time and blocked shots, ranked third in hits, and fifth in power play assists ... Tallied an assist while making his first career All-Star Game appearance on Jan. 29 ... Established playoff career-highs in goals (three), assists (nine), points (12), plus/minus rating (plus-six), game-winning goals (three), power play assists (three), power play points (four), and shots on goal (35) ... Tied for the first in the NHL - and led all NHL defensemen - in game-winning goals in the playoffs ... Ranked third in the NHL in blocked shots (54) in the playoffs ... Ranked third among NHL defensemen in assists and points, tied for second in power play points, tied for third in goals, power play goals (one) and power play assists, tied for fourth in shots on goal, and ranked ninth in plus/minus rating in the playoffs ... Registered his first career NHL playoff goal, which was the game-winning goal, in Game 7 of the Eastern Conference Quarterfinals vs. OTT on Apr. 26 ... Established a single-game playoff career-high with two points (one goal, one assist) and tallied his first career NHL playoff game-winning goal in Game 1 of the Eastern Conference Final vs. NJD on May 14. **2010-11:** Established career-highs in assists (27), points (31), blocked shots (236), shorthanded assists (two), and shorthanded points (two) ... Led the NHL in blocked shots ... Led all Rangers defensemen and ranked second and seventh on the team, respectively, in assists and points, and ranked second on the team in average ice time (24:34) ... Led the Rangers in blocked shots (26), ranked second in average ice time (27:01), and fifth in hits (16) in the playoffs. **2009-10:** Led the team and ranked sixth in the NHL in blocked shots (180) ... Ranked third among team defensemen in goals (six) and points (24), and fourth in assists (18) ... Tied for first among team defensemen and second on the team in hits (178), and ranked second on the Rangers in average ice time (21:28). **2008-09:**

Tied for 15th in the NHL - and ranked third on the Rangers - with 207 hits; led team defensemen in hits ... Ranked fifth on the Rangers in blocked shots (82). **2007-08:** Tied for 20th in the NHL among defensemen in goals (10) ... Placed second on the team among defensemen in goals, assists (18), points (28), and power play goals (five) ... Ranked second on the Rangers with 123 blocked shots and ranked third on the team in hits (179) ... Skated in all 82 games for the first time in his NHL career ... Notched his first career NHL goal, which was on the power play, on Oct. 18 at ATL ... Established career-highs with a three-game assist/point streak from Feb. 28 at CAR to Mar. 4 vs. NYI (three assists over the span) ... Tied for second among Rangers defensemen in assists (three) and points (three) in the playoffs ... Tallied his first career NHL playoff assist/point and established a single-game playoff career-high with a plus-three rating in Game 1 of the Eastern Conference Quarterfinals at NJD on Apr. 9. **2006-07:** Ranked third among Rangers defensemen in plus/minus rating (plus-seven); posted a plus/minus rating of even or better in 28 of 34 games in which he played ... Made his Rangers/NHL debut on Jan. 27 at PHI ... Established a single-game NHL career-high by registering two assists, which were his first career NHL assists/points, and posted a plus-one rating on Feb. 17 vs. PHI ... Made his NHL playoff debut in Game 1 of the Eastern Conference Quarterfinals at ATL on Apr. 12.

MINOR LEAGUE CAREER: 2006-07: At the time of his recall, ranked first on the Wolf Pack in assists (22) and fourth on the team in scoring with 24 points. **2005-06:** Established AHL career-highs in games played (66), goals

(eight), assists (31), points (39), and plus/minus rating (plus-14) ... Ranked second among Wolf Pack defensemen in points ... Recorded his first career AHL assist/point and posted a plus-two rating while making his AHL debut on Nov. 12 at Lowell ... Recorded two assists and posted a plus-two rating on Nov. 13 vs. Wilkes-Barre/Scranton ... Registered his first career AHL goal and posted a plus-two rating on Nov. 23 vs. Albany ... Tallied nine points (four goals, five assists) in 13 playoff games.

JUNIOR CAREER: 2004-05: Won the OHL Championship and Memorial Cup with London ... Served as alternate captain. **2003-04:** Named an alternate captain ... Led team defensemen with 47 points ... Captured the OHL Championship with Guelph. **2002-03:** Split the season between Barrie and Guelph. **2001-02:** Helped Barrie advance to the OHL Finals. **2000-01:** Appeared in six games with the Barrie Colts.

BACKGROUND: Hockey idols growing up were Mark Messier and Wendel Clark ... Lists his most memorable hockey moments as his first NHL game vs. Philadelphia and winning the 2005 Memorial Cup ... Enjoys playing golf in the off-season ... Made a guest appearance, along with fellow teammates, on the Sept. 30, 2009 episode of Late Show with David Letterman to present the Top 10 list ... Lists U2 as his favorite band ... First job was as a dishwasher in a Chinese restaurant ... His favorite television show is Family Guy ... Married - wife, Pamela; son, Landon; daughter, Shaye.

CAREER TRANSACTIONS: July 1, 2006 - Signed by the Rangers as an undrafted free agent.

DAN GIRARDI 5 DEFENSEMAN

BLOCK PARTY

Since the NHL began to continuously track blocked shots and hits in 2005-06, Girardi ranks third in the league in blocked shots (1,525), trailing only Zbynek Michalek (1,714) and Nick Schultz (1,603) over the span.

PLAYING THE GAME

Girardi ranks 10th on the Rangers' all-time games played list (725).

In addition, Girardi ranks fifth among defensemen in career games played with the Blueshirts.



IRON MAN

Girardi is the Rangers' all-time leader (among skaters) in playoff games played (110), and he holds the franchise record (among skaters) for consecutive playoff games played (109).

IN REAL TIME

In 2015-16, Girardi was one of four players who recorded at least 150 blocked shots and 150 hits (along with Shea Weber, Alec Martinez, and Radko Gudas).

LEADING THE WAY

Girardi leads the Rangers in games played, blocked shots, and hits since the start of the 2005-06 season. In addition, Girardi leads all Rangers in games played since the start of the 1994-95 season.

CAREER STATISTICS

SEASON	TEAM	LEAGUE	REGULAR SEASON					PLAYOFFS				
			GP	G	A	PTS	PIM	GP	G	A	PTS	PIM
2000-01	Barrie	OHL	6	0	0	0	0	-	-	-	-	-
2001-02	Barrie	OHL	21	0	1	1	0	20	0	0	0	0
2002-03	Barrie	OHL	31	3	13	16	24	-	-	-	-	-
	Guelph	OHL	36	1	13	14	20	11	0	9	9	14
2003-04	Guelph	OHL	68	8	39	47	55	22	2	17	19	10
	Guelph	M-Cup	-	-	-	-	-	3	0	0	0	2
2004-05	Guelph	OHL	38	5	20	25	24	-	-	-	-	-
	London	OHL	31	4	10	14	14	18	0	6	6	10
	London	M-Cup	-	-	-	-	-	4	1	0	1	2
2005-06	Hartford	AHL	66	8	31	39	44	13	4	5	9	8
	Charlotte	ECHL	7	1	4	5	6	-	-	-	-	-
2006-07	RANGERS	NHL	34	0	6	6	8	10	0	0	0	4
	Hartford	AHL	45	2	22	24	16	-	-	-	-	-
2007-08	RANGERS	NHL	82	10	18	28	14	10	0	3	3	6
2008-09	RANGERS	NHL	82	4	18	22	53	7	0	0	0	6
2009-10	RANGERS	NHL	82	6	18	24	53	-	-	-	-	-
2010-11	RANGERS	NHL	80	4	27	31	37	5	0	0	0	0
2011-12	RANGERS	NHL	82	5	24	29	20	20	3	9	12	2
2012-13	RANGERS	NHL	46	2	12	14	16	12	2	2	4	2
2013-14	RANGERS	NHL	81	5	19	24	16	25	1	6	7	10
2014-15	RANGERS	NHL	82	4	16	20	22	19	0	4	4	4
2015-16	RANGERS	NHL	74	2	15	17	20	2	0	1	1	0
NHL/NYR TOTALS			725	42	173	215	259	110	6	25	31	34

STATISTICAL BREAKDOWN

SEASON	PPG	SHG	GWG	+/-	S	S%	TF	F%	H	BS	MIN
2006-07	0	0	0	7	33	0.0	0	0.0	36	41	15:49
2007-08	5	0	1	E	147	6.8	1	0.0	179	123	21:11
2008-09	2	0	1	-14	122	3.3	0	0.0	207	82	21:31
2009-10	1	1	1	-2	108	5.6	0	0.0	178	180	21:28
2010-11	2	0	1	7	110	3.6	0	0.0	195	236	24:34
2011-12	1	0	2	13	122	4.1	0	0.0	211	185	26:14
2012-13	0	0	1	-1	81	2.5	0	0.0	102	125	25:24
2013-14	1	0	0	6	100	5.0	0	0.0	191	174	23:07
2014-15	1	0	1	12	111	3.6	0	0.0	224	184	22:41
2015-16	0	0	1	18	77	2.6	0	0.0	168	195	20:19
TOTALS	13	1	9	46	1,011	4.2	1	0.0	1,691	1,525	22:31

SCORING VS. NHL

TEAM	GP	G	A	PTS
ANA	12	1	0	1
ARI	13	4	4	8
BOS	35	0	7	7
BUF	32	0	5	5
CGY	11	3	5	8
CAR	38	3	8	11
CHI	13	0	0	0
COL	12	1	2	3
CBJ	17	3	4	7
DAL	12	0	2	2
DET	13	1	1	2
EDM	10	2	1	3
FLA	31	2	1	3
LAK	12	0	4	4
MIN	11	0	5	5
MTL	34	3	7	10
NSH	10	1	3	4
NJD	51	2	16	18
NYI	51	5	9	14
NYR	-	-	-	-
OTT	33	1	6	7
PHI	54	0	26	26
PIT	53	2	17	19
SJS	11	0	3	3
STL	13	1	2	3
TBL	34	1	7	8
TOR	34	4	6	10
VAN	11	0	3	3
WSH	35	0	12	12
WPG	29	2	7	9
TOTALS	725	42	173	215

CAREER HIGHLIGHTS

CAREER HIGHS (LAST TIME)	
GOALS	2, 10/12/09 vs. TOR
ASSISTS	2 (20x), 2/14/16 vs. PHI
POINTS	2 (31x), 2/14/16 vs. PHI (2A)
PIM	17, 3/15/09 vs. PHI
SHOTS	8, 4/23/13 at FLA
GOAL STREAK	2, 10/11/09 – 10/12/09 (3)
ASSIST STREAK	3 (7x), 11/7/15 – 11/12/15 (3)
POINT STREAK	3 (12x), 11/7/15 – 11/12/15 (1G-3A)

NHL FIRSTS

GAME	1/27/07 at PHI
GOAL	10/18/07 at ATL (Hedberg)
ASSIST	2/17/07 vs. PHI

ALL STAR GAME SCORING

SEASON	TEAM	G	A
2011-12	Team Alfredsson	0	1



TANNER GLASS

LEFT WING

15

HEIGHT 6'1" WEIGHT 213 SHOOTS LEFT BORN NOV 29, 1983 BIRTHPLACE REGINA, SK

CAREER HIGHLIGHTS: 2015-16: Ranked fifth in the NHL (min. 15 games played) - and led the Rangers - in hits per game (3.9; 224 hits in 57 games) ... Led the Rangers in hits (224) ... Ranked third in the NHL in hits from the time he was recalled on Dec. 2 until the end of the season (213); recorded at least two hits in 49 of 55 games in which he played over the span ... Registered 162 hits in his final 39 games (from Jan. 11 until the end of the season); tied for the NHL lead in hits over the span ... Led all skaters with seven hits and posted a plus-one rating while making his season debut on Oct. 10 vs. CBJ ... Tallied a goal and tied a single-game career-high with four shots on goal on Dec. 12 at CGY ... Notched an assist and posted a plus-one rating on Dec. 17 at MIN ... Established a single-game career-high with a plus-three rating on Dec. 30 at TBL ... Led all skaters with 10 hits on Jan. 11 vs. BOS; became the first Ranger to record at least 10 hits in one game since Callahan and Dubinsky on Jan. 2, 2012 at PHI (2012 Winter Classic) ... Recorded an assist, registered three hits, and posted a plus-one rating on Feb. 10 at PIT ... Registered a goal and posted a plus-one rating on Feb. 25 at STL ... Tallied a goal and posted a plus-one rating on Mar. 6 vs. NYI ... Notched an assist, led all skaters with 10 hits, and posted a plus-one rating on Mar. 16 at ANA ... Recorded a goal, led all skaters with seven hits, and posted a plus-two rating on Mar. 21 vs. FLA ... Led all skaters with five hits and tied a single-game career-high with four shots on goal on Mar. 27 vs. PIT ... Registered two hits and logged a season-high 17:49 of ice time while skating in his 500th career NHL game on Apr. 9 vs. DET ... Tied for fourth on the Rangers in hits in the playoffs (18) ... Was credited with seven hits in Game 2 of the First Round at PIT on Apr. 16. **2014-15:** Ranked second on the Rangers in hits (213); recorded at least 200 hits for the third consecutive season which was 82 games in length ... Was on the ice for four power play goals against in 67:16 of ice time while shorthanded ... Led all skaters with six hits in 14:11 of ice time while making his Rangers debut on Oct. 9 at STL ... Tied a single-game career-high with four shots on goal and led all skaters with six hits while



skating in 14:46 of ice time on Nov. 11 vs. PIT ... Recorded his first point as a Ranger with an assist and posted a plus-one rating on Nov. 23 vs. MTL ... Skated in his 400th career NHL game on Dec. 14 at EDM ... Led all skaters with eight hits and recorded two shots on goal on Jan. 15 at BOS; the eight hits were tied for the most a Ranger was credited with in one game during the season ... Tallied an assist in two consecutive games for the second time in his NHL career on Feb. 28 at PHI and Mar. 2 vs. NSH ... Tallied his first goal as a Ranger on Mar. 26 at OTT ... Ranked seventh in the NHL in hits (70) in the playoffs ... Led the Rangers in penalty minutes (31), ranked second in hits, and tied for second among team forwards in blocked shots (10) ... Recorded two hits while skating in his first playoff game as a member of the Rangers in Game 1 of the First Round vs. PIT on Apr. 16 ... Tallied his first career NHL playoff assist, which was an assist on the game-winning goal, in Game 6 of the Eastern Conference Final at TBL on May 26. **2013-14:** Established career-highs in hits (247) and blocked shots (57) ... Led Pittsburgh and ranked eighth in the NHL in hits; led the Penguins in hits for the second consecutive season and led his team in hits for the third straight year ... Ranked second among forwards on the team in blocked shots ... The Penguins were 10-2-0 when he recorded a point and 4-0-0 when he tallied a goal ... Registered three points (one goal, two assists) in the first four games of the season from Oct. 3 vs. NJD to Oct. 11 at FLA ... Recorded two points (one goal, one assist), and posted a plus-two rating in 14:46 of ice time on Jan. 27 vs. BUF ... Ranked fifth on the team in hits (26) and second among team forwards in blocked shots (eight) in the playoffs. **2012-13:** Led Pittsburgh in hits (125) and penalty minutes (62) and ranked fifth among team forwards in blocked shots (21) ... Was one of six Penguins to skate in all 48 regular season games ... Was credited with three hits and one blocked shot in 13:02 of ice time in his Penguins debut on Jan. 19 at PHI ... Recorded three hits and a single-game career-high, 17 penalty minutes while skating in his 300th career NHL game on Apr. 3 at NYR ... Tallied a



power play goal, recorded four shots on goal, and was credited with a game-high six hits on Apr. 11 at TBL ... Recorded an assist and was credited with four hits on Apr. 20 at BOS ... Registered his first career playoff goal in Game 1 of the Eastern Conference Quarterfinals vs. NYI on May 1. **2011-12:** Established career-highs in games played (78), goals (five), assists (11), points (16), and shots on goal (86) ... Led the team – and ranked 10th in the NHL – in hits (246), tied for fourth on the team in games played, and ranked second among forwards on the team in blocked shots (51) ... Established single-game career-highs with two assists and three points, and tied a single-game career-high with a plus-two rating on Oct. 27 at PHI ... Skated in his 200th career NHL game on Nov. 10 vs. FLA. **2010-11:** Ranked third on Vancouver in hits (130), and third among forwards on the team in blocked shots (29) ... Vancouver posted an 8-1-0 record when he recorded a point ... Tallied the first game-winning goal of his career on Dec. 3 at CHI ... Skated in a career-high, 20 playoff games while helping the Canucks advance to the Stanley Cup Final ... Ranked 10th on the team in hits (33) in the playoffs. **2009-10:** Established career-highs in plus/minus rating (plus-five) and penalty minutes (115) ... Led the team in hits (165) and ranked fourth on the team in penalty minutes ... The Canucks were 9-1-0 when he registered a point ... Posted a plus-one rating in his debut with Vancouver on Oct. 7 vs. MTL ... Registered the first multi-point game of his career with two points (one goal, one assist) and established a single-game career-high with a plus-two rating on Nov. 14 at COL ... Tallied a goal in consecutive games for the first time in his career on Nov. 26 vs. LAK and Nov. 28 vs. EDM (two goals over the span) ... Skated in his 100th career NHL game on Mar. 2 at CBJ ... Made his NHL playoff debut in Game 3 of the Western Conference Quarterfinals at LAK on Apr. 19. **2008-09:** Was credited with five hits and recorded seven penalty minutes in three games with Florida. **2007-08:** Made his NHL debut on Nov. 12 vs. CAR ... Recorded his first career NHL point with a goal on Jan. 22 vs. OTT ... Registered his first career NHL assist on Feb. 27 vs. TOR.

AHL CAREER: 2015-16: Registered five points (two goals, three assists) in 17 games with Hartford. **2008-09:** Established AHL career-highs in games played (44), assists (nine), and points (13) ... Posted a "Gordie Howe Hat Trick" on Dec. 7 vs. Albany. **2007-08:** Established an AHL career-high in goals (six) ... Tallied his first career AHL goal on Oct. 12 at Hamilton ... Registered a three-game point streak from Mar. 26

vs. Manitoba to Mar. 29 at Grand Rapids (two goals, one assist over the span). **2006-07:** Made his AHL debut on Mar. 24 at San Antonio ... Recorded his first career AHL point with an assist and posted a plus-one rating on Mar. 25 vs. Syracuse.

COLLEGE CAREER: 2006-07: Established collegiate career-highs in assists (20), penalty minutes (92), and game-winning goals (two), and tied a career-high in points (28) ... Served as Dartmouth's captain in his senior year ... Presented with Dartmouth's McInnis Award, which is awarded to the player who best reflects the spirit, camaraderie, loyalty, and dedication to the team ... Ranked second on the team in assists and ranked fourth in points. **2005-06:** Established collegiate career-highs in goals (12), points (28), and power play goals (six) ... Served as an alternate captain in his junior season ... Ranked fourth on the team in goals and points, and tied for fourth on the team in assists ... Tied a single-game collegiate career-high with two goals and established a single-game collegiate career-high with four points on Mar. 10 vs. Yale. **2004-05:** Established collegiate career-highs in games played (33) and shorthanded goals (two) ... Led the team in shorthanded goals and tied for fourth on the team in power play goals (three). **2003-04:** Led all freshmen on the team in goals (four) and ranked second among freshmen on the team in assists (seven) and points (11) ... Tallied his first career collegiate point with an assist in his collegiate debut on Nov. 1 vs. Holy Cross ... Registered his first career collegiate goal on Dec. 13 at Maine.

EUROPEAN CAREER: 2012-13: Tallied one assist and recorded 75 penalty minutes in six games with HC Banska Bystrica of the Slovakian Extraliga.

BACKGROUND: Enjoys listening to every music genre ... His favorite hockey moment is reaching the Stanley Cup Final in 2011 with Vancouver ... His favorite hockey player growing up was Pavel Bure ... Majored in history at Dartmouth College ... Married – wife, Emily; son, Sawyer.

CAREER TRANSACTIONS: June 22, 2003 – Selected by Florida in the ninth round, 265th overall, in the 2003 NHL Entry Draft. **July 22, 2009** – Signed by Vancouver as a free agent. **July 2, 2011** – Signed by Winnipeg as a free agent. **July 1, 2012** – Signed by Pittsburgh as a free agent. **July 1, 2014** – Signed by the Rangers as a free agent.

CAREER STATISTICS

SEASON	TEAM	LEAGUE	REGULAR SEASON					PLAYOFFS				
			GP	G	A	PTS	PIM	GP	G	A	PTS	PIM
2000-01	Yorkton	SMHL	39	31	29	60	120	4	3	1	4	10
2001-02	Penticton	BCHL	57	11	28	39	171	-	-	-	-	-
2002-03	Penticton	BCHL	32	15	25	40	108	-	-	-	-	-
	Nanaimo	BCHL	18	8	14	22	46	-	-	-	-	-
2003-04	Dartmouth	NCAA	26	4	7	11	18	-	-	-	-	-
2004-05	Dartmouth	NCAA	33	7	8	15	32	-	-	-	-	-
2005-06	Dartmouth	NCAA	33	12	16	28	56	-	-	-	-	-
2006-07	Dartmouth	NCAA	32	8	20	28	92	-	-	-	-	-
	Rochester	AHL	4	0	1	1	5	-	-	-	-	-
2007-08	Panthers	NHL	41	1	1	2	39	-	-	-	-	-
	Rochester	AHL	43	6	5	11	84	-	-	-	-	-
2008-09	Panthers	NHL	3	0	0	0	7	-	-	-	-	-
	Rochester	AHL	44	4	9	13	100	-	-	-	-	-
2009-10	Canucks	NHL	67	4	7	11	115	4	0	0	0	0
2010-11	Canucks	NHL	73	3	7	10	72	20	0	0	0	18
2011-12	Jets	NHL	78	5	11	16	73	-	-	-	-	-
2012-13	Penguins	NHL	48	1	1	2	62	5	1	0	1	4
	HC '05 Banska Bystrica	Slovakia	6	0	1	1	75	-	-	-	-	-
2013-14	Penguins	NHL	67	4	9	13	90	8	0	0	0	4
2014-15	RANGERS	NHL	66	1	5	6	98	19	0	1	1	31
2015-16	RANGERS	NHL	57	4	3	7	66	4	0	0	0	4
	Hartford	AHL	17	2	3	5	23	-	-	-	-	-
NHL TOTALS			500	23	44	67	622	60	1	1	2	61
NYR TOTALS			123	5	8	13	164	23	0	1	1	35

STATISTICAL BREAKDOWN

SEASON	PPG	SHG	GWG	+/-	S	S%	TF	F%	H	BS	MIN
2007-08	0	0	0	-5	11	9.1	2	0.0	29	5	4:25
2008-09	0	0	0	E	1	0.0	1	100.0	5	1	6:45
2009-10	0	0	0	5	52	7.7	18	16.7	165	19	10:28
2010-11	0	0	1	-5	45	6.7	62	40.3	130	29	8:55
2011-12	0	0	1	-12	86	5.8	73	39.7	246	51	13:25
2012-13	1	0	0	-11	38	2.6	51	43.1	125	21	10:04
2013-14	0	0	0	-8	56	7.1	19	47.4	247	57	11:47
2014-15	0	0	0	-12	53	1.9	21	33.3	213	32	10:14
2015-16	0	0	0	-3	49	8.2	20	30.0	224	18	10:17
TOTALS	1	0	2	-51	391	5.9	267	38.2	1,384	233	10:16

SCORING VS. NHL

TEAM	GP	G	A	PTS
ANA	13	0	3	3
ARI	13	1	0	1
BOS	18	0	2	2
BUF	19	2	2	4
CGY	15	1	1	2
CAR	26	2	2	4
CHI	14	1	2	3
COL	17	2	5	7
CBJ	18	0	1	1
DAL	15	0	0	0
DET	14	0	1	1
EDM	21	1	0	1
FLA	15	1	1	2
LAK	13	2	0	2
MIN	16	0	1	1
MTL	20	1	1	2
NSH	13	0	2	2
NJD	22	0	2	2
NYI	23	1	1	2
NYR	15	0	0	0
OTT	19	3	3	6
PHI	23	1	4	5
PIT	13	1	2	3
SJS	10	0	2	2
STL	14	1	2	3
TBL	17	2	1	3
TOR	19	0	1	1
VAN	7	0	0	0
WSH	26	0	2	2
WPG	12	0	0	0
TOTALS	500	23	44	67

CAREER HIGHLIGHTS

CAREER HIGHS (LAST TIME)

GOALS	1 (23x), 3/21/16 vs. FLA
ASSISTS	2, 10/27/11 at PHI
POINTS	3, 10/27/11 at PHI (1G-2A)
PIM	17, 4/3/13 at NYR
SHOTS	4 (10x), 3/27/16 vs. PIT
GOAL STREAK	2 (2x), 1/27/14 - 1/30/14 (2)
ASSIST STREAK	2 (2x), 2/28/15 - 3/2/15 (2)
POINT STREAK	2 (5x), 2/28/15 - 3/2/15 (2A)

NHL FIRSTS

GAME	11/12/07 vs. CAR
GOAL	1/22/08 vs. OTT (Emery)
ASSIST	2/27/08 vs. TOR



MICHAEL GRABNER

RIGHT WING

40

HEIGHT 6'1" WEIGHT 185 SHOOTS LEFT BORN OCT 5, 1987 BIRTHPLACE VILLACH, AUSTRIA

CAREER HIGHLIGHTS: 2015-16: Established a career-high in games played (80); ranked second on the Maple Leafs – and led Toronto forwards – in games played ... Ranked sixth in the NHL – and ranked second among NHL forwards – in shorthanded ice time (248:29); was on the ice for only 22 power play goals against in 248:29 of shorthanded ice time ... Was one of three Maple Leafs who recorded a shorthanded goal and tied for second on Toronto in game-winning goals (two) ... Established single-game career-highs with four points (two goals, two assists) and a plus-four rating on Dec. 19 vs. LAK ... Registered his 100th career NHL goal, which was the game-winning goal, on Dec. 27 at NYI; became the second Austrian-born player in NHL history to tally 100 career goals ... Tallied two points (one goal, one assist) and posted a plus-two rating on Jan. 2 vs. STL ... Posted a three-game point streak from Mar. 13 at DET to Mar. 17 vs. FLA (one goal, two assists). **2014-15:** Registered a goal in back-to-back games on Dec. 6 vs. STL and Dec. 9 at MIN ... Posted a plus-one rating while skating in his 300th career NHL game on Feb. 5 at PHI ... Notched two assists and posted a plus-two rating on Feb. 19 vs. NSH ... Tallied one assist and posted a plus-one rating in two playoff contests. **2013-14:** Tied for fifth in the NHL – and tied for first on the Islanders – in shorthanded goals (three), tied for second on the Islanders in shorthanded points (three), and tied for fourth in game-winning goals (two) ... Led the Islanders with two overtime goals ... Registered three points (two goals, one assist) in the Islanders' season opener on Oct. 4 at NJD ... Established a single-game career-high with three assists and posted a plus-two rating on Oct. 8 vs. PHX ... Registered two goals, including a shorthanded goal, and posted a plus-two rating on Dec. 20 at NYR ... Recorded two shorthanded goals on Feb. 27 vs. TOR. **2012-13:** Tied his career-high in game-winning goals (three) ... Ranked second on the Islanders in goals (16) and game-winning goals, tied for the team lead in shorthanded goals (one) and shorthanded points (one), ranked third in shots on goal (108), and tied for fourth in power play goals (two) and plus/minus rating (plus-four)



... Tallied three points (two goals, one assist), including his 100th career NHL points, and posted a plus-three rating on Jan. 24 at TOR ... Posted a three-game goal/point streak from Mar. 3 vs. OTT to Mar. 7 vs. NYR (three goals) ... Skated in his 200th career NHL game on Mar. 10 at PIT ... Registered two goals, including the game-winning goal, on Apr. 16 vs. FLA ... Established playoff career-highs in assists (three) and points (four), and tied his playoff career-high in plus/minus rating (plus-two) ... Tied for the team lead in assists and plus/minus rating, and tied for third on the Islanders in points in the playoffs ... Recorded his first career NHL playoff assist in Game 3 of the Eastern Conference Quarterfinals vs. PIT on May 5 ... Registered two points (one goal, one assist) and posted a plus-two rating in Game 6 vs. PIT on May 11. **2011-12:** Tied his career-high in game-winning goals (three) ... Ranked second on the Islanders in shorthanded goals (one), ranked third in game-winning goals and shots on goal (174), and ranked fourth in goals (20) ... Was on the ice for only nine power play goals against in 131:40 of shorthanded ice time ... Skated in his 100th career NHL game on Oct. 15 vs. NYR ... Tallied three points (one goal, two assists) on Nov. 23 vs. PHI ... Posted two consecutive multi-point games on Apr. 5 vs. WPG and Apr. 7 at CBJ (three goals, one assist). **2010-11:** Established career-highs in goals (34), assists (18), points (52), plus/minus rating (plus-13), shorthanded goals (six), shorthanded points (seven), game-winning goals (three), and shots on goal (228) ... Was a finalist for the Calder Trophy as the NHL's Rookie of the Year and was selected to the NHL All-Rookie Team ... Ranked second in the NHL in shorthanded goals, tied for second in the NHL in shorthanded points, and tied for eighth in the NHL in goals and even strength goals (26) ... Led NHL rookies in goals, shorthanded goals, and shorthanded points, ranked second in shots on goal, and ranked third in points ... Led the Islanders in goals, tied for the team lead in plus/minus rating, ranked second in shorthanded goals and shorthanded points, and ranked fourth in points ... Tallied a point in 14 games over a 16-game span from Jan. 13



vs. OTT to Feb. 15 at OTT, recording 23 points (16 goals, seven assists) over the span ... Established a career-high with a six-game point streak from Jan. 13 vs. OTT to Jan. 23 vs. BUF ... Participated in the 2011 NHL SuperSkills competition as part of the NHL's All-Star Weekend, and won the fastest skater competition (14.238 seconds) ... Selected as the NHL's Rookie of the Month in February, as he registered 16 points (10 goals, six assists) in 14 games ... Established a career-high with a six-game goal streak and tied a career-high with a six-game point streak from Feb. 5 vs. OTT to Feb. 15 at OTT (10 goals, three assists) ... Established a career-high with a three-game assist streak from Mar. 18 at CAR to Mar. 22 at TBL. **2009-10:** Tallied his first career NHL assist/point while making his NHL debut on Oct. 16 at CGY ... Registered his first career NHL goal on Oct. 21 at CHI ... Tallied his first career NHL hat trick on Apr. 2 at ANA ... Established playoff career-highs in games played (nine) and plus/minus rating (plus-two) ... Made his NHL playoff debut in Game 2 of the Western Conference Quarterfinals vs. LAK on Apr. 17 ... Recorded his first career NHL playoff goal/point in Game 1 of the Western Conference Semifinals at CHI on May 1.

AHL CAREER: 2009-10: Registered 26 points (15 goals, 11 assists) in 38 games with Manitoba ... Posted a five-game goal/point streak from Feb. 12 vs. Toronto to Feb. 19 at Rochester. **2008-09:** Established AHL career-highs in goals (30), points (48), plus/minus rating (plus-22), and shots on goal (238) ... Tied for the team lead in goals, ranked second on Manitoba in plus/minus rating, and ranked third in points ... Established AHL playoff career-highs in games played (20), goals (10), assists (seven), points (17), and plus/minus rating (plus-11) while helping Manitoba advance to the Calder Cup Finals ... Led Manitoba in goals and plus/minus rating in the playoffs. **2007-08:** Established AHL career-highs in games played (74) and assists (22) ... Tied for the team lead in goals (22) ... Led Manitoba with three goals in six playoff contests. **2006-07:** Made his AHL debut on Apr. 13 vs. Toronto ... Registered two points (one goal, one assist), including his first career AHL goal, assist, and point, on Apr. 14 vs. Toronto ... Skated in six playoff contests.

JUNIOR CAREER: 2006-07: Established WHL career-highs in goals (39), assists (16), points (55), shorthanded goals (four), and game-winning goals (four) ... Led Spokane in goals and shorthanded goals, tied for second in game-winning goals, and ranked third in points ... Recorded one assist in six playoff games. **2005-06:** Led Spokane in goals (36), tied for

the team lead in shorthanded goals (three), and tied for second in points (50) and power play goals (five) ... Participated in the CHL Top Prospects Game. **2004-05:** Registered 24 points (13 goals, 11 assists) in 58 games with Spokane during his rookie season in the WHL.

EUROPEAN CAREER: 2012-13: Tallied 19 points (10 goals, nine assists) in 17 games with EC Villacher SV in the Erste Bank Eishockey Liga (EBEL). **2003-04:** Tallied three points (two goals, one assist) in 18 games with EC Villacher SV ... Recorded 37 points (32 goals, five assists) in 23 games with EC Villacher SV U20. **2002-03:** Notched 10 points (six goals, four assists) in 13 games with EC Villacher SV U20.

INTERNATIONAL CAREER: 2014: Registered six points (five goals, one assist) in four games while representing Austria at the 2014 Winter Olympics in Sochi, Russia ... Tied for first among all skaters in goals in the tournament. **2012:** Recorded four assists and a plus-two rating in five games while helping Austria earn a silver medal at the 2012 IIHF World Championship Division I. **2009:** Recorded five goals in three games during Olympic Qualification contests for participation in the 2010 Winter Olympics. **2005:** Tallied three points (one goal, two assists) in four games while helping Austria earn a bronze medal at the 2005 IIHF World Junior Championship Division I ... Registered five points (four goals, one assist) in four games while representing Austria at the 2005 IIHF World U18 Championship Division I. **2004:** Recorded four points (three goals, one assist) and a plus-three rating in five games while representing Austria at the 2004 IIHF World U18 Championship Division I.

BACKGROUND: Lists Wayne Gretzky and Jari Kurri as his favorite players as a kid ... His greatest passion besides hockey is golf ... His first job was working in a sports store at age 14 ... Married - wife, Heather; son, Aiden; daughter, Olivia.

CAREER TRANSACTIONS: June 24, 2006 - Selected by Vancouver in the first round, 14th overall, of the 2006 NHL Entry Draft. **June 25, 2010** - Acquired by Florida, along with Steve Bernier and a first round pick in the 2010 NHL Entry Draft (Quinton Howden), in exchange for Keith Ballard and Victor Oreskovich. **October 5, 2010** - Claimed off waivers by the NY Islanders. **September 17, 2015** - Acquired by Toronto in exchange for Taylor Beck, Carter Verhaeghe, Matt Finn, Tom Nilsson, and Christopher Gibson. **July 1, 2016** - Signed by the Rangers as a free agent.

CAREER STATISTICS

SEASON	TEAM	LEAGUE	REGULAR SEASON					PLAYOFFS				
			GP	G	A	PTS	PIM	GP	G	A	PTS	PIM
2002-03	EC Villacher SV U20	Austria-U20	13	6	4	10	4	-	-	-	-	-
2003-04	EC Villacher SV U20	Austria-U20	23	32	5	37	58	-	-	-	-	-
	EC Villacher SV	EBEL	18	2	1	3	0	-	-	-	-	-
2004-05	Austria	WJ18-DI	5	3	1	4	4	-	-	-	-	-
	Spokane	WHL	58	13	11	24	18	-	-	-	-	-
	Austria	WJ18-DI	4	4	1	5	29	-	-	-	-	-
	Austria	WJC-DI	4	1	2	3	2	-	-	-	-	-
2005-06	Spokane	WHL	67	36	14	50	28	-	-	-	-	-
2006-07	Spokane	WHL	55	39	16	55	34	6	0	1	1	2
	Manitoba	AHL	2	1	1	2	0	6	0	0	0	0
2007-08	Manitoba	AHL	74	22	22	44	8	6	3	0	3	2
2008-09	Manitoba	AHL	66	30	18	48	20	20	10	7	17	2
	Austria	Oly-Q	3	5	0	5	0	-	-	-	-	-
2009-10	Canucks	NHL	20	5	6	11	8	9	1	0	1	0
	Manitoba	AHL	38	15	11	26	6	-	-	-	-	-
2010-11	Islanders	NHL	76	34	18	52	10	-	-	-	-	-
2011-12	Islanders	NHL	78	20	12	32	12	-	-	-	-	-
	Austria	WC-DI	5	0	4	4	0	-	-	-	-	-
2012-13	Islanders	NHL	45	16	5	21	12	6	1	3	4	0
	EC Villacher SV	EBEL	17	10	9	19	2	-	-	-	-	-
2013-14	Islanders	NHL	64	12	14	26	12	-	-	-	-	-
	Austria	Olympics	4	5	1	6	0	-	-	-	-	-
2014-15	Islanders	NHL	34	8	5	13	4	2	0	1	1	2
2015-16	Maple Leafs	NHL	80	9	9	18	12	-	-	-	-	-
NHL TOTALS			397	104	69	173	70	17	2	4	6	2

STATISTICAL BREAKDOWN

SEASON	PPG	SHG	GWG	+/-	S	S%	TF	F%	H	BS	MIN
2009-10	2	0	1	2	63	7.9	2	50.0	9	1	13:54
2010-11	2	6	3	13	228	14.9	6	33.3	22	26	15:04
2011-12	1	1	3	-18	174	11.5	5	60.0	16	30	15:32
2012-13	2	1	3	4	108	14.8	22	45.5	16	19	14:47
2013-14	0	3	2	-10	137	8.8	15	46.7	68	25	14:11
2014-15	0	0	0	4	63	12.7	2	0.0	62	21	12:56
2015-16	0	1	2	-4	116	7.8	13	23.1	41	55	14:28
TOTALS	7	12	14	-9	889	11.7	65	40.0	234	177	14:37

CAREER HIGHLIGHTS

CAREER HIGHS (LAST TIME)

GOALS	3 (2x), 2/13/11 at BUF	SHOTS	9, 3/18/11 at CAR
ASSISTS	3, 10/8/13 vs. PHX	GOAL STREAK	6, 2/5/11 - 2/15/11 (10)
POINTS	4, 12/19/15 vs. LAK (2G-2A)	ASSIST STREAK	3, 3/18/11 - 3/22/11 (3)
PIM	4, 10/25/09 vs. EDM	POINT STREAK	6 (2x), 2/5/11 - 2/15/11 (10G-3A)

SCORING VS. NHL

TEAM	GP	G	A	PTS
ANA	10	3	1	4
ARI	8	1	4	5
BOS	20	6	2	8
BUF	16	9	4	13
CGY	8	1	2	3
CAR	19	5	3	8
CHI	9	2	1	3
COL	8	3	0	3
CBJ	9	2	4	6
DAL	7	1	0	1
DET	11	3	0	3
EDM	9	1	3	4
FLA	18	4	3	7
LAK	9	3	4	7
MIN	8	1	1	2
MTL	16	4	1	5
NSH	8	0	3	3
NJD	21	5	3	8
NYI	3	1	0	1
NYR	25	4	0	4
OTT	17	3	3	6
PHI	25	7	5	12
PIT	25	8	4	12
SJS	8	2	0	2
STL	8	3	3	6
TBL	16	6	3	9
TOR	15	7	5	12
VAN	7	0	1	1
WSH	19	2	3	5
WPG	15	7	3	10
TOTALS	397	104	69	173

NHL AWARDS

NHL All-Rookie Team, 2010-11

NHL FIRSTS

GAME 10/16/09 at CGY

GOAL 10/21/09 at CHI (Niemi)

ASSIST 10/16/09 at CGY

CAREER HAT TRICKS (2)

DATE	OPPONENT	GOALTENDER
4/2/10	at ANA	McElhinney
2/13/11	at BUF	Miller

CAREER PENALTY SHOTS (8)

DATE	OPPONENT	GOALTENDER (RESULT)
2/11/11	PIT	Johnson (Save)
11/25/11	NJD	Hedberg (Save)
1/12/12	PHI	Bobrovsky (Save)
4/5/12	WPG	Mason (Goal)
2/28/13	TOR	Reimer (Save)
2/4/14	at WSH	Neuvirth (Save)
11/14/15	VAN	Miller (Save)
12/22/15	at ARI	Domingue (Save)



KEVIN HAYES

CENTER

13

HEIGHT 6'5" WEIGHT 215 SHOOTS LEFT BORN MAY 8, 1992 BIRTHPLACE DORCHESTER, MA

CAREER HIGHLIGHTS: 2015-16: Established career-highs in game-winning goals (three), power play goals (three), and shots on goal (133), and tied his career-high in games played (79) ... Tied for fifth on the Rangers in even strength assists (19), ranked sixth in primary assists (14), and tied for sixth in assists (22), power play goals, and even strength points (30) ... Ranked sixth on the Rangers in assists per 60 minutes of ice time (1.22) ... The Rangers posted an 18-6-6 record in games which he tallied a point, including an 8-3-3 record in games which he registered a goal ... Posted a three-game point streak over the first three games of the season from Oct. 7 at CHI to Oct. 10 vs. CBJ (one goal, two assists) ... Recorded the game-winning goal and tied for the game-high with four shots on goal on Oct. 9 at CBJ ... Tallied a point in eight games over a 10-game span from Oct. 22 vs. ARI to Nov. 14 at OTT (four goals, five assists over the span) ... Registered a three-game point streak from Oct. 22 vs. ARI to Oct. 25 vs. CGY (one goal, two assists) ... Tallied the game-winning goal on Oct. 22 vs. ARI ... Notched two points (one goal, one assist) and posted a plus-two rating on Nov. 3 vs. WSH ... Registered two points (one goal, one assist) while skating in his 100th career NHL game on Nov. 23 vs. NSH ... Tallied two points (one goal, one assist) and posted a plus-two rating on Jan. 9 vs. WSH ... Notched at least one point in six games over an eight-game span from Feb. 10 at PIT to Feb. 25 at STL (four goals, four assists) ... Recorded a goal in two consecutive games on Feb. 10 at PIT and Feb. 12 vs. LAK ... Notched the game-winning goal on Feb. 10 at PIT ... Registered two points (one goal, one assist) on Feb. 12 vs. LAK ... Tallied two points (one goal, one assist) on Feb. 17 vs. CHI ... Posted a three-game point streak from Feb. 21 vs. DET to Feb. 25 at STL (one goal, two assists) ... Tallied four points (two goals, two assists) in his final six games, including two goals in his final four games ... Tied a single-game career-high with two assists on Mar. 27 vs. PIT ... Skated in three playoff games. **2014-15:** Led all NHL rookies in primary assists (25), ranked second in shooting percentage (15.3%), tied for third

in plus/minus rating (plus-15), ranked fifth in points (45), tied for fifth in assists (28), and ranked sixth in goals (17) ... Led the Rangers in shooting percentage and tied for fifth in goals ... Recorded one shot on goal in 14:17 of ice time while making his NHL debut in the Rangers' home opener on Oct. 12 vs. TOR ... Tallied his first career NHL point with a goal on Oct. 19 vs. SJS ... Recorded his first career NHL assist and posted a plus-one rating on Oct. 21 at NJD ... Posted a three-game point streak from Nov. 9 vs. EDM to Nov. 13 vs. COL ... Registered a five-game point streak from Nov. 29 vs. PHI to Dec. 13 at VAN ... Posted a five-game point streak from Feb. 7 at NSH to Feb. 14 at ARI, including a season-high three-game goal streak from Feb. 10 at TOR to Feb. 14 at ARI ... Notched his first career shorthanded goal on Feb. 14 at ARI; became the first Ranger rookie to tally a power play goal and a shorthanded goal in the same season since Mikael Samuelsson in 2001-02 ... Posted a four-game point streak from Mar. 21 at CAR to Mar. 26 at OTT ... Tallied his 40th point of the season on Apr. 6 vs. CBJ; became the fourth Ranger since 2000-01 to notch at least 40 points in his rookie season ... Tied for first among NHL rookies in primary assists (five) and game-winning goals (one), ranked second in power play points (three), tied for second in assists (five), power play assists (two), and takeaways (nine), and tied for third in points (seven) and power play goals (one) in the playoffs ... Tied for the team lead in primary assists in the playoffs ... Tallied his first career NHL playoff goal/point by tallying the game-winning goal in overtime in Game 4 of the First Round at PIT on Apr. 22; became the first Rangers rookie to tally a playoff OT goal on the road in franchise history ... Registered his first career NHL playoff assist in Game 1 of the Second Round vs. WSH on Apr. 30 ... Tallied a power play goal in Game 7 vs. WSH on May 13; became the second Rangers rookie to tally a goal in Game 7 of a playoff series, and the first to do so since Muzz Patrick in the Semifinals in 1939 against BOS.

COLLEGE CAREER: 2013-14: Named a finalist for the Hobey Baker Award as the top player in



collegiate hockey ... Named to the NCAA East First All-American Team and Hockey East's First All-Star Team ... Established collegiate career-highs in goals (27), assists (38), points (65), plus/minus rating (plus-34), power play goals (six), and game-winning goals (six) ... Ranked second in the nation in points, third in plus/minus rating, fourth in assists, and fifth in goals ... Ranked second on Boston College in goals, points, game-winning goals, and shots on goal (140), tied for second in power play goals, and ranked third in assists and plus/minus rating ... Tallied a career-high, 12-game point streak from November 29 vs. Holy Cross to January 25 at Penn State (13 goals, 14 assists over the span) ... Registered his first career hat trick and recorded a single-game career-high with five points on Jan. 18 vs. Maine ... Finished the season with five consecutive multi-point games, including a four-point effort (two goals, two assists) in the Northeast Regional Semifinal vs. Denver on Mar. 29.

2012-13: Tied for third on Boston College in assists (19), tied for fourth in power play goals (four), and tied for fifth in points (25) ... Tallied seven multi-point games, including three multi-point performances ... Recorded a single-game career-high, three assists on two occasions – Dec. 1 vs. Boston University and Jan. 19 at Northeastern.

2011-12: Established a career-high in games played (44) ... Tied for fifth on Boston College in assists (21), power play goals (three), and game-winning goals (three) while helping the Eagles win the National Championship ... Tallied a nine-game point streak from Oct. 14 vs. Denver to Nov. 11 vs. Northeastern, including a six-game assist streak from Oct. 14 vs. Denver to Oct. 29 vs. UMass-Lowell ... Registered an assist in the National Champion-

ship Game on Apr. 7 vs. Ferris State. **2010-11:** Led freshmen on the team in power play goals (two), tied for first among team freshmen in assists (10), and ranked second in goals (four) and points (14) ... Made his collegiate debut on Oct. 9 at Northeastern ... Tallied his first career collegiate goal and assist as part of a two-point effort on Oct. 15 at Denver.

USHL CAREER: 2009-10: Registered two goals in two games with the United States U-18 National Development Team (USDP).

HIGH SCHOOL CAREER: 2009-10: Tallied 69 points (25 goals, 44 assists) in 29 games with Noble & Greenough School. **2008-09:** Registered 55 points (28 goals, 27 assists) in 23 games with Noble & Greenough School. **2007-08:** Recorded 13 points (eight goals, five assists) in 29 games with Noble & Greenough School.

INTERNATIONAL CAREER: 2014: Registered two points (one goal, one assist) in eight games while representing the United States at the 2014 IIHF World Championship.

BACKGROUND: Nickname is "Hazy" ... His brother, Jimmy, plays for the Boston Bruins; the two were teammates at Boston College for one season ... Two of his cousins are former NHL players Keith Tkachuk and Tom Fitzgerald ... Received a degree in communications from Boston College ... If he wasn't playing hockey, he would be a police officer ... Single.

CAREER TRANSACTIONS: June 25, 2010 – Selected by Chicago in the first round, 24th overall, of the 2010 NHL Entry Draft. **August 20, 2014 –** Signed by the Rangers as a free agent.

CAREER STATISTICS

SEASON	TEAM	LEAGUE	REGULAR SEASON					PLAYOFFS				
			GP	G	A	PTS	PIM	GP	G	A	PTS	PIM
2007-08	Noble & Greenough School	HIGH-MA	29	8	5	13	2	-	-	-	-	-
2008-09	Noble & Greenough School	HIGH-MA	23	28	27	55	15	-	-	-	-	-
2009-10	Cape Cod	MINOR-MA	25	21	30	51	-	-	-	-	-	
	Noble & Greenough School	HIGH-MA	29	25	44	69	8	-	-	-	-	
	U.S. Nat'l Team U-18	USDP	2	2	0	2	0	-	-	-	-	
2010-11	Boston College	NCAA	31	4	10	14	8	-	-	-	-	
2011-12	Boston College	NCAA	44	7	21	28	10	-	-	-	-	
2012-13	Boston College	NCAA	27	6	19	25	14	-	-	-	-	
2013-14	Boston College	NCAA	40	27	38	65	16	-	-	-	-	
	United States	WC	7	1	1	2	0	-	-	-	-	
2014-15	RANGERS	NHL	79	17	28	45	22	19	2	5	7	2
2015-16	RANGERS	NHL	79	14	22	36	30	3	0	0	0	4
NHL/NYR TOTALS			158	31	50	81	52	22	2	5	7	6

STATISTICAL BREAKDOWN

SEASON	PPG	SHG	GWG	+/-	S	S%	TF	F%	H	BS	MIN
2014-15	1	1	1	15	111	15.3	681	36.3	57	33	13:02
2015-16	3	0	3	4	133	10.5	381	35.9	59	23	13:39
TOTALS	4	1	4	19	244	12.7	1,062	36.2	116	56	13:21

SCORING VS. NHL

TEAM	GP	G	A	PTS
ANA	4	0	2	2
ARI	4	3	2	5
BOS	6	0	0	0
BUF	6	1	2	3
CGY	4	1	3	4
CAR	9	0	4	4
CHI	4	1	2	3
COL	4	2	3	5
CBJ	7	2	2	4
DAL	4	1	1	2
DET	6	1	2	3
EDM	4	0	1	1
FLA	5	1	0	1
LAK	4	3	2	5
MIN	3	0	0	0
MTL	6	0	1	1
NSH	4	1	2	3
NJD	8	2	3	5
NYI	9	1	2	3
NYR	-	-	-	-
OTT	6	1	3	4
PHI	9	0	2	2
PIT	8	2	3	5
SJS	4	1	0	1
STL	3	1	1	2
TBL	4	1	0	1
TOR	6	1	0	1
VAN	4	0	1	1
WSH	9	4	5	9
WPG	4	0	1	1
TOTALS	158	31	50	81

CAREER HIGHLIGHTS

CAREER HIGHS (LAST TIME)

GOALS	1 (3ix), 4/9/16 vs. DET
ASSISTS	2 (7x), 3/27/16 vs. PIT
POINTS	3 (2x), 4/7/15 at NJD (1G-2A)
PIM	10, 2/8/16 vs. NJD
SHOTS	6, 11/3/14 vs. STL
GOAL STREAK	3, 2/10/15 - 2/14/15 (3)
ASSIST STREAK	2 (5x), 11/3/15 - 11/6/15 (2)
POINT STREAK	5 (2x), 2/7/15 - 2/14/15 (3G-4A)

NHL FIRSTS

GAME	10/12/14 vs. TOR
GOAL	10/19/14 vs. SJS (Stalock)
ASSIST	10/21/14 at NJD

CAREER SHOOTOUTS

GOALS	SHOTS	SHOT%	GDG
0	1	0.0	0



NICK HOLDEN

DEFENSEMAN

22

HEIGHT 6'4" WEIGHT 214 SHOOTS LEFT BORN MAY 15, 1987 BIRTHPLACE ST. ALBERT, AB

CAREER HIGHLIGHTS: 2015-16: Established career-highs in games played (82), assists (16), average ice time (21:52), hits (217), blocked shots (118), and shots on goal (98) ... Was one of six NHL defensemen who registered at least 200 hits and 100 blocked shots ... Was one of five Avalanche players – and one of two Colorado defensemen – who skated in each of the team's 82 games ... Ranked second on the Avalanche in hits, ranked third in blocked shots and average shorthanded ice time (2:20), and ranked fourth in average ice time ... Led Avalanche defensemen in hits, tied for second among Colorado defensemen in even strength assists (15), and tied for third among team defensemen in assists ... Was credited with three or more hits in 41 of 82 games, including four or more hits in 27 contests ... Recorded at least three blocked shots in 17 games ... Logged at least 25:00 of ice time in 10 games; Colorado posted a 6-3-1 record in those contests ... Established single-game career-highs with two assists and a plus-three rating on Oct. 16 at ANA ... Recorded an assist in back-to-back games on Nov. 1 vs. SJS to Nov. 3 vs. CGY ... Tallied two assists and posted a plus-three rating on Nov. 10 at PHI ... Registered a goal, was credited with six hits, and posted a plus-three rating on Nov. 30 at NYI ... Notched a goal and tied single-game career-highs with nine hits and a plus-three rating in 22:24 of ice time on Dec. 19 vs. EDM ... Established career-highs with a three-game assist/point streak from Jan. 6 vs. STL to Jan. 10 at CHI (four assists over the span) ... Skated in a single-game career-high 28:52 of ice time on Jan. 22 vs. STL ... Skated in his 200th career NHL game on Feb. 20 at EDM. **2014-15:** Tied career-highs in game-winning goals (two) and power play goals (two) ... Ranked fifth on the Avalanche in average ice time (19:48), hits (156), and blocked shots (96) ... Tied for first among Avalanche defensemen in game-winning goals, tied for second among Colorado defensemen in power play goals and power play points (six), and tied for third among Avalanche defensemen in goals (five) ... Notched an assist in back-to-back games on Oct. 21 vs. FLA and Oct. 24 vs. VAN ... Skated in his 100th career NHL game on Jan. 12 at WSH ... Recorded the game-winning goal on Jan. 15 at FLA ... Established a single-game career-



high with six blocked shots on Mar. 4 vs. PIT. **2013-14:** Established career-highs in goals (10), points (25), plus/minus rating (plus-12), game-winning goals (two), power play goals (two), power play assists (five), and power play points (seven) ... Ranked fifth on Colorado in plus/minus rating, tied for fifth in average ice time (18:40) ... Ranked second among Avalanche defensemen in goals and plus/minus rating, and tied for second in power play goals and game-winning goals ... Made his debut with Colorado on Nov. 1 at DAL ... Recorded his first career NHL goal/point, which was also his first career NHL game-winning goal, on Nov. 10 vs. WSH ... Tallied his first career NHL assist on Nov. 14 at STL ... Established career-highs with two goals, three points, five shots on goal, and nine hits on Jan. 18 at NSH; posted his first career multi-goal game in the NHL ... Registered two goals, including his first career NHL power play goal, on Mar. 2 vs. TBL ... Tallied his first career NHL shorthanded assist/point on Mar. 29 vs. SJS ... Registered four points (three goals, one assist) and a plus-two rating in seven playoff games ... Led Colorado in power play goals (two), tied for the team lead in power play points (two), tied for second in goals, tied for fourth in plus/minus rating, and tied for fifth in points in the playoffs ... Made his NHL playoff debut in Game 1 of the First Round vs. MIN on Apr. 17 ... Tallied his first career NHL playoff assist/point in Game 2 vs. MIN on Apr. 19 ... Posted a three-game goal/point streak from Game 5 vs. MIN on Apr. 26 to Game 7 vs. MIN on Apr. 30 ... Registered his first career NHL playoff goal and posted a plus-two rating in Game 5 vs. MIN on Apr. 26. **2012-13:** Skated in two games with Columbus ... Posted a plus-two rating on Feb. 7 vs. CGY. **2010-11:** Skated in five games with Columbus ... Was credited with three blocked shots and posted a plus-one rating while making his NHL debut on Oct. 20 vs. ANA ... Registered four blocked shots in 24:26 of ice time on Oct. 28 vs. EDM.

AHL CAREER: 2012-13: Established AHL career-highs in games played (73), goals (nine), assists (30), points (39), and plus/minus rating (plus-24) ... Ranked sixth in the AHL in plus/minus rating ... Ranked fourth among AHL defensemen in plus/minus rating,



tied for eighth among AHL defensemen in points, tied for 10th in assists, and tied for 12th in goals ... Led Springfield in plus/minus rating, ranked third in assists, and ranked fourth in points ... Received Springfield's Al Lawrence Best Defensive Player Award and Jim Denver Good Guy Award ... Named Springfield's IOA/American Specialty AHL Man of the Year Award winner ... Established single-game AHL career-highs with four assists and four points on Apr. 6 at Worcester ... Tallied three assists in eight playoff games. **2011-12:** Tallied nine points (three goals, six assists) in 25 games with Springfield ... Notched an assist and posted a plus-three rating on Nov. 11 vs. Portland. **2010-11:** Tallied at least 20 points for the third straight season (25; four goals and 21 assists) ... Tied for fifth on Springfield – and ranked second among Falcons defensemen – in assists ... Posted two, four-game assist/point streaks. **2009-10:** Ranked second among Syracuse defensemen in points (23; six goals and 17 assists) ... Registered a goal in back-to-back games on Mar. 5 vs. Wilkes-Barre/Scranton and Mar. 6 vs. Portland. **2008-09:** Ranked second among Syracuse defensemen in assists (18) and points (22). **2007-08:** Posted a plus-one rating while making his AHL debut on Apr. 6 at Rochester.

JUNIOR CAREER: 2007-08: Established WHL career-highs in games played (70), goals (22), assists (38), and points (60) ... Led WHL defensemen in goals and power play goals (14), tied for first in game-winning goals (five),

ranked third in points and power play points (37), and ranked ninth in assists ... Recorded four points (one goal, three assists) in four playoff games. **2006-07:** Ranked fourth on Chilliwack in assists (23) and ranked fifth in points (31) ... Led Bruins defensemen in goals (eight), assists, and points ... Recorded two points (one goal, one assist) in five playoff contests.

JUNIOR A CAREER: 2005-06: Split the season between the Camrose Kodiaks and the Sherwood Park Crusaders of the Alberta Junior Hockey League (AJHL) ... Registered 30 points (seven goals, 23 assists) in 57 games during the season; tallied 13 points (five goals, eight assists) in 29 games with Camrose and 17 points (two goals, 15 assists) in 28 contests with Sherwood Park. **2004-05:** Skated in four games with the Camrose Kodiaks.

BACKGROUND: Lists juggling as his hidden talent ... Grew up in the same town as Mark Messier and Jarome Iginla ... Began a plumbing apprenticeship for one year when he was 18 before devoting all of his efforts to hockey ... Married – wife, Angela; sons, Parker and Carter; daughter, Noa.

CAREER TRANSACTIONS: March 28, 2008 – Signed by Columbus as an undrafted free agent. **July 5, 2013** – Signed by Colorado as a free agent. **June 25, 2016** – Acquired by the Rangers in exchange for a fourth round pick in the 2017 NHL Entry Draft.

CAREER STATISTICS

SEASON	TEAM	LEAGUE	REGULAR SEASON					PLAYOFFS				
			GP	G	A	PTS	PIM	GP	G	A	PTS	PIM
2004-05	Camrose	AJHL	4	0	0	0	0	-	-	-	-	-
2005-06	Camrose	AJHL	29	5	8	13	27	-	-	-	-	-
	Sherwood Park	AJHL	28	2	15	17	19	-	-	-	-	-
2006-07	Chilliwack	WHL	67	8	23	31	62	5	1	1	2	6
2007-08	Chilliwack	WHL	70	22	38	60	54	4	1	3	4	0
	Syracuse	AHL	1	0	0	0	2	-	-	-	-	-
2008-09	Syracuse	AHL	61	4	18	22	46	-	-	-	-	-
2009-10	Syracuse	AHL	68	6	17	23	52	-	-	-	-	-
2010-11	Blue Jackets	NHL	5	0	0	0	0	-	-	-	-	-
	Springfield	AHL	67	4	21	25	63	-	-	-	-	-
2011-12	Springfield	AHL	25	3	6	9	14	-	-	-	-	-
2012-13	Blue Jackets	NHL	2	0	0	0	0	-	-	-	-	-
	Springfield	AHL	73	9	30	39	58	8	0	3	3	6
2013-14	Avalanche	NHL	54	10	15	25	22	7	3	1	4	8
2014-15	Avalanche	NHL	78	5	9	14	28	-	-	-	-	-
2015-16	Avalanche	NHL	82	6	16	22	24	-	-	-	-	-
NHL TOTALS			221	21	40	61	74	7	3	1	4	8

STATISTICAL BREAKDOWN

SEASON	PPG	SHG	GWG	+/-	S	S%	TF	F%	H	BS	MIN
2010-11	0	0	0	E	6	0.0	0	0.0	4	9	17:11
2012-13	0	0	0	I	2	0.0	0	0.0	3	0	8:34
2013-14	2	0	2	I2	66	15.2	0	0.0	118	57	18:40
2014-15	2	0	2	-I1	94	5.3	0	0.0	156	96	19:48
2015-16	0	0	0	-I	98	6.1	0	0.0	217	118	21:52
TOTALS	4	0	4	I	266	7.9	0	0.0	498	280	20:08

SCORING VS. NHL

TEAM	GP	G	A	PTS
ANA	9	1	5	6
ARI	8	1	0	1
BOS	5	0	1	1
BUF	4	0	0	0
CGY	10	1	1	2
CAR	5	0	0	0
CHI	13	0	3	3
COL	1	0	0	0
CBJ	5	0	2	2
DAL	12	1	3	4
DET	4	0	0	0
EDM	9	2	0	2
FLA	6	1	1	2
LAK	8	0	1	1
MIN	11	0	1	1
MTL	5	0	0	0
NSH	12	5	3	8
NJD	6	0	1	1
NYI	6	1	1	2
NYR	6	0	0	0
OTT	6	1	2	3
PHI	7	1	3	4
PIT	5	0	1	1
SJS	9	0	2	2
STL	11	1	3	4
TBL	6	2	0	2
TOR	5	1	2	3
VAN	9	0	2	2
WSH	5	1	0	1
WPG	13	1	2	3
TOTALS	221	21	40	61

CAREER HIGHLIGHTS

CAREER HIGHS (LAST TIME)

GOALS	2 (2x), 3/2/14 vs. TBL
ASSISTS	2 (3x), 1/8/16 vs. NSH
POINTS	3, 1/18/14 at NSH (2G-1A)
PIM	4 (3x), 2/6/16 vs. WPG
SHOTS	5 (2x), 1/20/16 vs. BUF
GOAL STREAK	N/A
ASSIST STREAK	3, 1/6/16 - 1/10/16 (4)
POINT STREAK	3, 1/6/16 - 1/10/16 (4A)

NHL FIRSTS

GAME	10/20/10 vs. ANA
GOAL	11/10/13 vs. WSH (Holtby)
ASSIST	11/14/13 at STL



JOSH JOORIS

CENTER

86

HEIGHT 6'1" WEIGHT 197 SHOOTS RIGHT BORN JUL 14, 1990 BIRTHPLACE BURLINGTON, ON

CAREER HIGHLIGHTS: 2015-16: Established career-highs in shorthanded assists (two) and shorthanded points (two) ... Tied for the team lead in shorthanded assists and tied for fifth on Calgary in shorthanded points ... Posted a plus/minus rating of even or better in 45 of 59 contests in which he played ... Calgary posted a 9-2-1 record in games which he tallied at least one point ... Notched an assist and established a single-game career-high with a plus-three rating on Oct. 31 at EDM ... Registered a goal and recorded five shots on goal on Nov. 5 vs. PHI ... Tallied two points (one goal, one assist) and posted a plus-two rating on Jan. 2 at COL ... Won eight of nine faceoffs (88.9%) while skating in his 100th career NHL game on Feb. 23 at LAK ... Recorded an assist in two consecutive games for the first time in his NHL career on Mar. 18 vs. COL and Mar. 20 at MTL ... Tallied his first career NHL shorthanded assist/point, registered three shots on goal, and posted a plus-two rating on Mar. 18 vs. COL.

2014-15: Established career-highs in games played (60), goals (12), assists (12), points (24), game-winning goals (four), and power play goals (four) ... Tied for fourth among NHL rookies in game-winning goals and tied for sixth among NHL rookies in power play goals ... Tied for third on Calgary in game-winning goals and ranked fifth on the team in power play goals ... Was on the ice for only four power play goals against in 67:18 of shorthanded ice time ... Calgary posted a 14-5-0 record in games which he notched at least one point, including a 6-3-0 record in games which he tallied at least one goal ... Registered his first career NHL goal/point while making his NHL debut on Oct. 17 at CBJ ... Notched his first career NHL assist on Oct. 23 vs. CAR ... Tallied two goals and recorded five shots on goal on Nov. 2 at MTL ... Notched two points (one goal, one assist), including his first career NHL game-winning goal, on Nov. 15 vs. OTT ... Recorded a goal and established a single-game career-high with six shots on goal on Nov. 22 vs. NJD ... Registered his first career NHL hat trick, tallying three goals, including the game-winning goal, on Dec. 2 vs. ARI ... Recorded the game-winning goal in overtime on Dec. 31 vs.

EDM ... Tallied seven points (two goals, five assists) in his final 17 contests of the regular season ... Skated in nine playoff games ... Made his NHL playoff debut in Game I of the First Round at VAN on Apr. 15.

AHL CAREER: 2014-15: Skated in two games with Adirondack. **2013-14:** Registered 27 points (11 goals, 16 assists) in 73 games with Abbotsford ... Tallied his first career AHL goal, assist, and point as part of a two-point effort while making his AHL debut on Oct. 4 at Lake Erie ... Notched an assist in back-to-back games on Oct. 11 vs. Milwaukee and Oct. 12 vs. Milwaukee ... Recorded two points (one goal, one assist) and posted a plus-three rating on Dec. 27 vs. Oklahoma City ... Posted a three-game goal streak from Jan. 31 vs. Hamilton to Feb. 4 vs. Charlotte ... Notched two assists and posted a plus-two rating on Mar. 22 at Hamilton ... Made his AHL playoff debut on Apr. 26 vs. Grand Rapids.



COLLEGE CAREER: 2012-13: Established a collegiate career-high in goals (12) ... Helped Union win the ECAC Tournament Championship ... Ranked third on the team in goals, tied for fourth in points (28), ranked sixth in power play goals (four), and tied for sixth in assists (16) ... Tallied 15 points (six goals, nine assists) in 21 games against conference opponents ... Registered two goals, including the game-winning goal, in the NCAA East Regional First Round on Mar. 30 against Boston College. **2011-12:** Established a collegiate career-high in plus/minus rating (plus-14) ... Helped Union finish the season with the best regular season record in the ECAC and helped the team win the ECAC Tournament Championship ... Tied for fourth on Union in assists (20) and game-winning goals (two), and tied for fifth on the team in goals (eight) ... Registered 15 points (three goals, 12 assists) in 20 games against conference opponents ... Notched 13 points (five goals, eight assists) in the final 11 games of the season. **2010-11:** Established collegiate career-highs in games played (40), assists (23), and points (32) ... Was one of three freshmen who skated in all of Union's



40 games ... Ranked third on the team in assists, tied for fifth in points, and ranked sixth in goals (nine) ... Union posted a 19-3-1 record in games which he tallied at least one point ... Registered a hat trick and tallied four points (three goals, one assist) while making his collegiate debut on Oct. 8 vs. Sacred Heart ... Posted a five-game assist streak over his first five career collegiate games.

JUNIOR A CAREER: 2009-10: Registered 116 points (26 goals, 90 assists) and posted a plus-60 rating in 50 games with the Burlington Cougars in the CCHL ... Led the CCHL in assists, points, and plus/minus rating ... Tallied 15 points (five goals, 10 assists) in 12 playoff contests. **2008-09:** Recorded 34 points (eight goals, 26 assists) in 42 games with Burlington ... Tallied eight points (one goal, seven assists)

in eight playoff contests.

BACKGROUND: His father, Mark, is a long-time junior hockey coach who played collegiately at R.P.I. and also played professionally in Europe and Canada for 13 seasons ... Owns two dogs, Noah and Timber, a cat named Dexter, and a bird named Rio ... Is an avid fan of EDM music and has his own set of mixers and equipment; enjoys creating his own music as a hobby ... Lists recording his first career NHL hat trick as his favorite moment in sports ... Was a psychology major at Union College ... Single.

CAREER TRANSACTIONS: July 30, 2013 – Signed by Calgary as an undrafted free agent.

July 15, 2016 – Signed by the Rangers as a free agent.

CAREER STATISTICS

SEASON	TEAM	LEAGUE	REGULAR SEASON					PLAYOFFS				
			GP	G	A	PTS	PIM	GP	G	A	PTS	PIM
2008-09	Burlington	OJHL	42	8	26	34	36	8	1	7	8	12
2009-10	Burlington	CCHL	50	26	90	116	42	12	5	10	15	10
2010-11	Union	NCAA	40	9	23	32	18	-	-	-	-	-
2011-12	Union	NCAA	38	8	20	28	30	-	-	-	-	-
2012-13	Union	NCAA	39	12	16	28	46	-	-	-	-	-
2013-14	Abbotsford	AHL	73	11	16	27	67	1	0	0	0	2
2014-15	Flames	NHL	60	12	12	24	16	9	0	0	0	4
	Adirondack	AHL	2	0	0	0	0	-	-	-	-	-
2015-16	Flames	NHL	59	4	9	13	39	-	-	-	-	-
NHL TOTALS			119	16	21	37	55	9	0	0	0	4

STATISTICAL BREAKDOWN

SEASON	PPG	SHG	GWG	+/-	S	S%	TF	F%	H	BS	MIN
2014-15	4	0	4	1	89	13.5	567	48.7	59	29	14:29
2015-16	0	0	0	-1	80	5.0	257	44.4	62	33	12:17
TOTALS	4	0	4	E	169	9.5	824	47.3	121	62	13:23

SCORING VS. NHL

TEAM	GP	G	A	PTS
ANA	7	0	1	1
ARI	8	3	0	3
BOS	3	0	0	0
BUF	3	1	1	2
CGY	0	0	0	0
CAR	4	0	1	1
CHI	3	0	1	1
COL	6	1	2	3
CBJ	2	1	0	1
DAL	4	0	0	0
DET	4	0	1	1
EDM	7	1	5	6
FLA	3	0	1	1
LAK	4	0	0	0
MIN	5	1	0	1
MTL	4	3	1	4
NSH	2	0	0	0
NJD	3	1	1	2
NYI	3	1	0	1
NYR	3	0	0	0
OTT	4	1	1	2
PHI	3	1	0	1
PIT	4	0	1	1
SJS	7	0	1	1
STL	3	0	1	1
TBL	4	0	0	0
TOR	3	0	0	0
VAN	6	1	1	2
WSH	3	0	1	1
WPG	4	0	0	0
TOTALS	119	16	21	37

CAREER HIGHLIGHTS

CAREER HIGHS (LAST TIME)	
GOALS	3, 12/2/14 vs. ARI
ASSISTS	2, 4/4/15 at EDM
POINTS	3, 12/2/14 vs. ARI (3G)
PIM	7, 11/10/15 at FLA
SHOTS	6, 11/22/14 vs. NJD
GOAL STREAK	N/A
ASSIST STREAK	2, 3/18/16 - 3/20/16 (2)
POINT STREAK	2 (5x), 3/18/16 - 3/20/16 (2A)

NHL FIRSTS

GAME	10/17/14 at CBJ
GOAL	10/17/14 at CBJ (Bobrovsky)
ASSIST	10/23/14 vs. CAR

CAREER SHOOTOUTS

GOALS	SHOTS	SHOT%	GDG
1	2	50.0	0

CAREER HAT TRICKS (1)

DATE	OPPONENT	GOALTENDER
12/2/14	ARI	Smith (2), Empty Net (1)



KEVIN KLEIN

DEFENSEMAN

8

HEIGHT **6'1"** WEIGHT **206** SHOOTS **RIGHT** BORN **DEC 13, 1984** BIRTHPLACE **KITCHENER, ON**

CAREER HIGHLIGHTS: 2015-16: Tied career-highs in goals (nine), assists (17), points (26), and game-winning goals (four) ... Tied for eighth among NHL defensemen in even strength goals (nine) ... Led the Rangers in average even strength ice time (17:49), ranked second in average ice time (20:23) and blocked shots (155), ranked third in plus/minus rating (plus-16), and tied for fourth in game-winning goals ... Led Rangers defensemen in even strength goals and game-winning goals, and tied for second in goals ... The Rangers posted a 42-20-7 record in games which he played, including a 17-4-1 record in games which he notched a point ... Skated in his 500th career NHL game on Oct. 9 at CBJ ... Tied single-game career-highs with two points (one goal, one assist) and a plus-three rating, and tallied the game-winning goal on Nov. 3 vs. WSH ... Tied single-game career-highs with two assists and two points on Jan. 5 vs. DAL ... Registered the game-winning goal in overtime on Feb. 21 vs. DET ... Tallied a point in II of the final 16 games of the season, recording 13 points (three goals, 10 assists) over the span; tied for sixth among NHL defensemen in assists and points over the span (Mar. 8 - Apr. 10) ... Established a single-game career-high with two goals, and tied single-game career-highs with two points and six shots on goal on Mar. 16 at ANA ... Tied single-game career-highs with two assists and two points and registered his 100th career NHL assist on Mar. 21 vs. FLA ... Tallied one assist in five playoff games ... Led the Rangers in blocked shots (nine), tied for the team lead in shorthanded assists (one) and shorthanded points (one), and tied for fourth in hits (18) in the playoffs ... Led team defensemen in hits in the playoffs ... Led all skaters with eight hits and four blocked shots in 23:20 of ice time in Game 2 of the First Round at PIT on Apr. 16. **2014-15:** Established career-highs in goals (nine), points (26), game-winning goals (four), plus/minus rating (plus-24), and overtime goals (two), and tied his career-high in assists (17) ... Tied for 14th in the NHL - and ranked fourth among NHL defensemen - in plus/minus rating ... Was the only NHL defenseman who ranked in the top five

in even strength goals, plus/minus rating, and game-winning goals at the time of his injury on Mar. 11 ... Led Rangers defensemen in goals, points, plus/minus rating, and game-winning goals at the time of his injury ... Became the third Rangers defenseman to tally at least two overtime goals in one season since the NHL reimplemented a five-minute overtime period prior to the 1983-84 season (Brian Leetch - 2001-02; Tom Poti - 2003-04) ... Registered his first career NHL overtime goal on Oct. 21 at NJD ... Tied a single-game career-high with two points (one goal, one assist) in 23:19 of ice time on Oct. 27 vs. MIN ... Registered the game-winning goal, recorded three shots on goal, and was credited with two hits on Nov. 19 vs. PHI ... Tied single-game career-highs with two assists, two points, and a plus-three rating, recorded a game-high seven hits, tied for the game-high with three blocked shots, and registered four shots on goal on Nov. 29 vs. PHI ... Recorded the game-winning goal in overtime on Dec. 8 vs. PIT ... Notched his 100th career NHL point with an assist on Dec. 31 at FLA ... Registered a career-high five-game assist/point streak from Feb. 8 vs. DAL to Feb. 16 at NYI (one goal, six assists) ... Posted two consecutive multi-point games on Feb. 14 at ARI and Feb. 16 at NYI ... Recorded two points (one goal, one assist), including the game-winning goal, on Feb. 16 at NYI ... Established playoff career-highs in assists (four) and SOG (21), and tied a playoff career-high in points (four) ... Tied for fifth on the Rangers - and tied for first among team defensemen - in primary assists (three) ... Recorded 34 hits and 19 blocked shots in 14 playoff games ... Established a single-game playoff career-high with two assists, tied a single-game playoff career-high with two points, recorded four hits, was credited with two blocked shots, and posted a plus-two rating in 17:43 of ice time in Game 4 of the Eastern Conference Final at TBL on May 22. **2013-14:** Was credited with two blocked shots in 15:46 of ice time while making his Rangers debut on Jan. 23 vs. STL ... Tallied his first point as a Ranger with a goal on Mar. 11 at CAR ... Recorded his first assist as a Ranger and tied single-game career-





highs with two assists and two points on Mar. 14 at WPG ... Registered one goal and two assists in 47 games with Nashville prior to being traded ... Skated in his 400th career NHL game on Jan. 11 vs. OTT ... Established playoff career-highs in games played (25), plus/minus rating (plus-seven), hits (53), and blocked shots (30), and tied a playoff career-high in points (four) ... Tied for second on the team and tied for eighth in the NHL in plus/minus rating in the playoffs ... Ranked fifth on the team in blocked shots and sixth on the team in hits ... Made his Rangers playoff debut in Game 1 of the First Round vs. PHI on Apr. 17 ... Recorded his first playoff point as a Ranger with an assist in Game 7 vs. PHI on Apr. 30 ... Notched his first playoff goal as a Ranger in Game 5 of the Second Round at PIT on May 9. **2012-13:** Ranked second on Nashville in blocked shots (89), third in average ice time (20:25), fourth in hits (66), and fourth in even-strength points (14). **2011-12:** Established a career-high in assists (17) ... Led Nashville in blocked shots (151), ranked third in average ice time (19:56), and sixth in hits (84) ... Ranked third among Nashville defensemen in assists and points (21) and tied for fourth in goals (four) ... Established playoff career-highs in goals (two) and points (four) ... Led the team in playoff blocked shots (22), and tied for fourth on the team – and tied for first among Nashville defensemen – in goals and points in the playoffs ... Notched a goal in consecutive games in Game 3 and Game 4 of the Western Conference Quarterfinals at DET on Apr. 15 and Apr. 17. **2010-11:** Established career-highs in blocked shots (173), hits (128), average ice time (20:47), and shots on goal (99) ... Was one of 10 NHL defensemen with at least 150 blocked shots and 125 hits ... Led Nashville in blocked shots and ranked fifth on the team in hits ... Led the team in blocked shots (27) in the playoffs ... Tallied his first career NHL playoff goal in Game 5 of the Western Conference Quarterfinals at ANA on Apr. 22. **2009-10:** Established career-highs in games played (81) and penalty minutes (27) ... Led Nashville in blocked shots (147) and ranked fourth in hits (101) ... Tied for third on Nashville, and tied for first among team defensemen, in assists (two) in the playoffs ... Made his NHL playoff debut in Game 1 of the Western Conference Quarterfinals at CHI on Apr. 16 ... Tallied his first career NHL playoff point with an assist in Game 3 vs. CHI on Apr. 20. **2008-09:** Tied for fifth among NHL rookie defensemen in goals (four). **2007-08:** Registered his first career NHL assist and posted a plus-two rating on Oct. 25 vs. ATL. **2006-07:** Tallied his first career NHL point with a goal and posted a plus-two rating on Jan. 26 at CHI. **2005-06:** Made his NHL debut on Dec. 3 vs. PHI.

MINOR LEAGUE CAREER: 2007-08: Registered three assists in nine games with Milwaukee. **2006-07:** Established an AHL career-high in penalty minutes (67) ... Ranked third among Milwaukee defensemen in goals (five), assists (15), and points (20) ... Registered one goal in four playoff games. **2005-06:** Established AHL career-highs in games played (76), goals (10), assists (33), and points (43) ... Established playoff career-highs in games played (21), goals (three), assists (seven), and points (10). **2004-05:** Split his first professional season between Milwaukee (AHL) and Rockford (UHL) ... Registered four goals and 12 assists for 16 points in 65 games with Milwaukee ... Tallied two goals and one assist in three games with Rockford.

JUNIOR CAREER: 2003-04: Split the season between St. Michael's and Guelph ... Tallied 21 points (10 goals, 11 assists) in 22 playoff games to help lead Guelph to the OHL championship. **2002-03:** Established career-highs in goals (11), assists (33), points (44), and penalty minutes (88) ... Ranked third on St. Michael's in points. **2001-02:** Registered five goals and 22 assists for 27 points in 68 games with St. Michael's. **2000-01:** Registered three goals and 16 assists for 19 points in 58 games during his rookie season with St. Michael's.

EUROPEAN CAREER: 2012-13: Registered one goal and two assists for three points in eight games with the Herlev Eagles in the AL-Bank Ligaen in Denmark.

INTERNATIONAL CAREER: 2004: Captured a silver medal with Team Canada at the 2004 IIHF World Junior Championship. **2001:** Captured a gold medal with Team Canada's U-18 team at the 2001 Six Nations tournament in the Czech Republic.

BACKGROUND: Nickname is "Kleiner"... Enjoys golfing, reading and playing cards... If he could change places with one person for a day, it would be someone from American Pickers ... Would like to run an eco-friendly Bed & Breakfast in Canada after retiring from hockey ... Lists Gandhi as the historical figure he would have most like to have met ... Married – wife, Jodi; sons, Joseph and Oliver.

CAREER TRANSACTIONS: June 22, 2003 – Selected by Nashville in the second round, 37th overall, of the 2003 Entry Draft. **January 22, 2014** – Acquired by the Rangers in exchange for Michael Del Zotto.

CAREER STATISTICS

SEASON	TEAM	LEAGUE	REGULAR SEASON					PLAYOFFS				
			GP	G	A	PTS	PIM	GP	G	A	PTS	PIM
1999-00	Kitchener	MINOR-ON	54	12	29	41	40	-	-	-	-	-
2000-01	Toronto	OHL	58	3	16	19	21	18	0	5	5	17
2001-02	Toronto	OHL	68	5	22	27	35	15	2	7	9	12
2002-03	Toronto	OHL	67	11	33	44	88	17	1	9	10	8
2003-04	Toronto	OHL	5	0	1	1	2	-	-	-	-	-
	Guelph	OHL	46	6	23	29	40	22	10	11	21	12
	Guelph	M-Cup	-	-	-	-	-	3	0	0	0	0
	Canada	WJC	6	0	0	0	0	-	-	-	-	-
2004-05	Milwaukee	AHL	65	4	12	16	22	7	0	0	0	11
	Rockford	UHL	3	2	1	3	0	-	-	-	-	-
2005-06	Predators	NHL	2	0	0	0	0	-	-	-	-	-
	Milwaukee	AHL	76	10	33	43	31	21	3	7	10	31
2006-07	Predators	NHL	3	1	0	1	0	-	-	-	-	-
	Milwaukee	AHL	70	5	15	20	67	4	1	0	1	0
2007-08	Predators	NHL	13	0	2	2	6	-	-	-	-	-
	Milwaukee	AHL	9	0	3	3	2	-	-	-	-	-
2008-09	Predators	NHL	63	4	8	12	19	-	-	-	-	-
2009-10	Predators	NHL	81	1	10	11	27	6	0	2	2	4
2010-11	Predators	NHL	81	2	16	18	24	12	1	2	3	6
2011-12	Predators	NHL	66	4	17	21	4	10	2	2	4	2
2012-13	Predators	NHL	47	3	11	14	9	-	-	-	-	-
	Herlev	Denmark	8	1	2	3	29	-	-	-	-	-
2013-14	Predators	NHL	47	1	2	3	21	-	-	-	-	-
	RANGERS	NHL	30	1	5	6	0	25	1	3	4	6
2014-15	RANGERS	NHL	65	9	17	26	25	14	0	4	4	2
2015-16	RANGERS	NHL	69	9	17	26	19	5	0	1	1	7
	NHL TOTALS		567	35	105	140	154	72	4	14	18	27
	NYR TOTALS		164	19	39	58	44	44	1	8	9	15

STATISTICAL BREAKDOWN

SEASON	PPG	SHG	GWG	+/-	S	S%	TF	F%	H	BS	MIN
2005-06	0	0	0	-1	0	0.0	0	0.0	4	3	13:39
2006-07	0	0	0	3	2	50.0	0	0.0	3	6	16:36
2007-08	0	0	0	-3	14	0.0	0	0.0	7	15	14:24
2008-09	1	0	0	-2	41	9.8	0	0.0	57	47	12:39
2009-10	0	0	0	-13	67	1.5	0	0.0	101	147	19:55
2010-11	0	0	0	9	99	2.0	0	0.0	128	173	20:47
2011-12	0	0	2	-8	91	4.4	0	0.0	84	151	19:56
2012-13	0	0	0	-1	54	5.6	0	0.0	66	89	20:25
2013-14	0	0	0	-7	73	2.7	0	0.0	111	137	17:19
2014-15	0	0	4	24	76	11.8	1	0.0	126	115	18:29
2015-16	0	0	4	16	69	13.0	0	0.0	117	155	20:23
TOTALS	1	0	10	17	586	6.0	1	0.0	804	1,038	18:39

SCORING VS. NHL

TEAM	GP	G	A	PTS
ANA	21	2	7	9
ARI	25	0	4	4
BOS	12	0	5	5
BUF	9	0	4	4
CGY	25	2	7	9
CAR	17	2	1	3
CHI	37	4	8	12
COL	23	0	7	7
CBJ	38	2	7	9
DAL	25	3	3	6
DET	36	4	4	8
EDM	23	1	4	5
FLA	14	0	4	4
LAK	22	1	5	6
MIN	22	1	5	6
MTL	13	0	4	4
NSH	4	0	1	1
NJD	14	2	1	3
NYI	16	2	1	3
NYR	6	0	1	1
OTT	10	0	1	1
PHI	17	1	4	5
PIT	14	2	3	5
SJS	24	1	2	3
STL	32	4	0	4
TBL	10	0	1	1
TOR	13	0	3	3
VAN	22	0	2	2
WSH	10	1	1	2
WPG	13	0	5	5
TOTALS	567	35	105	140

CAREER HIGHLIGHTS

CAREER HIGHS (LAST TIME)	
GOALS	2, 3/16/16 at ANA
ASSISTS	2 (12x), 3/21/16 vs. FLA
POINTS	2 (18x), 3/21/16 vs. FLA (2A)
PIM	7 (3x), 10/18/15 vs. NJD
SHOTS	6 (2x), 3/16/16 at ANA
GOAL STREAK	2, 12/6/14 - 12/8/14 (2)
ASSIST STREAK	5, 2/8/15 - 2/16/15 (6)
POINT STREAK	5, 2/8/15 - 2/16/15 (IG-6A)

NHL FIRSTS

GAME	12/3/05 vs. PHI
GOAL	1/26/07 at CHI (Khabibulin)
ASSIST	10/25/07 vs. ATL



CHRIS KREIDER

LEFT WING

20

HEIGHT 6'3" WEIGHT 228 SHOOTS LEFT BORN APR 30, 1991 BIRTHPLACE BOXFORD, MA

CAREER HIGHLIGHTS: 2015-16: Established a career-high in average ice time (15:57) and tied his career-high in goals (21) ... Ranked second on the Rangers in hits (177), tied for third in power play goals (five), ranked fourth in even strength goals (16), ranked fifth in goals and even strength points (35), tied for fifth in points (43), and ranked sixth in shots on goal (158) ... Led the Rangers with 15 goals on the road ... Posted a three-game point streak from Oct. 19 vs. SJS to Oct. 24 at PHI (one goal, two assists) ... Recorded a three-game point streak from Nov. 12 vs. STL to Nov. 15 vs. TOR (one goal, two assists) ... Registered two points (one goal, one assist), including his 100th career NHL point, on Dec. 11 at EDM ... Notched an assist while skating in his 200th career NHL game on Dec. 12 at CGY ... Recorded two assists on Dec. 28 at NSH ... Tied a career-high with a four-game point streak from Jan. 14 at NYI to Jan. 19 vs. VAN (three goals, two assists) ... Registered two goals on Jan. 17 at WSH ... Notched an assist and posted a plus-one rating while skating in a single-game career-high 20:55 of ice time on Jan. 19 vs. VAN ... Tallied a goal and posted a plus-two rating in two consecutive games on Feb. 4 vs. MIN and Feb. 6 at PHI ... Registered a point in six contests over a 10-game span from Feb. 12 vs. LAK to Mar. 3 at PIT (three goals, three assists) ... Tallied a goal in three games over a four-game span from Feb. 25 at STL to Mar. 3 at PIT (three goals) ... Recorded nine points (five goals, four assists) and a plus-six rating in the final eight games of the season ... Tied a single-game career-high with three points (two goals, one assist) and recorded the game-winning goal on Mar. 26 at MTL; posted a three-point game for the first time in exactly one year (Mar. 26, 2015 at OTT) ... Notched a point in five of the final six games of the season (three goals, three assists), including a goal in three of those contests ... Led the Rangers in hits (23), and tied for the team lead in goals (two), power play goals (one), and plus/minus rating (plus-one) in the playoffs ... Registered a goal in Game 5 of the First Round at PIT on Apr. 23; recorded his 20th career playoff goal with the Rangers, passing Walt Tkaczuk for sole possession of



10th place on the franchise's all-time playoff goals list. **2014-15:** Established career-highs in games played (80), goals (21), assists (25), points (46), plus/minus rating (plus-24), power play goals (seven), game-winning goals (five), and shots on goal (180) ... Was the only NHL player who recorded at least 20 goals, 40 points, a plus-20 rating, and 80 penalty minutes ... Led the Rangers in power play goals, ranked second in game-winning goals, tied for second in goals, ranked third in shots on goal, and tied for third in plus/minus rating ... Tallied two points (one goal, one assist) and posted a plus-two rating in the Rangers' season opener on Oct. 9 at STL ... Recorded an assist and led all skaters with a single-game career-high seven shots on goal on Oct. 12 vs. TOR ... Registered a power play goal, notched the primary assist on the game-winning goal in overtime, tied for the game-high with four shots on goal, and posted a plus-two rating on Oct. 21 at NJD ... Posted a three-game point streak from Nov. 3 vs. STL to Nov. 8 at TOR (two goals, two assists over the span) ... Tallied two assists, led all skaters and tied a single-game career-high with seven shots on goal, and posted a plus-two rating on Nov. 23 vs. MTL ... Registered two points (one goal, one assist) on Dec. 31 at FLA ... Notched his first career NHL regular season game-winning goal on Jan. 3 vs. BUF ... Tallied two points (one goal, one assist), including the game-winning goal, and posted a plus-two rating on Jan. 10 at SJS ... Posted a three-game point streak from Jan. 16 at CBJ to Jan. 20 vs. OTT (two goals, two assists) ... Recorded two assists/points on Jan. 18 at PIT ... Posted a three-game point streak from Jan. 31 vs. CAR to Feb. 4 vs. BOS ... Notched two points (one goal, one assist) and tied a single-game career-high with a plus-three rating on Feb. 16 at NYI ... Established a single-game career-high with two power play goals on Feb. 26 vs. ARI ... Tied a single-game career-high with three points (two goals, one assist) on Mar. 26 at OTT; tallied three points in the first period, which is the most points he has notched in one period in a regular season game in his NHL career, and became the first Ranger to record three points in



one period of a regular season game on the road since Vinny Prospal on Mar. 12, 2010 ... Posted a career-high four-game point streak from Mar. 31 at WPG to Apr. 6 vs. CBJ, including a career-high three-game assist streak from Apr. 2 at MIN to Apr. 6 vs. CBJ ... Established playoff career-highs in games played (19), goals (seven), shots on goal (38), shooting percentage (18.4%), hits (78), and average ice time (17:14), and tied a playoff career-high in game-winning goals (two) ... Ranked fourth in the NHL in hits, tied for seventh in GWG, and tied for 11th in goals in the playoffs ... Led the Rangers in shooting percentage and hits, tied for the team lead in GWG and power play goals (two), ranked second in goals, ranked fourth in SOG, and tied for sixth in points (nine) ... Registered the game-winning goal in Game 3 of the First Round at PIT on Apr. 20 ... Led all skaters in goals (four) and tied for third among all skaters in the series in points (four) in the Second Round against WSH ... Tallied the game-tying goal with 1:41 remaining in regulation in Game 5 vs. WSH on May 8 ... Registered his first career NHL multi-goal game in the playoffs in Game 6 at WSH on May 10; became the first Ranger in franchise history who tallied a goal in both the first minute and last minute of a single period in a playoff game ... Posted a playoff career-high four-game point streak from Game 1 of the Eastern Conference Final vs. TBL on May 16 to Game 4 of the Eastern Conference Final at TBL on May 22. **2013-14:** Ranked fifth among NHL rookies in goals (17), sixth in points (37), ninth in plus/minus rating (plus-14), and tied for second in power play goals (six) ... Led the team in plus/minus rating, ranked third in power play goals, and tied for fifth in goals ... Tallied a single-game career-high three assists on Nov. 2 vs. CAR ... Recorded his first career NHL hat trick on Nov. 30 vs. VAN ... Tied his single-game career-high by recording three points (one goal, two assists) on Jan. 21 vs. NYI ... Established playoff career-highs in assists (eight), points (13), power play goals (three), and power play points (five) ... Led the team in power play goals and shooting percentage (17.2%), tied for third on the team in assists, and tied for fourth in goals (five), points, and power play points ... Ranked second on the team in points and tied for second in goals and assists after his return to the lineup in Game 4 of the Second Round vs. PIT on May 7 ... Registered 13 points (five goals, eight assists) in the team's final 14 playoff games ... Tied for the team lead in goals (three) and ranked second on the team in assists (five) and points (eight) in the Eastern Conference Final against MTL ... Tallied the game-tying goal at 19:31 of the third period in Game 3 vs. MTL on May 22 ... Registered sin-

gle-game playoff career-highs with three assists and four points, including three points (one goal, two assists) in the second period in Game 5 at MTL on May 27 ... Tied for second on the team in assists (two) and points (three) in the Stanley Cup Final against LAK. **2012-13:** Made his NHL regular season debut in the season opener on Jan. 19 at BOS ... Notched his first career NHL regular season point with a goal on Feb. 5 at NJD ... Recorded his first career NHL regular season assist on Feb. 7 vs. NYI ... Tallied the game-winning goal in overtime in Game 4 of the Eastern Conference Semifinals vs. BOS on May 23. **2011-12:** Established an NHL record for most playoff goals (five) and points (seven) by a player before skating in a regular season game ... Tied for first among NHL rookies in goals and power play goals (two), tied for second in game-winning goals (two) and power play points (two), and ranked fourth in points during the playoffs ... Made his NHL debut in Game 3 of the Eastern Conference Quarterfinals at OTT on Apr. 16 ... Became the first player to win an NCAA title and make his NHL debut in that year's playoffs since 1990 (John Byce - University of Wisconsin; Boston Bruins) ... Tallied his first career professional point with the game-winning goal in Game 6 at OTT on Apr. 23 ... Notched his first career goal at Madison Square Garden with the game-winner, and added his first professional assist in Game 1 of the Eastern Conference Semifinals vs. WSH on Apr. 28, becoming the youngest Ranger to record two points in a playoff game since 1996 and the first Blueshirt rookie to register two GWGs in the playoffs since 1981 ... Tied for the series lead in goals (three) and power play goals (two), and third on the Rangers in points (four) during the Eastern Conference Finals against NJD.

AHL CAREER: 2013-14: Was tied for first on the Wolf Pack in power play goals (two), third in goals (two), fourth in points (four), and ranked second in shots (16) in six games at the time of his recall. **2012-13:** Was tied for sixth on Connecticut in goals (12) and ranked third in power play goals (six) at the time of his recall on Apr. 17.

COLLEGE CAREER: 2011-12: Established collegiate career-highs in games played (44), goals (23), assists (22), points (45), and penalty minutes (66) ... Led Boston College in goals and points ... Captured his second NCAA Championship in three seasons with Boston College ... Helped the Eagles capture their third consecutive Beanpot and Hockey East Tournament titles. **2010-11:** Named MVP

of the 2011 Beanpot Tournament. **2009-10:** Led Boston College to its fourth NCAA National Championship ... Named to the Hockey East All-Rookie Team ... Helped the Eagles secure the 2010 Hockey East Championship ... Captured the 2010 Beanpot Tournament title with Boston College.

INTERNATIONAL CAREER: 2011: Tied for second on Team USA in goals (two) and fifth in points (three) in seven games at the 2011 World Championship ... Led Team USA to the bronze medal at the 2011 World Junior Championship, leading the United States and finished tied for fifth and first in the tournament, respectively, in goals (four) and power play goals (three), tied for first in points (six) and second in shots (20). **2010:** Registered a goal and an assist, and posted a plus-three rating in six games at the 2010 World Championship ... Helped Team USA capture the gold medal at the 2010 World Junior Championship.

PREP SCHOOL CAREER: 2008-09: Ranked sixth among all high school players in point per game average (2.15). **2007-08:** Recorded 41 points (26 goals and 15 assists) in 24 games for Phillips-Andover.

BACKGROUND: Featured in the August 2014 issue of Men's Journal ... Is an avid reader and lists four of his favorite books as "Talent is Overrated" by Geoff Colvin, "The Baron in the Trees" by Italo Calvino, "Never Let Go" by Dan John, and "For Whom The Bell Tolls" by Ernest Hemingway ... Is fluent in three languages: English, Russian and Spanish ... Became the first hockey player to win a World Junior Championship gold medal, Collegiate Conference Playoff Championship and NCAA Championship in a single season (2009-10) ... Single.

CAREER TRANSACTIONS: June 26, 2009 - Selected by the Rangers in the first round, 19th overall, of the 2009 NHL Entry Draft.

CHRIS KREIDER **20** LEFT WING

KREID-ING HIGH

Kreider is one of six NHL players who have registered at least 50 goals, 100 points, a plus-40 rating, and 200 penalty minutes since the start of the 2012-13 season (along with Corey Perry, Chris Kunitz, Brad Marchand, Milan Lucic, and James Neal).



ROAD WARRIOR

Kreider led the Rangers in goals (15) and ranked second in points (26) on the road during the 2015-16 season.

20/20 VISION

Kreider is the only Ranger who tallied at least 20 goals in each of the last two seasons. He established a career-high with 21 goals in 2014-15 and tied his career-high in 2015-16.

PLAYOFF PERFORMER

Since the start of the 2012 Playoffs, Kreider is tied for eighth in the NHL in playoff goals (20). He also leads the Rangers in playoff goals (20) and playoff game-winning goals (six) over the span.

CAREER STATISTICS

SEASON	TEAM	LEAGUE	REGULAR SEASON					PLAYOFFS				
			GP	G	A	PTS	PIM	GP	G	A	PTS	PIM
2005-06	Masconomet Regional	HIGH-MA	19	5	10	15	-	-	-	-	-	
2006-07	Masconomet Regional	HIGH-MA	20	28	13	41	-	-	-	-	-	
2007-08	Andover	NEPSAC	24	26	15	41	-	-	-	-		
2008-09	Andover	NEPSAC	26	33	23	56	10	-	-	-	-	
	Valley Jr. Warriors	MINOR-MA	5	4	2	6	-	-	-	-	-	
2009-10	Boston College	NCAA	38	15	8	23	26	-	-	-	-	
	United States	WC	6	1	1	2	0	-	-	-	-	
	United States	WJC	7	6	1	7	2	-	-	-	-	
2010-11	Boston College	NCAA	32	11	13	24	37	-	-	-	-	
	United States	WC	7	2	1	3	6	-	-	-	-	
	United States	WJC	6	4	2	6	0	-	-	-	-	
2011-12	Boston College	NCAA	44	23	22	45	66	-	-	-	-	
	RANGERS	NHL	-	-	-	-	-	18	5	2	7	6
2012-13	RANGERS	NHL	23	2	1	3	6	8	1	1	2	0
	Connecticut	AHL	48	12	11	23	73	-	-	-	-	-
2013-14	RANGERS	NHL	66	17	20	37	72	15	5	8	13	14
	Hartford	AHL	6	2	2	4	16	-	-	-	-	-
2014-15	RANGERS	NHL	80	21	25	46	88	19	7	2	9	14
2015-16	RANGERS	NHL	79	21	22	43	58	5	2	0	2	6
	NHL/NYR TOTALS		248	61	68	129	224	65	20	13	33	40

STATISTICAL BREAKDOWN

SEASON	PPG	SHG	GWG	+/-	S	S%	TF	F%	H	BS	MIN
2012-13	0	0	0	-1	19	10.5	1	0.0	36	6	10:06
2013-14	6	0	0	14	136	12.5	19	42.1	146	18	15:43
2014-15	7	0	5	24	180	11.7	21	42.9	162	17	15:42
2015-16	5	0	3	10	158	13.3	6	83.3	177	33	15:57
TOTALS	18	0	8	47	493	12.4	47	46.8	521	74	15:16

SCORING VS. NHL

TEAM	GP	G	A	PTS
ANA	5	1	0	1
ARI	5	5	1	6
BOS	12	0	4	4
BUF	9	2	2	4
CGY	5	2	1	3
CAR	12	3	4	7
CHI	6	0	2	2
COL	5	0	0	0
CBJ	12	2	5	7
DAL	5	3	1	4
DET	9	3	4	7
EDM	5	1	1	2
FLA	12	1	4	5
LAK	5	0	1	1
MIN	6	2	1	3
MTL	11	2	3	5
NSH	6	1	2	3
NJD	15	3	5	8
NYI	15	3	7	10
NYR	-	-	-	-
OTT	10	4	3	7
PHI	12	5	4	9
PIT	12	2	3	5
SJS	5	1	2	3
STL	5	3	2	5
TBL	10	2	0	2
TOR	9	2	4	6
VAN	5	3	1	4
WSH	12	3	1	4
WPG	8	2	0	2
TOTALS	248	61	68	129

CAREER HIGHLIGHTS

CAREER HIGHS (LAST TIME)

GOALS	3, 11/30/13 vs. VAN
ASSISTS	3, 11/2/13 vs. CAR
POINTS	3 (5x), 3/26/16 at MTL (2G-1A)
PIM	17 (3x), 11/14/15 at OTT
SHOTS	7 (3x), 1/20/15 vs. OTT
GOAL STREAK	2 (8x), 4/4/16 - 4/5/16 (2)
ASSIST STREAK	3, 4/2/15 - 4/6/15 (4)
POINT STREAK	4 (3x), 3/31/16 - 4/5/16 (3G-2A)

NHL FIRSTS

GAME	1/19/13 at BOS
GOAL	2/5/13 at NJD (Broseur)
ASSIST	2/7/13 vs. NYI

CAREER SHOOTOUTS

GOALS	SHOTS	SHOT%	GDG
0	1	0.0	0

CAREER HAT TRICKS (1)

DATE	OPPONENT	GOALTENDER
11/30/13	VAN	Luongo (2), Lack (1)

CAREER PENALTY SHOTS (3)

DATE	OPPONENT	GOALTENDER (RESULT)
11/19/13	BOS	Rask (Save)
11/19/15	at TBL	Bishop (Save)
11/21/15	at FLA	Luongo (Save)



OSCAR LINDBERG

CENTER

24

HEIGHT 6'1" WEIGHT 202 SHOOTS LEFT BORN OCT 29, 1991 BIRTHPLACE SKELLEFTEA, SWEDEN

CAREER HIGHLIGHTS: 2015-16: Tied for second among NHL rookies in plus/minus rating (plus-12), ranked eighth in hits (132), and tied for 10th in even strength goals (12) ... Tied for fourth on the Rangers in plus/minus rating, and ranked sixth in hits and even strength goals ... Tied for first among team forwards in plus/minus rating ... Posted a plus/minus rating of even or better in 59 of 68 games in which he played; tied for fifth among NHL rookies in games with a plus/minus rating of even or better ... The Rangers posted a 17-4-4 record in games which he tallied a point, including an 8-3-1 record in games which he registered a goal ... Won the Lars-Erik Sjoberg Award as the top rookie in Training Camp ... Registered a goal in each of the Rangers' first three games of the season from Oct. 7 at CHI to Oct. 10 vs. CBJ (four goals); became the first Rangers rookie in franchise history to tally a goal in each of the team's first three games of a season ... Recorded his first career NHL goal/point on the Rangers' first shot of the season, won six of nine faceoffs (66.7%), and posted a plus-two rating on Oct. 7 at CHI; became the first Ranger to tally a goal on the team's first shot of the season since Michal Rozsival in 2007-08 ... Notched a goal on Oct. 9 at CBJ; became the first Rangers rookie to record a goal in each of the team's first two games of a season since Doug Weight in 1991-92 ... Posted his first career multi-goal/point game by registering two goals on Oct. 10 vs. CBJ ... Selected as the NHL's Second Star of the Week for the week ending on Oct. 11 ... Tallied his first career NHL assist on Oct. 18 vs. NJD ... Notched a point in six games over an eight-game span from Oct. 24 at PHI to Nov. 12 vs. STL (three goals, four assists) and posted a three-game point streak from Nov. 3 vs. WSH to Nov. 7 at ARI (two goals, two assists) ... Recorded his first career NHL game-winning goal on Nov. 6 at COL ... Tallied his 10th goal of the season and tied for the game-high with five shots on goal on Dec. 3 vs. COL; became the first Rangers rookie to register at least 10 goals within the team's first 27 games of a season since Tony Amonte in 1991-92 ... Notched a point and posted a plus-two rating in two

consecutive games on Jan. 5 vs. DAL and Jan. 9 vs. WSH (one goal, one assist) ... Registered an assist and posted a plus-one rating in two consecutive games on Feb. 25 at STL and Feb. 27 at DAL (two assists) ... Recorded a goal and registered three shots on goal on Mar. 6 vs. NYI ... Tied a single-game career-high with two points (one goal, one assist) and registered the game-winning goal in the Rangers' final regular season game on Apr. 9 vs. DET; tallied the first goal and the last goal of the 2015-16 regular season for the Rangers ... Skated in two playoff games ... Made his NHL playoff debut in Game 4 of the First Round vs. PIT on Apr. 21. **2014-15:** Registered two shots on goal and was credited with three hits while making his NHL debut on Feb. 24 vs. CGY.

AHL CAREER: 2014-15: Established AHL career-highs in goals (28), assists (28), points (56), power play goals (10), plus/minus rating (plus-seven), and shots on goal (214), and tied AHL career-highs in games played (75) and game-winning goals (six) ... Tied for eighth in the AHL in goals, ranked ninth in shots on goal, and tied for ninth in power play goals ... Ranked second among European-born players in the AHL in goals and points ... Led the Wolf Pack in game-winning goals and shots on goal, ranked second in goals, assists, points, and power play goals, tied for second in games played, and ranked fifth in plus/minus rating ... Registered a point in 16 of his final 19 regular season games, tallying 20 points (12 goals, eight assists) over the span ... Posted an AHL career-high 12-game point streak from Mar. 14 at Binghamton to Apr. 11 vs. Albany ... Tied for third in the AHL in assists (13) and ranked ninth in points (16) during the playoffs ... Tied for the team lead in assists, ranked second in points, and tied for fifth in goals (three). **2013-14:** Tied for fourth in the AHL in game-winning goals (six) ... Led Hartford in shots on goal (183), tied for the team lead in game-winning goals and shorthanded goals (two), ranked second in points (44) and power play assists (12), tied for second in games played (75), ranked third in goals (18), fourth in assists (26), and tied for fifth in pow-





er play goals (four) ... Made his AHL debut on Oct. 5 vs. Norfolk ... Registered his first career AHL point with an assist on Oct. 6 vs. Albany.

EUROPEAN CAREER: 2012-13: Established SHL career-highs in games played (55), goals (17), assists (25), and points (42) ... Finished third on the team and eighth in the league in points ... Ranked fourth on the team in goals ... Established SHL playoff career-highs in goals (four), assists (eight), points (12), penalty minutes (16) and plus/minus rating (plus-13) while leading Skelleftea to the SHL Championship ... Received the Stefan Liv Memorial Trophy as Most Valuable Player of the SHL Playoffs. **2011-12:** Split the season between Skelleftea of the SHL, Skelleftea Jr. of the SuperElit and Sundsvall IF of Allsvenskan (SWE-2). **2010-11:** Registered eight goals and four assists in nine games with Skelleftea Jr. **2009-10:** Established SuperElit career-highs in assists (23) and points (37) ... Made his SHL debut with Skelleftea. **2008-09:** Split the season between Skelleftea Jr. of the SuperElit and Skelleftea UI8 of SWE-UI8 ... Established SuperElit career-highs in games played (38), goals (14) and penalty min-

utes (54) ... Led the team in goals, assists (19) and points (33), and ranked second in penalty minutes ... Registered 18 points in six games with Skelleftea UI8. **2007-08:** Established Skelleftea UI8 career-highs in games played (31), goals (19), assists (29), points (48), and plus/minus rating (plus-22).

INTERNATIONAL CAREER: 2013: Captured a gold medal representing Sweden at the 2013 IIHF World Championship. **2011:** Represented Sweden at the 2011 IIHF World Junior Championship. **2009:** Represented Sweden at the 2009 IIHF World UI8 Championship.

BACKGROUND: Lists Joe Sakic as his hockey idol when he was a kid ... His first job was working as a dishwasher at a restaurant in Sweden ... The talent he would like to have is the ability to do magic tricks ... Single.

CAREER TRANSACTIONS: June 25, 2010 – Selected by the Coyotes in the second round, 57th overall, of the 2010 NHL Entry Draft. **May 8, 2011** – Acquired by the Rangers in exchange for Ethan Werek.

CAREER STATISTICS

SEASON	TEAM	LEAGUE	REGULAR SEASON					PLAYOFFS				
			GP	G	A	PTS	PIM	GP	G	A	PTS	PIM
2007-08	Skelleftea UI8	SWE-UI8	31	19	29	48	36	-	-	-	-	-
	Skelleftea Jr.	SWE-JR.	1	0	0	0	2	2	0	1	1	0
2008-09	Skelleftea UI8	SWE-UI8	6	8	10	18	14	7	4	5	9	8
	Skelleftea Jr.	SWE-JR.	38	14	19	33	54	5	0	1	1	4
2009-10	Sweden	WJIB	6	0	2	2	8	-	-	-	-	-
	Skelleftea Jr.	SWE-JR.	30	14	23	37	44	1	1	1	2	12
	Skelleftea	SHL	36	1	1	2	35	10	2	0	2	2
2010-11	Skelleftea Jr.	SWE-JR.	9	8	4	12	8	-	-	-	-	-
	Skelleftea	SHL	41	5	9	14	31	18	3	4	7	4
2011-12	Sweden	WJC	6	2	2	4	6	-	-	-	-	-
	Skelleftea Jr.	SWE-JR.	2	1	3	4	2	-	-	-	-	-
	IF Sundsvall	SWE-2	5	1	1	2	2	-	-	-	-	-
2012-13	Skelleftea	SHL	46	5	5	10	18	18	1	3	4	10
	Skelleftea	SHL	55	17	25	42	54	13	4	8	12	16
	Sweden	WC	10	1	1	2	2	-	-	-	-	-
2013-14	Hartford	AHL	75	18	26	44	58	-	-	-	-	-
2014-15	RANGERS	NHL	1	0	0	0	0	-	-	-	-	-
	Hartford	AHL	75	28	28	56	68	15	3	13	16	6
2015-16	RANGERS	NHL	68	13	15	28	43	2	0	0	0	2
NHL/NYR TOTALS			69	13	15	28	43	2	0	0	0	2

STATISTICAL BREAKDOWN

SEASON	PPG	SHG	GWG	+/-	S	S%	TF	F%	H	BS	MIN
2014-15	0	0	0	E	2	0.0	5	40.0	3	0	8:18
2015-16	1	0	2	12	114	11.4	277	48.4	132	36	12:10
TOTALS	1	0	2	12	116	11.2	282	48.2	135	36	12:07

SCORING VS. NHL

TEAM	GP	G	A	PTS
ANA	1	0	0	0
ARI	2	0	1	1
BOS	1	1	0	1
BUF	2	0	1	1
CGY	3	1	0	1
CAR	3	1	1	2
CHI	2	1	1	2
COL	2	2	0	2
CBJ	3	3	0	3
DAL	2	0	2	2
DET	3	1	1	2
EDM	2	0	0	0
FLA	2	0	1	1
LAK	1	0	1	1
MIN	2	0	0	0
MTL	2	0	0	0
NSH	2	0	1	1
NJD	4	0	1	1
NYI	2	1	0	1
NYR	-	-	-	-
OTT	3	0	0	0
PHI	5	0	1	1
PIT	3	0	0	0
SJS	1	0	0	0
STL	2	0	2	2
TBL	3	0	0	0
TOR	3	0	0	0
VAN	2	0	0	0
WSH	5	2	1	3
WPG	1	0	0	0
TOTALS	69	13	15	28

CAREER HIGHLIGHTS

CAREER HIGHS (LAST TIME)

GOALS	2, 10/10/15 vs. CBJ
ASSISTS	1 (15x), 4/9/16 vs. DET
POINTS	2 (3x), 4/9/16 vs. DET (1G-1A)
PIM	7, 2/6/16 at PHI
SHOTS	5 (2x), 12/6/15 vs. OTT
GOAL STREAK	3, 10/7/15 - 10/10/15 (4)
ASSIST STREAK	2 (2x), 2/25/16 - 2/27/16 (2)
POINT STREAK	3 (2x), 11/3/15 - 11/7/15 (2G-2A)

NHL FIRSTS

GAME	2/24/15 vs. CGY
GOAL	10/7/15 at CHI (Crawford)
ASSIST	10/18/15 vs. NJD



HENRIK LUNDQVIST

GOALTENDER

30

HEIGHT 6'1" WEIGHT 188 CATCHES LEFT BORN MAR 2, 1982 BIRTHPLACE ARE, SWEDEN

CAREER HIGHLIGHTS: 2015-16: Led the NHL in saves (1,788), tied for fourth in wins (35) and even strength SV% (.934), tied for fifth in appearances (65), and tied for eighth in shutouts (four) ... Tied his career-high - and led all NHL goaltenders - in assists (four) ... Led the NHL in selections as one of the game's Three Stars (28) and tied for first among all NHL players in selections as the game's First Star (14) ... Selected as the Rangers' Most Valuable Player for a franchise-record eighth time (had previously been selected as the team's MVP for seven consecutive seasons from 2006-07 - 2012-13) ... Posted a 2.50 GAA or better for the 11th consecutive season, becoming the first goaltender in NHL history to register a 2.50 GAA or better in each of his first 11 seasons ... Established several franchise records, including career regular season appearances, career regular season saves, career overall (regular season and playoff) appearances, and career overall (regular season and playoff) saves ... Posted a 1.65 GAA and a .949 SV% in his first 12 appearances of the season; registered the best SV% of any Rangers goaltender through his first 12 appearances of a season since the league began tracking the statistic in 1975-76, and posted the best GAA and SV% through his first 12 appearances of a season in his career ... Posted a three-game winning streak over the first three games of the season from Oct. 7 at CHI to Oct. 10 vs. CBJ, making 30 or more saves in each contest (2.01 GAA and .943 SV% over the span) ... Made 32 saves and earned a win in the Rangers' season opener on Oct. 7 at CHI; started his 10th consecutive regular season opener with the Rangers (2006-07 - 2015-16), becoming the second goaltender in franchise history to accomplish the feat (Ed Giacomin - 11 straight from 1965-66 - 1975-76) ... Became the fourth goaltender in Rangers history to appear in at least one regular season game in 11 different seasons, joining Mike Richter (14), Giacomin (11), and John Vanbiesbrouck (11) ... Stopped 37 of 39 shots he faced and earned a win on Oct. 10 vs. CBJ; made 30 or more saves and posted a SV% of .939 or better in each of his first three appearances of a season for the first time in his NHL



career ... Was selected as one of the game's Three Stars in eight consecutive appearances from Oct. 15 at MTL to Nov. 10 vs. CAR; allowed two goals or fewer in each of the eight contests ... Posted a personal career-high nine-game point streak from Oct. 18 vs. NJD to Nov. 14 at OTT (7-0-2, 1.41 GAA, .955 SV%, 1 SO) ... Made 34 saves, and stopped each of the last 33 shots he faced, on Oct. 22 vs. ARI ... Made a season-high 46 saves, and stopped all 23 shots he faced in the third period and overtime, on Oct. 24 at PHI ... Posted a personal six-game winning streak from Oct. 30 vs. TOR to Nov. 14 at OTT (1.32 GAA, .955 SV%, 1 SO over the span); the streak was tied for the third-longest of his career ... Made 32 saves and earned a win on Nov. 3 vs. WSH; appeared in his 630th career NHL game, passing Turk Broda for the seventh-most appearances a goaltender has made with one franchise ... Stopped all 33 shots he faced to earn a win and a shutout on Nov. 10 vs. CAR; made his 743rd overall appearance and his 19,405th overall save with the Rangers in the contest, passing Richter to become the franchise's all-time leader in each category ... Made 31 saves and earned a win on Nov. 12 vs. STL; became the first Rangers goaltender to earn at least one win against each of the Rangers' current 29 NHL opponents at MSG ... Made 22 saves in regulation/overtime and stopped two of three shooters he faced in the shootout to earn his 10th win of the season on Nov. 14 at OTT; earned 10 wins within his first 14 appearances of a season for the first time in his NHL career ... Stopped 26 of 28 shots he faced on Nov. 19 at TBL; allowed two goals or fewer in his 10th consecutive road start/appearance (dating back to Mar. 31, 2015), becoming the second Rangers goaltender to accomplish the feat (John Ross Roach - 11 straight from Dec. 20, 1930 - Feb. 15, 1931) ... Made 39 saves and earned his 350th career NHL win on Nov. 21 at FLA; became the 19th goaltender in NHL history to earn 350 career NHL wins ... Stopped all 31 shots he faced to earn a win and a shutout on Nov. 23 vs. NSH; earned his 300th career win in either regulation or the five-minute overtime period ... Made 33 saves to earn a win



on Nov. 30 vs. CAR; earned his 352nd career win with the Rangers, passing Terry Sawchuk for the third-most wins a goaltender has earned with one franchise in NHL history ... Made 36 saves, and stopped all 15 shots he faced in the third period and overtime, on Dec. 2 at NYI ... Stopped 23 of 24 shots he faced and earned a win on Dec. 6 vs. OTT; earned his 302nd career win in either regulation or the five-minute overtime period, passing Richter for the most career wins not earned in a shootout with the Rangers in franchise history ... Made 28 saves and tallied an assist on Dec. 11 at EDM ... Made 18 saves to earn his 15th win of the season on Dec. 15 vs. EDM; posted the 11th 15-win season of his career (2005-06 – 2015-16), passing Richter for the most 15-win seasons in franchise history ... Started 11 consecutive games from Dec. 18 at WPG to Jan. 16 at PHI; made at least 10 consecutive starts for the 12th time in his NHL career and for the first time since starting the final 14 games of the 2012-13 season ... Allowed two goals or fewer in six consecutive appearances from Jan. 11 vs. BOS to Jan. 24 at OTT ... Stopped 32 of 33 shots he faced and earned a win on Jan. 11 vs. BOS; became the first goaltender to make at least 20,000 overall saves in Rangers history ... Made 29 saves, and stopped all 26 shots he faced at 5-on-5 play, while making his 10th consecutive start on Jan. 14 at NYI ... Made 34 saves in regulation and overtime, stopped all three shooters he faced in the shootout, and tallied an assist to earn his 20th win of the season on Jan. 16 at PHI; became the first goaltender in NHL history to earn at least 20 wins in each of his first 11 seasons ... Stopped 30 of 32 shots he faced while making his 40th appearance of the season on Jan. 24 at OTT; passed Richter to become the franchise leader among goaltenders in seasons with 40 or more appearances (11) and became the second goaltender in NHL history to make at least 40 appearances in each of his first 11 NHL seasons (Tiny Thompson – 12 from 1928-29 – 1939-40) ... Posted an 8-3-0 record, along with a 1.81 GAA, a .934 SV%, and 2 SO in February; posted a .965 SV% at even strength during the month ... Registered a personal five-game winning streak from Feb. 4 vs. MIN to Feb. 14 vs. PHI (1.18 GAA, .954 SV%, 1 SO over the span) ... Made 26 saves in regulation and stopped both shooters he faced in the shootout to earn his 25th win of the season on Feb. 6 at PHI; became the seventh goaltender in NHL history to register at least 25 wins in 10 different seasons ... Selected as the NHL's Second Star of the Week for the week ending on Feb. 14 (3-0-0 record, 0.67 GAA, .976 SV%, 1 SO); stopped all 68 shots he faced at even strength during the

week ... Stopped 27 of 28 shots he faced to earn a win on Feb. 8 vs. NJD ... Stopped all 34 shots he faced to earn a win and a shutout on Feb. 10 at PIT, becoming the first Rangers goaltender to earn a shutout on the road against PIT since Feb. 27, 1971 (Giacomin); earned his 366th career NHL win, passing Martin Brodeur for the most wins a goaltender has earned in his first 11 seasons in NHL history ... Stopped 21 of 22 shots he faced and earned a win while appearing in his 667th career game with the Rangers on Feb. 14 vs. PHI; passed Richter to become the Rangers' all-time leader in regular season appearances by a goaltender ... Stopped all 22 shots he faced to earn a win and a shutout on Feb. 21 vs. DET; registered his 59th career NHL shutout, passing Roach and tying Nabokov for 17th place on the league's all-time shutouts list ... Made 31 saves while making his 50th appearance of the season on Feb. 23 at NJD; established a franchise record for most seasons with at least 50 appearances (nine) ... Made 35 saves to earn his 30th win of the season on Feb. 25 at STL; became the first goaltender in NHL history to earn at least 30 wins in 10 of his first 11 seasons and the third goaltender in NHL history to earn 30 or more wins in at least 10 different seasons (Brodeur – 14; Roy – 13); passed Richter to become the Rangers' all-time leader in regular season saves ... Made 36 saves to earn his 370th career NHL win on Feb. 27 at DAL; passed Tom Barrasso for sole possession of 16th place on the NHL's all-time wins list ... Made 40 saves on Mar. 12 at DET ... Made 43 saves on Mar. 19 at SJS ... Made 25 saves and earned a win on Mar. 21 vs. FLA; played the 40,000th minute of his NHL career, becoming the fifth goaltender in NHL history to play at least 40,000 minutes with one franchise ... Made 39 saves, including 30 in the final two periods, and earned a win on Mar. 23 vs. BOS ... Stopped 29 of 32 shots he faced while making his 60th appearance of the season on Mar. 27 vs. PIT; extended his franchise record for seasons with 60 or more appearances (eight) and became the fourth goaltender in NHL history to make 60 or more appearances in at least eight of his first 11 NHL seasons ... Made 27 saves and tallied his fourth assist of the season to earn a win on Apr. 4 at CBJ; earned his 373rd career NHL win, passing Andy Moog for sole possession of 15th place on the league's all-time wins list ... Made 39 saves and earned a win on Apr. 5 vs. TBL; earned his 374th career NHL win, tying John Vanbiesbrouck for 14th place on the league's all-time wins list ... Became the first goaltender in Rangers history to appear in at least one playoff game in 10 different seasons ... Made 29 saves and earned a win in Game 2 of the



Children present Lundqvist with the annual Garden of Dreams Foundation Hero Award, which honors an individual's spirit and commitment to the Garden of Dreams Foundation, with active, on-going dedication to children facing obstacles.

AS SPOKESPERSON FOR THE GARDEN OF DREAMS FOUNDATION, HENRIK LUNDQVIST IS COMMITTED TO HELPING THE FOUNDATION FULFILL ITS MISSION TO MAKE DREAMS COME TRUE FOR CHILDREN IN THE AREA FACING OBSTACLES.

Lundqvist jamming with bandmate, John McEnroe, at the Rock of Dreams concert, with net proceeds benefitting the Garden of Dreams Foundation.



First Round at PIT on Apr. 16; earned his 55th career NHL playoff win, passing Terry Sawchuk for 15th place on the NHL's all-time playoff wins list. **2014-15:** Tied for seventh in the NHL in goals against average (2.25), tied for eighth in the NHL in shutouts (five), and tied for 10th in the NHL in save percentage (.922) ... Became the second goalie in NHL history to post a 2.50 GAA or better in each of his first 10 seasons ... Posted a .920 SV% or better for the sixth consecutive season and for the seventh time in 10 NHL seasons ... Made 23 saves and recorded the win in the Rangers' season opener on Oct. 9 at STL; became the fifth Rangers goalie to appear in parts of 10 seasons with the team (along with Mike Richter, Ed Giacomin, John Vanbiesbrouck, and Gump Worsley) and became the third goalie in franchise history to start nine consecutive regular season openers ... Stopped all 33 shots he faced to record a win/shutout on Oct. 19 vs. SJS ... Stopped all 25 shots he faced through regulation and overtime while appearing in his 583rd career NHL game on Nov. 1 vs. WPG; passed Worsley for second on the Rangers' all-time appearances list ... Registered a 16-4-0 record, along with a 1.82 GAA, a .938 SV%, and 1 SO in 20 appearances from Dec. 8 vs. PIT to Feb. 2 vs. FLA; allowed two goals or fewer in 15 of those 20 contests ... Posted a personal seven-game winning streak from Dec. 8 vs. PIT to Dec. 27 vs. NJD (1.54 GAA, .940 SV%, and 1 SO over the span); tied his career-high ... Stopped all 16 shots he faced to record his 55th career NHL shutout on Dec. 14 at EDM; passed Ed Giacomin and Bernie Parent for 20th on the NHL's all-time shutouts list ... Named NHL Third Star of the Week for the week ending on Dec. 14, as he posted a 3-0-0 record, along with a 1.30 GAA, a .951 SV%, and 1 SO in three appearances ... Made 19 saves and recorded a win while appearing in his 600th career NHL game on Dec. 27 vs. NJD; became the ninth goalie to appear in at least 600 games with one franchise in NHL history and became one of four goalies in NHL history who posted at least 325 wins through his first 600 career games (Jacques Plante, Martin Brodeur, Chris Osgood) ... Made 30 saves and posted his 20th win of the season on Jan. 10 at SJS; became the first goalie in NHL history who has won at least 20 games in each of his first 10 NHL seasons and tied Richter for the most 20-win seasons in franchise history ... Made at least 30 saves in six of seven appearances from Jan. 16 at CBJ to Feb. 2 vs. FLA, including in four straight games from Jan. 16 at CBJ to Jan. 27 at NYI; made 30 or more saves in four consecutive appearances for the first time since Dec. 17 - Dec. 23, 2009 ... Posted his 30th win of the season on Apr. 11 at WSH; be-

came the first goalie in NHL history to earn at least 30 wins in nine of his first 10 NHL seasons and became the fourth goalie in NHL history to earn at least 30 wins in nine different seasons, joining Martin Brodeur, Patrick Roy, and Ed Belfour ... Tied for third in the NHL in wins (11) and GAA (2.11), and ranked fourth in the NHL in SV% (.928) in the playoffs ... Allowed two goals or fewer in 14 of 19 playoff appearances, and allowed one goal in nine appearances ... Posted a 1.53 GAA and a .939 SV% (124 saves on 132 shots) in the First Round against PIT; recorded the second-lowest GAA in a playoff series in his career, and the lowest since the ECQF against ATL in 2007 (1.50) ... Appeared in his 94th career playoff game with the Rangers in Game 2 vs. PIT on Apr. 18; became the Rangers' all-time leader in playoff appearances (among skaters and goaltenders) ... Posted a 1.65 GAA and a .946 SV% in the Second Round against WSH ... Appeared in his 100th career NHL playoff contest in Game 3 at WSH on May 4; became the first Ranger (skater or goaltender) to appear in 100 playoff games with the franchise ... Made 28 saves while making his 100th consecutive playoff appearance with the Rangers in Game 4 at WSH on May 6; became the third goaltender in NHL history to appear in 100 consecutive playoff games with one franchise (Brodeur - NJD; Roy - COL) ... Stopped 28 of 29 shots and earned a win in Game 5 vs. WSH on May 8; allowed two goals or fewer for the eighth consecutive playoff game, establishing a franchise record ... Made 42 saves and earned his 50th career NHL playoff win in Game 6 at WSH on May 10; the 42 saves were the most he made in one playoff game which ended in regulation in his career ... Made 35 saves and earned a win in Game 7 vs. WSH on May 13; earned his sixth career win in Game 7 of a playoff series, tying Brodeur and Roy for the most Game 7 wins in NHL history, and earned his 10th consecutive win when facing elimination at MSG (0.96 GAA, .968 SV%, 2 SO in the 10 games). **2013-14:** Tied for fourth in the NHL in shutouts (five), tied for seventh in wins (33), and tied for first among goalies in assists (four) ... Registered a 2.36 GAA and a .920 SV%; posted a save percentage of .920 or better for the fifth consecutive season ... Became the Rangers' all-time wins leader by recording his 302nd career victory in an 8-4 win on Mar. 18 at OTT ... Became the Rangers' all-time leader in shutouts by recording his 50th career shutout on Mar. 22 at NJD ... Posted a 2-0-0 record with a 2.00 GAA and a .925 SV% in two contests at Yankee Stadium as part of the 2014 Coors Light NHL Stadium Series; became the first goalie to win two outdoor games in one season and three out-

door games in his career ... Recorded his 300th career NHL win with a 30-save shutout on Mar. 9 vs. DET; became the 29th goalie in NHL history to win 300 games and the 11th to win 300 games with one team; tied Ed Giacomin's franchise record for career shutouts with 49 ... Made 30 saves in a 4-2 win on Mar. 14 at WPG; tied Mike Richter for the franchise record in career wins (30) ... Established playoff career-highs in appearances (25) and wins (13) ... Established a franchise record for playoff appearances is one year ... Ranked second in the NHL in wins, GAA (2.14), and SV% (.927) ... Stopped 26 of 27 shots in Game 7 of the First Round vs. PHI on Apr. 30; became one of four goalies in NHL history to win four consecutive Game 7s (Patrick Roy, Ed Belfour, Cam Ward) ... Posted a 1.87 GAA and a .940 SV% in the Second Round against PIT ... Appeared in his 77th career playoff game in Game 3 vs. PIT on May 5; passed Richter for first on the team's all-time playoff appearances list ... Made 35 saves in Game 7 at PIT on May 13; became the first goalie in NHL history to win five consecutive Game 7s, posting a 0.80 GAA and a .973 SV% in the five games ... Registered a playoff career-high, five-game winning streak from Game 5 at PIT on May 9 to Game 2 of the Eastern Conference Final at MTL on May 19 (1.20 GAA, .964 SV% over the span) ... Made 40 saves to record his 40th career playoff victory in Game 2 at MTL on May 19 ... Stopped all 18 shots he faced in Game 6 vs. MTL on May 29; passed Richter for first on the Rangers' all-time playoff wins list with his 42nd career playoff victory, and tied Richter for first on the team's all-time playoff shutouts list with his ninth career playoff shutout ... Made at least 40 saves in three of five Stanley Cup Final games against LAK. **2012-13:** Tied for the NHL lead in wins (24) to become the first Rangers goaltender to lead the league in wins since Mike Richter in 1993-94 (42) ... Tied for fifth in the NHL in SV% (.926) and ranked seventh in GAA (2.05) ... Nominated for the Vezina Trophy as the NHL's top goaltender for the fifth time in his career ... Captured Rangers' MVP honors for the seventh time and the for the seventh consecutive season, both Rangers records ... Posted his second shutout of the season, and 45th of his career, on Apr. 27 vs. NJD to pass Ed Giacomin as the franchise leader in career total shutouts (regular season + playoffs) with 51 total shutouts in his career ... Named the NHL's Third Star for the week ending Apr. 7, posting a 3-0-I mark with a 1.22 GAA and .962 SV% over the span ... Established a playoff career-high in SV% (.934); was the highest save percentage a Rangers goalie has posted in one playoff year in franchise history ... Tied for second in the league in SV% and

ranked sixth in GAA (2.14) in the playoffs ... Posted back-to-back shutouts in Game 6 of the Eastern Conference Quarterfinals vs. WSH on May 12 and Game 7 at WSH on May 13, becoming the first goaltender since Dominik Hasek to record consecutive shutouts in Games 6 and 7 of a playoff series (2002 Western Conference Finals) ... Posted a playoff career-high shutout streak of 15:23 from the beginning of Game 6 vs. WSH on May 12 vs. to 12:23 of the second period of Game 1 of the Eastern Conference Semifinals at BOS on May 16. **2011-12:** Established career-bests in wins (39), GAA (1.97), and SV% (.930) ... Ranked third in the NHL in wins, tied for third in SV% and shutouts (eight), and tied for fourth in GAA ... Captured Rangers' MVP honors for the sixth consecutive year, which established a franchise record, and tied him with Brian Leetch for the most in franchise history ... Posted a career-high shutout streak of 18:33 from 19:11 of the second period on Jan. 21 at BOS to 12:02 of the second period on Feb. 5 vs. PHI ... Posted his sixth shutout of the season, and second in as many starts, stopping 34 shots through regulation/overtime and four of five shootout attempts on Feb. 1 at BUF; passed Kerr for second on the Rangers' all-time shutouts list with 41 career shutouts and marked the first time in his career he posted shutouts in two consecutive appearances ... Stopped nine of 12 shots in the first period while making his third career All-Star appearance on Jan. 29 ... Made 27 saves to post his fourth shutout and 20th win of the season on Jan. 17 vs. NSH; became the third Rangers' goalie to post 20+ wins in seven straight seasons (Richter: 1995-02; Giacomin: 1966-74 ... Posted a career-high, seven-game winning streak from Dec. 20 - Jan. 10 ... Made a career-high 32 consecutive starts from Feb. 11, 2011 at ATL to Oct. 22 at EDM (37 straight including playoffs) ... Stopped all 40 shots he faced for his first win and shutout of the season on Oct. 18 at VAN ... Established playoff career-bests in shutouts (three), and GAA (1.82) ... Tied for the NHL lead in shutouts, ranked second in GAA, third in wins, and fifth in SV% ... Made 46 saves in a triple overtime victory in Game 3 of the Eastern Conference Semifinals at WSH on May 2. **2010-11:** Established a career-high in shutouts (11) ... Led the NHL in shutouts and road wins (20), ranked fifth in saves (1,813), tied for fifth in appearances (68), tied for sixth in wins (36), ranked seventh in GAA (2.28), and tied for seventh in SV% (.923) ... Captured the Rangers' MVP Award for a franchise record, fifth consecutive year ... Posted his career-high, 11th shutout of the season, while appearing in his 400th career NHL game with 26 saves in a 1-0 win at

BOS on Mar. 26; moved into a tie for second place in team history for most shutouts in a season ... Registered his 30th win of the season on Mar. 18 vs. MTL, extending his NHL record with six consecutive 30-win seasons to begin his career, and his franchise record with six consecutive 30-win seasons ... Turned aside the first penalty shot attempt in NHL All-Star Game history at 6:13 of the third period, and stopped 11 of 14 shots in the third while making his second career All-Star Game appearance on Jan. 30 in Carolina ... Tied the NHL record for longest assist streak by a goaltender (Tom Barrasso - 1984-85, 1988-89; Ed Belfour - 2001-02) becoming the first Rangers goalie to record an assist in three consecutive games (goalie games played) on Jan. 5 vs. CAR, Jan. 7 at DAL and Jan. 11 vs. MTL ... Posted his 25th career shutout, and first of the season, stopping 36 shots in a 2-0 win on Oct. 30 at TOR, passing Richter, Chuck Rayner and Worsley and moving into fourth place on the Rangers' all-time regular season shutouts list. **2009-10:** Established career-highs in appearances (73) and saves (1,942) ... Tied for second in the NHL in appearances, ranked fourth in saves, fifth in ice time (4,203:49), eighth in GAA (2.38), and tied for seventh in SV% (.921) and 10th in wins (35) ... Established a single-season franchise record for appearances by a goalie ... Made 35 saves through regulation/overtime, and stopped all three shots faced in the shootout, to post his 30th win of the season on Mar. 25 at NJD, becoming the only goalie in NHL history to post 30 or more wins in each of his first five NHL seasons, and the first Rangers goaltender in team history to post five straight 30-win seasons. **2008-09:** Ranked third in the NHL in saves (1,839), and fourth in wins (38) and appearances (70) ... Became the first goaltender in NHL history to reach the 30-win mark in each of his first four seasons on Mar. 12 at NSH ... Appeared in his first career NHL All-Star Game on Jan. 25 in Montreal. **2007-08:** Led the NHL in shutouts (10), tied for fourth in wins (37) and ranked sixth in GAA (2.23); became the first Rangers goalie to lead the league in shutouts since 1970-71 (Giacomin - eight) ... Nominated as a finalist for the Vezina Trophy, as the NHL's top goaltender, for the third consecutive season ... Turned aside all 25 shots he faced to record his 10th shutout of the season on Apr. 3 at NYI; became the first Ranger goalie to register at least 10 shutouts in one season since Roach in 1928-29 ... Stopped 26 shots on Mar. 6 at NYI for his 30th win of the season, becoming only the second goalie in NHL history to record three straight 30-win seasons to begin their career at the time (Ron Hextall, 1986-87 to 1988-89). **2006-07:** Ranked fifth in

the NHL in appearances (70), tied for sixth in the NHL in shutouts (five), ranked eighth in GAA (2.34), tied for eighth in wins (37), and tied for ninth in SV% (.917) ... Tied for fourth in the NHL with eight shootout wins ... Named a finalist for the Vezina Trophy as the league's top goaltender for the second consecutive season ... Ranked third in the NHL in SV% (.924) and fifth in GAA (2.07) in the playoffs ... Made 21 saves to record his first career NHL playoff win in Game 1 of the Eastern Conference Quarterfinals at ATL on Apr. 12 ... Stopped all 21 shots he faced to register his first career NHL playoff shutout in Game 3 vs. ATL on Apr. 17. **2005-06:** Finished fourth in the NHL in SV% (.922), fifth in GAA (2.24), and tied for 11th in wins (30) ... Named a finalist for the Vezina Trophy as the NHL's top goaltender ... Named to the NHL's All-Rookie Team ... Posted his 30th win of the season on Mar. 29 at NYI, breaking the Rangers rookie goaltending wins record previously held by Jim Henry (1941-42) and Johnny Bower (1953-54) ... Posted his first career NHL shutout on Oct. 17 vs. FLA ... Recorded his first NHL win on Oct. 13 vs. NJD ... Made his Rangers/NHL debut on Oct. 8 at NJD, posting 24 saves in a 3-2 overtime loss.

EUROPEAN CAREER: 2004-05: Led the SHL in wins (33), GAA (1.79), SV% (.936) and shutouts (six) while capturing the SHL championship with Frolunda ... Established multiple national playoff records, including GAA (1.05), SV% (.962), shutout streak (17:29), and shutouts (six) ... Captured Sweden's Best Player Award and the league's MVP. **2003-04:** Voted to the Swedish Media All-Star Team for the second consecutive season. **2002-03:** Captured the SHL championship. **2001-02:** Made his SHL debut.

INTERNATIONAL CAREER: 2014: Posted a 5-1-0 record, a 1.50 GAA, a .943 SV%, and 2 SO in six games while helping Sweden capture a silver medal at the 2014 Winter Olympics in Sochi, Russia ... His 12 wins rank second all-time in Olympic competition (Vladislav Tretiak - 17). **2010:** Represented Sweden at the 2010 Winter Olympic Games ... Led all tournament goaltenders in GAA (1.34) and shutouts (two), and ranked fourth in SV% (.927). **2008:** Posted a 3-2-0 record, along with a 2.97 GAA and a .911 SV% in five games while representing Sweden at the 2008 IIHF World Championship. **2006:** Captured a Gold Medal with Team Sweden at the 2006 Winter Olympics, posting a 5-1-0 record, along with a 2.33 GAA. **2005:** Appeared in nine games for Sweden at the 2005 World Championship, posting a 6-3-0 record, along with a 2.35 GAA. **2004:** Captured a silver

medal with Sweden at the 2004 World Championship, finishing third in the tournament in GAA (1.64) and saves (160), fourth in shutouts (one) and sixth in SV% (.924). **2003:** Represented Sweden at the 2003 World Championship. **2002:** Ranked second overall in minutes played (259:15), fourth in GAA (2.15), and fifth in SV% (.906) with Sweden at the 2002 World Junior Championship. **2001:** Represented Sweden at the 2001 World Junior Championship. **2000:** Represented Sweden at the 2000 U-18 World Junior Championship.

BACKGROUND: Became the official spokesperson for the Garden of Dreams Foundation in Jan. 2009 ... He conceived and created the Crown Collection, a collection of apparel he designed with a percentage of proceeds benefiting the Garden of Dreams Foundation ... Recipient of the 2012 Garden of Dreams Hero Award, an award established in 2009 to annually honor a person or organization who embodies the spirit and commitment of the Garden of Dreams Foundation, with active, ongoing dedication to children facing obstacles ... Established the Henrik Lundqvist Foundation in 2014; The foundation, through its fundraising efforts and community outreach, strives to create positive change in the lives of children and adults throughout the world through education and health services ... Received the Victoria Scholarship in 2016; the award has been given annually since 1979 to the Swedish athlete who had the best performance of the year, and it is awarded on July 14, which is the birthday of Victoria, Crown Princess of Sweden ... Nominated for the inaugural Sports Humanitarian of the Year Award, presented by ESPN and Playstation, in 2015; the award celebrates and honors athletes, teams, nonprofits, and members of the sports industry for using sport to serve communities and make a positive impact on society ... Nominated for the 2014-15 NHL Foundation Player Award, which is presented annually to "an NHL player who applies the core values of hockey -- commitment, perseverance and teamwork -- to enrich the lives of people in his community" ... Partnered with celebrities for the MSG Networks series "The Mask with Henrik Lundqvist" in 2015; the five-part series featured Henrik in one-on-one interviews with Mario Batali, Michael J.

Fox, Tiesto, Jeff Gordon, and John McEnroe, as they designed one-of-a-kind goalie masks that Henrik wore during the 2014-15 season, and over \$220,000 has been raised through The Mask with Henrik Lundqvist's event, auction and related campaigns ... Teamed up with tennis great John McEnroe to create Rock of Dreams, a fundraiser featuring their band "Noise Upstairs" at the Canal Room in New York City, to raise over \$60,000 for charity, including \$48,000 for the Garden of Dreams Foundation ... Auctioned off the customized mask he created for the Winter Classic following the Rangers' victory, raising over \$37,000 for the Garden of Dreams ... Was the first hockey player to be featured on HBO's award winning series, "Real Sports with Bryant Gumbel." ... Named to Vanity Fair's 2013 International Best Dressed List ... Appeared in the "Ice Cold Killers" fashion feature in the Nov. 2012 issue of Esquire Magazine ... Named one of the most stylist New Yorkers by US Weekly Magazine ... Was awarded "Most Stylish Athlete" at the 2012 Style Awards during Mercedes Benz Fashion Week ... Made a guest appearance, along with fellow teammates, on the Sept. 30, 2009 episode of Late Show with David Letterman to present the Top 10 list ... Named to Page Six Magazine's "Best-Dressed of NYC Fashion Week" list (Sept. 2008) ... Inducted into Grey Line New York's "Ride of Fame" on Aug. 31, 2010, joining the ranks of Donald Trump, Rachel Ray and Whoopi Goldberg, as a personalized bus was unveiled featuring his likeness ... Featured in spread of 2010 Vogue magazine's celebrated September issue ... Named to People Magazine's "100 Most Beautiful People" list in 2006 ... Opened Tiny's Restaurant in Tribeca with Sean Avery in April of 2011 ... Twin brother Joel, was drafted by Dallas in the third round of the 2000 NHL Entry Draft, and they played against each other three times in the NHL ... Is a fan of Bruce Springsteen, the Foo Fighters and Slash from Guns 'N Roses ... Played guitar with a band in Frolunda ... Also enjoys golf and soccer ... Nickname is Hank ... Married - wife, Therese; daughters, Charlise and Juli.

CAREER TRANSACTIONS: June 25, 2000 - Selected by the Rangers in the seventh round, 205th overall, of the 2000 NHL Entry draft.

CAREER STATISTICS

REGULAR SEASON

SEASON	TEAM	LEAGUE	GP	W	L	T	OT	SO	GA	SA	GAA	SV%	MIN	A	PIM
1998-99	Frolunda Jr.	SWE-JR.	35	-	-	-	-	0	95	-	2.73	-	2,100	-	-
1999-00	Frolunda Jr.	SWE-JR.	30	-	-	-	-	0	73	-	2.54	-	1,726	-	-
	Sweden	WJ18	4	-	-	-	-	0	9	-	2.25	-	240	-	-
2000-01	Frolunda Jr.	SWE-JR.	19	-	-	-	-	2	50	-	2.64	-	1,140	-	-
	Frolunda UI8	SWE-UI8	2	-	-	-	-	0	5	-	2.50	-	120	-	-
	Molndal	SWE-2	7	-	-	-	-	0	29	-	4.22	-	420	-	-
	Frolunda	SHL	4	-	-	-	-	0	11	-	3.47	-	190	-	-
	Sweden	WJC	7	3	4	0	-	0	13	-	1.86	-	419	-	-
2001-02	Frolunda	SHL	20	-	-	-	-	2	52	-	2.71	-	1,152	-	-
	Frolunda Jr.	SWE-JR.	1	1	0	0	-	0	4	-	4.00	-	60	-	-
	Sweden	WJC	7	3	2	2	-	1	15	-	2.15	-	419	-	-
2002-03	Frolunda	SHL	28	-	-	-	-	6	40	-	1.45	-	1,650	-	-
	Frolunda Jr.	SWE-JR.	1	1	0	0	-	0	4	-	4.00	-	60	-	-
	Sweden	WC	-	-	-	-	-	-	-	-	-	-	-	-	-
2003-04	Frolunda	SHL	48	-	-	-	-	7	105	-	2.17	-	2,897	-	-
	Sweden	WC	8	5	2	1	-	1	13	-	1.64	-	476	-	-
2004-05	Frolunda	SHL	44	33	8	3	-	6	79	-	1.79	-	2,642	-	-
	Sweden	WC	9	6	3	0	-	1	20	188	2.35	-	510	-	-
	Sweden	W-Cup	-	-	-	-	-	-	-	-	-	-	-	-	-
2005-06	RANGERS	NHL	53	30	12	-	9	2	116	1,485	2.24	.922	3,112	2	0
	Sweden	Olympics	6	5	1	0	-	0	14	-	2.33	-	360	-	-
2006-07	RANGERS	NHL	70	37	22	-	8	5	160	1,927	2.34	.917	4,109	0	0
2007-08	RANGERS	NHL	72	37	24	-	10	10	160	1,823	2.23	.912	4,305	0	2
	Sweden	WC	5	3	2	0	-	0	14	157	2.97	-	-	-	-
2008-09	RANGERS	NHL	70	38	25	-	7	3	168	2,007	2.43	.916	4,153	2	0
2009-10	RANGERS	NHL	73	35	27	-	10	4	167	2,109	2.38	.921	4,204	1	0
	Sweden	Olympics	3	2	1	0	-	2	4	55	1.34	.927	179	-	-
2010-11	RANGERS	NHL	68	36	27	-	5	11	152	1,965	2.28	.923	4,007	4	6
2011-12	RANGERS	NHL	62	39	18	-	5	8	123	1,753	1.97	.930	3,754	2	4
2012-13	RANGERS	NHL	43	24	16	-	3	2	88	1,190	2.05	.926	2,575	1	0
2013-14	RANGERS	NHL	63	33	24	-	5	5	144	1,810	2.36	.920	3,655	4	0
	Sweden	Olympics	6	5	1	0	-	2	9	159	1.50	.943	360	0	0
2014-15	RANGERS	NHL	46	30	13	-	3	5	103	1,329	2.25	.922	2,743	1	0
2015-16	RANGERS	NHL	65	35	21	-	7	4	156	1,944	2.48	.920	3,772	4	4
	NHL/NYR TOTALS		685	374	229	-	72	59	1,537	19,342	2.28	.921	40,388	21	16

PLAYOFFS

SEASON	TEAM	LEAGUE	GP	W	L	SO	GA	SA	GAA	SV%	MIN
1999-00	Frolunda Jr.	SWE-JR.	5	4	1	2	7	-	1.40	-	300
2000-01	Frolunda UI8	SWE-UI8	3	2	1	0	5	-	1.62	-	182
2001-02	Frolunda	SHL	8	8	0	2	18	-	2.21	-	489
2002-03	Frolunda	SHL	12	-	-	2	26	-	2.11	-	739
2003-04	Frolunda	SHL	10	-	-	0	20	-	1.97	-	610
2004-05	Frolunda	SHL	14	12	2	6	15	-	1.05	-	854
2005-06	RANGERS	NHL	3	0	3	0	13	79	4.41	.835	177
2006-07	RANGERS	NHL	10	6	4	1	22	291	2.07	.924	637
2007-08	RANGERS	NHL	10	5	5	1	26	287	2.57	.909	608
2008-09	RANGERS	NHL	7	3	4	1	19	207	3.00	.908	380
2010-11	RANGERS	NHL	5	1	4	0	13	156	2.25	.917	346
2011-12	RANGERS	NHL	20	10	10	3	38	554	1.82	.931	1,251
2012-13	RANGERS	NHL	12	5	7	2	27	411	2.14	.934	756
2013-14	RANGERS	NHL	25	13	11	1	54	737	2.14	.927	1,516
2014-15	RANGERS	NHL	19	11	8	0	41	570	2.11	.928	1,166
2015-16	RANGERS	NHL	5	1	3	0	15	113	4.39	.867	205
	NHL/NYR TOTALS		116	55	59	9	268	3,405	2.28	.921	7,042

CAREER STATISTICS

RECORD VS. NHL

TEAM	GP	W	L	OT	GA	GAA	SV%	SO
ANA	10	5	4	1	25	2.46	.907	0
ARI	7	6	1	0	15	2.11	.925	0
BOS	37	23	12	2	73	1.95	.935	6
BUF	30	17	10	2	65	2.29	.919	2
CGY	7	4	3	0	20	2.81	.888	0
CAR	34	23	10	1	72	2.09	.927	2
CHI	10	6	2	2	22	2.19	.925	0
COL	9	3	3	3	20	2.31	.921	0
CBJ	13	9	3	1	30	2.44	.920	0
DAL	11	7	4	0	23	2.09	.931	0
DET	10	5	3	2	22	2.17	.932	3
EDM	8	3	2	2	19	2.49	.910	1
FLA	33	22	10	1	63	1.91	.934	5
LAK	9	3	4	2	24	2.63	.913	0
MIN	10	6	4	0	28	2.92	.885	0
MTL	32	14	15	2	85	2.77	.900	2
NSH	9	5	4	0	17	1.91	.935	2
NJD	57	34	16	7	108	1.90	.931	8
NYI	53	29	17	6	114	2.22	.921	5
NYR	-	-	-	-	-	-	-	-
OTT	36	15	17	3	74	2.08	.931	1
PHI	50	31	13	4	116	2.41	.919	4
PIT	59	29	21	9	143	2.42	.916	4
SJS	9	4	4	0	18	2.34	.934	1
STL	8	3	4	0	18	2.48	.919	0
TBL	38	19	13	6	89	2.38	.916	2
TOR	26	13	8	5	70	2.77	.902	2
VAN	9	5	4	0	17	2.01	.934	2
WSH	32	19	9	4	84	2.65	.906	4
WPG	29	12	9	7	63	2.19	.920	3
TOTALS	685	374	229	72	1,537	2.28	.921	59

RANGERS AWARDS

Rangers MVP (as voted by the Professional Hockey Writers Association)	2006-07, 2007-08, 2008-09, 2009-10, 2010-11, 2011-12, 2012-13, 2015-16
Steven McDonald Extra Effort Award	2005-06
John Halligan Good Guy Award (Cooperation with Media)	2007-08
Lars-Erik Sjoberg Award (Best Rookie in Training Camp)	2005
Rangers Fan Club Frank Boucher Trophy (Most Popular Player On and Off the Ice)	2006-07, 2009-10
Rangers Fan Club Rookie of the Year	2005-06
Rangers Fan Club Ceil Sidel Memorial Award (Dedication to the Organization On and Off the Ice)	2005-06, 2008-09

CAREER HIGHLIGHTS

CAREER HIGHS (LAST TIME)

SHOTS FACED	55, 3/4/10 vs. PIT
WIN STREAK	7 (3x), 12/8/14 - 12/27/14
SHUTOUT STREAK	182:37, 1/21/12 - 2/5/12
POINT STREAK	9, 10/18/15 - 11/14/15 (7-0-2)

NHL FIRSTS

GAME	10/8/05 at NJD (2-3, OT)
WIN	10/13/05 vs. NJD (4-1)
SHUTOUT	10/17/05 vs. FLA (4-0)

NHL AWARDS

Vezina Trophy, 2011-12

CAREER SHOOTOUTS

W	L	SA	GA	SV%
53	38	341	86	.748

40 OR MORE SAVE GAMES (17; 9-1-7)

DATE	OPPONENT	RESULT	SAVES
12/14/06	at DAL	5-2	43
3/24/07	at BOS	2-1 (SO)	40
10/18/08	at DET	4-5 (OT)	40
2/13/09	at FLA	1-2 (SO)	42
1/12/10	NJD	0-1 (SO)	45
2/6/10	NJD	3-1	41
3/4/10	PIT	4-5 (OT)	50
4/11/10	at PHI	1-2 (SO)	46
11/26/10	at FLA	3-0	40
12/29/10	at NJD	3-1	43
10/18/11	at VAN	4-0	40
2/14/12	at BOS	3-0	42
4/6/13	at CAR	4-1	48
11/21/13	at DAL	3-2	41
10/24/15	at PHI	2-3 (SO)	46
3/12/16	at DET	2-3 (OT)	40
3/19/16	at SJS	1-4	43

CAREER PENALTY SHOTS (16)

DATE	OPPONENT	PLAYER (RESULT)
11/25/06	at PIT	Jordan Staal (Save)
12/7/06	PIT	Nils Ekman (Goal)
1/20/07	ATL	Marian Hossa (Save)
10/23/07	at PIT	Jordan Staal (Save)
10/29/07	TBL	Vincent Lecavalier (Goal)
2/3/08	at MTL	Sergei Kostitsyn (Goal)
1/18/09	at PIT	Sidney Crosby (Save)
1/9/10	at BOS	Marco Sturm (Save)
3/21/10	at BOS	Daniel Paille (Save)
1/2/12	at PHI	Daniel Briere (Save)
12/8/13	WSH	Mikhail Grabovski (Goal)
12/20/13	NYI	Cal Clutterbuck (Goal)
3/5/14	TOR	Tyler Bozak (Goal)
3/7/14	at CAR	Jeff Skinner (Goal)
11/5/14	DET	Gustav Nyquist (Save)
11/21/15	at FLA	Reilly Smith (Save)

ALL-STAR GAME STATISTICS

SEASON	TEAM	MINS	GA
2008-09	Eastern Conference	20:00	6
2010-11	Team Staal	18:36	3
2011-12	Team Alfredsson	19:49	3

CAREER SHUTOUTS (59)

DATE	OPPONENT	SCORE	SAVES
10/17/05	FLA	4-0	23
1/7/06	FLA	4-0	38
11/21/06	CAR	4-0	34
2/9/07	TBL	5-0	29
2/27/07	MTL	4-0	19
3/17/07	BOS	7-0	30
3/21/07	PHI	5-0	17
10/20/07	at BOS	0-1 (SO)	19
10/25/07	NJD	2-0	22
11/1/07	WSH	2-0	31
11/5/07	PHI	2-0	30
12/9/07	NJD	1-0	17
12/18/07	PIT	4-0	18
1/22/08	ATL	4-0	14
2/24/08	FLA	5-0	23
3/9/08	BOS	1-0 (SO)	29
4/3/08	at NYI	3-0	25
1/5/09	PIT	4-0	27
1/10/09	at OTT	2-0	33
3/30/09	NJD	3-0	38
11/1/09	BOS	1-0	29
1/12/10	NJD	0-1 (SO)	45
3/24/10	NYI	5-0	27
4/2/10	at TBL	5-0	30
10/30/10	at TOR	2-0	36
11/5/10	at NJD	3-0	33
11/26/10	FLA	3-0	40
12/03/10	NYI	2-0	17
12/12/10	WSH	7-0	31
1/13/11	VAN	1-0	31
1/19/11	TOR	7-0	22
2/25/11	WSH	6-0	35
3/6/11	PHI	7-0	24
3/22/11	FLA	1-0	22
3/26/11	at BOS	1-0	26
10/18/11	at VAN	4-0	40
11/26/11	PHI	2-0	29
12/26/11	NYI	3-0	28
1/17/12	NSH	3-0	27
1/24/12	WPG	3-0	22
2/1/12	at BUF	1-0 (SO)	34
2/14/12	at BOS	3-0	42
2/27/12	NJD	2-0	13
4/13/13	at NYI	1-0	29
4/27/13	NJD	4-0	20
10/16/13	at WSH	2-0	22
10/31/13	BUF	2-0	29
1/16/14	DET	1-0	38
3/9/14	DET	3-0	30
3/22/14*	at NJD	2-0	21
10/19/14	SJS	4-0	33
11/1/14	WPG	0-1 (SO)	25
11/11/14	PIT	5-0	33
11/23/14	MTL	5-0	21
12/14/14	at EDM	2-0	16
11/10/15	CAR	3-0	33
11/23/15	NSH	3-0	31
2/10/16	at PIT	3-0	34
2/21/16	DET	1-0 (OT)	22

*Became the Rangers' all-time leader in shutouts

HENRIK LUNDQVIST **30** GOALTENDER

30 Lundqvist is one of three goaltenders who have posted at least 10 30-win seasons in NHL history (along with Martin Brodeur and Patrick Roy).

RECORD BREAKER

Lundqvist has established several NHL records throughout his first 11 seasons in the league, including consecutive 30-win seasons to begin an NHL career (seven), consecutive seasons with a 2.50 GAA or better to begin an NHL career (11), and consecutive wins in Game 7 of a playoff series (six).



TOP OF THE HEAP

Since entering the NHL in 2005-06, Lundqvist leads all NHL goalies (min. 350 appearances) in appearances (685), wins (374), and shutouts (59), is tied for first in SV% (.921), and ranks second in GAA (2.28).

TRUE BLUE

Lundqvist is the Rangers' all-time leader in several categories, including career appearances, wins, shutouts, saves, playoff appearances, and playoff wins by a goaltender.

DID YOU KNOW

Since NHL players began participating in the Olympics in 1998, Lundqvist is the only goaltender who has appeared in an Olympic Gold Medal Game and a Stanley Cup Final game in the same year (2014).

MVP!

Lundqvist has been selected as the Rangers' Most Valuable Player in eight different seasons in his career (2006-07, 2007-08, 2008-09, 2009-10, 2010-11, 2011-12, 2012-13, and 2015-16).

Lundqvist's eight Team MVP awards and his seven straight Team MVP awards from 2006-07 - 2012-13 are both franchise records.



RYAN McDONAGH

DEFENSEMAN

27

HEIGHT 6'1" WEIGHT 216 SHOOTS LEFT BORN JUN 13, 1989 BIRTHPLACE ST. PAUL, MN

CAREER HIGHLIGHTS: 2015-16: Established a career-high in plus/minus rating (plus-26) ... Became the second Ranger in franchise history to post a plus/minus rating of plus-II or better in each of his first six NHL seasons (along with Brad Park) ... Became the seventh defenseman in franchise history to record a plus-25 rating or better in at least two seasons ... Was one of three NHL defensemen who registered at least 30 points and a plus-25 rating (along with Brian Campbell and Colton Parayko) ... Tied for ninth in the NHL - and ranked fourth among NHL defensemen - in plus/minus rating ... Led the Rangers in average ice time (22:21) and plus/minus rating, tied for the team lead in shorthanded assists (one), tied for second in shorthanded points (one), ranked third in blocked shots (138), tied for fourth in primary assists (16), ranked fifth in assists (25), tied for fifth in power play assists (seven), and ranked sixth in power play points (nine) ... Tied for first among team defensemen in shorthanded assists and shorthanded points, ranked second among team defensemen in assists and points (34), and tied for second among team defensemen in goals (nine) and power play goals (two) ... Received the John Halligan Good Guy Award, which is given annually to a Rangers player, selected by the New York chapter of the Professional Hockey Writers Association, in recognition of his cooperation with the media ... Made his first NHL All-Star Game appearance; was the first Rangers captain to participate in an NHL All-Star Game since Mark Messier in 2004 ... Tied a single-game career-high with a plus-four rating on Oct. 9 at CBJ ... Registered nine points (three goals, six assists) in an 11-game span from Nov. 6 at COL to Nov. 27 at BOS ... Tied a single-game career-high with two assists, and notched an assist on the game-winning goal, on Nov. 6 at COL ... Tied single-game career-highs with two assists and three points (one goal, two assists) and posted a plus-two rating on Dec. 6 vs. OTT ... Registered a three-game point streak from Dec. 17 at MIN to Dec. 20 vs. WSH (one goal, two assists) ... Registered 17 points (four goals, 13 assists) and a plus-21 rating over his final 37 games ... Registered a four-game point streak



from Jan. 16 at PHI to Jan. 22 at CAR (one goal, three assists), including a three-game assist streak from Jan. 16 at PHI to Jan. 19 vs. VAN (three assists) ... Posted a plus/minus rating of even or better in 15 consecutive games from Feb. 25 at STL to Mar. 26 at MTL (plus-15 rating over the span) ... Registered a four-game point streak from Feb. 27 at DAL to Mar. 4 at WSH (one goal, four assists) ... Led the Rangers in hits per game (4.7) and blocked shots per game (2.0) in the playoffs ... Skated in his 83rd career playoff game with the Rangers in Game 4 of the First Round vs. PIT on Apr. 21, passing Brian Leetch for sole possession of seventh place on the franchise's all-time playoff games played list. **2014-15:** Established career-highs in power play goals (three) and shorthanded assists (three) ... Tied for the NHL lead in shorthanded assists and tied for 10th in the NHL in shorthanded points (three) ... Tied for first among all NHL defensemen in shorthanded assists and shorthanded points, and ranked fifth among NHL defensemen in plus/minus rating (plus-23) ... Led the Rangers in average ice time (23:07), ranked second in power play assists (nine), ranked third in shorthanded points, tied for third in power play points (12), ranked fifth in plus/minus rating, and tied for fifth in power play goals ... Led team defensemen in assists (25), points (33), power play assists, power play points, shorthanded assists, and shorthanded points ... Named the 27th captain in franchise history on Oct. 6; became the fourth-youngest player to be named Rangers captain ... Posted a three-game assist/point streak from Nov. 28 at PHI to Dec. 1 vs. TBL (three assists) ... Tallied a three-game assist/point streak from Dec. 29 at DAL to Jan. 3 vs. BUF (one goal, three assists); notched a power play point in all three of the contests ... Established a single-game career-high with two goals on Feb. 16 at NYI ... Skated in his 300th career NHL game on Mar. 10 at NYI ... Tied a career-high with a four-game assist streak from Mar. 29 vs. WSH to Apr. 4 vs. NJD (six assists) ... Tied a single-game career-high with two assists and notched his 100th career NHL assist on Apr. 4 vs. NJD ... Established a playoff career-high in game-winning goals (two)



and tied a playoff career-high in power play goals (two) ... Tied for seventh in the NHL in game-winning goals, tied for eighth in power play goals and blocked shots (41), and tied for 10th in takeaways (14) in the playoffs ... Led NHL defensemen in takeaways, tied for first in power play goals, ranked second in game-winning goals, and tied for second in goals (three) ... Led the Rangers in average ice time (23:30), tied for the team lead in game-winning goals and power play goals, ranked second in blocked shots and takeaways, tied for fifth in goals and power play points (three), and tied for sixth in points (nine) ... Tied for first among all skaters in assists (three) and points (four) - and led all defensemen in points - in the First Round against PIT ... Tallied his first career playoff overtime goal in Game 5 of the Second Round vs. WSH on May 8; became the fifth defenseman in franchise history to score a playoff overtime goal and the first to do so in a game in which the Rangers faced elimination. **2013-14:** Established career-highs in goals (14), assists (29), points (43), power play assists (11), power play points (13), shorthanded goals (three), shorthanded points (four), game-winning goals (four), shots on goal (177), and average ice time (24:49) ... Tied for fifth in the NHL in shorthanded goals, tied for 10th in shorthanded points, tied for sixth among defensemen in goals and tied for 17th among defensemen in points ... Led the Rangers in average ice time, ranked second in blocked shots (131), tied for third in plus/minus rating (plus-11) and game-winning goals, ranked fourth in assists, tied for fourth in power play assists, and ranked fifth in points and power play points ... Named Team MVP and received the Players' Player Award; became the first Ranger to win both awards in the same season since Brian Leetch in 2002-03 and the 10th defenseman to be named Team MVP in franchise history ... Posted a career-high, six-game point streak from Nov. 27 at FLA to Dec. 7 vs. NJD (one goal, six assists over the span), including a career-high, four-game assist streak from Nov. 30 vs. VAN to Dec. 7 vs. NJD (five assists); became the first Rangers defenseman to post a six-game point streak since Leetch in 2003-04 ... Registered a career-high, three-game goal streak from Mar. 2 vs. BOS to Mar. 7 at CAR (three goals over the span) ... Recorded his third shorthanded goal of the season on Mar. 7 at CAR; tied the franchise record for shorthanded goals by a defenseman in one season (Leetch - 1988-89) ... Tallied a single-game career-high, three points (one goal, two assists), including the game-winning goal in overtime, on Mar. 24 vs. PHX; recorded the 100th point of his NHL career in the contest ... Registered six goals in March, the most by a Rangers defenseman in

one calendar month since Jan. 1998 (six - Leetch) ... Established playoff career-highs in games played (25), goals (four), assists (13), points (17), power play goals (two), power play assists (five), power play points (seven), shorthanded assists (two), shorthanded points (two), and hits (52) ... Tied for first in the NHL in shorthanded assists, tied for third in shorthanded points, tied for fourth in assists and power play assists, tied for fifth in power play points, tied for seventh in points, ranked eighth in blocked shots (48), and ranked ninth in average ice time (26:48) ... Tied for first among all NHL defensemen in assists and ranked second among all NHL defensemen in points ... Tied for fourth in franchise history in assists during one playoff year (Don Maloney - 1978-79) and ranked third in franchise history for points by a defenseman in one playoff year ... Led all skaters in assists (eight) and points (10) in the Eastern Conference Final against MTL; became the first defenseman in franchise history to register eight assists in one playoff series and the second defenseman in franchise history to tally at least 10 points in one playoff series (Leetch - 11 points in the 1994 SCF against VAN) ... Established single-game playoff career-highs with three assists and four points, and posted a plus-two rating in Game 1 at MTL on May 17; tied a franchise-record for the most points by a defenseman in a playoff game (Leetch - twice, Dave Maloney and Brad Park) ... Tallied two points (one goal, one assist) and led the team with a single-game playoff career-high, six shots on goal in Game 2 at MTL on May 19 ... Registered a five-game assist/point streak from Game 4 vs. MTL on May 25 to Game 2 of the Stanley Cup Final at LAK on June 7 (one goal, six assists over the span); became the first Rangers defenseman to record a five-game assist streak in the playoffs since James Patrick (Apr. 23 - May 1, 1992) and the first Blueshirts defenseman to tally a five-game point streak in the playoffs since Sergei Zubov (May 14 - May 24, 1995) ... Led all defensemen, and led the Rangers, in assists (three) and points (four) in the Stanley Cup Final against LAK ... Registered two points (one goal, one assist) in Game 2 at LAK on June 7; became the first Rangers defenseman to record four goals in one playoff year since Leetch tallied six in the 1995 playoffs. **2012-13:** Ranked second on the team in blocked shots (78), third in average ice time (24:21), and fourth in plus/minus rating (plus-13) ... Tied for first among Rangers defensemen in goals (four), and ranked second in assists (15) and points (19) ... Ranked second on the Rangers in average ice time (25:52) and blocked shots (28) during the playoffs ... Tallied his first career NHL playoff goal in Game 1 of the Eastern Conference

Semifinals at BOS on May 16. **2011-12:** Established a career-highs in games played (82) ... Ranked 11th in the league – fifth among NHL defensemen – and led the team in plus/minus rating (plus-25) ... Tied for eighth in the NHL in blocked shots (182) ... Ranked second on the Rangers in average ice time (24:44) and blocked shots, and ranked second among Rangers defensemen in goals (seven), assists (25) and points (32) ... Tallied his first career overtime goal with 1.8 seconds remaining on Oct. 20 at CGY ... Established playoff career-highs in plus/minus rating (plus-two), average ice time (26:49), and blocked shots (62) ... Led the NHL in blocked shots and ranked 10th in the NHL, and second on the team, in average ice time during the playoffs ... Registered his first career NHL playoff point with an assist in Game 1 of the Eastern Conference Semifinals vs. WSH on Apr. 28 ... Established a single-game playoff career-high, and led all skaters, with 53:17 of ice time in the Rangers' triple overtime victory in Game 3 at WSH on May 2. **2010-11:** Made his NHL debut on Jan. 7 at DAL ... Ranked second on the team and sixth among NHL rookies with a plus-16 rating (fourth among rookie defensemen), posting a plus or even rating in 32 of his 40 games ... Notched his first career NHL goal with the game-winning tally on Apr. 9 vs. NJD ... Tallied his first career NHL point with an assist on Jan. 20 at CAR ... Made his NHL playoff debut in Game 1 of the Eastern Conference Quarterfinals at WSH on Apr. 13.

AHL CAREER: 2010-11: Ranked second among team defensemen in assists (seven) and points (eight) at the time of his recall on Jan. 3 ... Made his professional debut on Oct. 9 vs. Charlotte ... Registered his first career AHL point with an assist on Nov. 7 vs. Bridgeport ... Tallied his first career AHL goal on Dec. 11 vs. Manchester.

COLLEGE CAREER: 2009-10: Established collegiate career-highs in games played (43), assists (14), points (18), and plus/minus rating (plus-23) for NCAA runner-up University of Wisconsin Badgers ... Named to the WCHA Second All-Star Team and the WCHA All-Academic Team ... Served as team tri-captain. **2008-09:** Tied his career-high in goals (five) ... Named to Academic All-Big Ten and WCHA All-Academic teams. **2007-08:** Named to the 2008 WCHA All-Rookie team ... Established a career-high in goals (five).

EUROPEAN CAREER: 2012-13: Recorded three assists, along with six penalty minutes in 10 games for HC Barys Astana in the Kontinental Hockey League (KHL).

INTERNATIONAL CAREER: 2014: Tallied one goal and one assist in six games while representing the United States at the 2014 Winter Olympics in Sochi, Russia ... Ranked second on Team USA in average ice time (20:44). **2011:** Registered one assist and two penalty minutes in seven games while representing the United States at the 2011 IIHF World Championship in Slovakia. **2009:** Appeared in six games for Team USA at the 2009 IIHF World Junior Championship, recording three assists and two penalty minutes. **2007:** Captured a silver medal while representing the United States at the 2007 IIHF World U18 Championship. **2006:** Skated with the silver medal-winning Team USA at the 2006 IIHF World U18 Championship. **2005:** Placed first with 2005 US NTDP U17 team at the 2005 Five Nations Cup.

HIGH SCHOOL CAREER: 2006-07: Named 2007 Minnesota "Mr. Hockey" after recording 14 goals and 26 assists for 40 points in 26 games with Cretin-Derham High School. **2005-06:** Led Cretin-Derham High School to the 2006 Minnesota High School State Championship, registering 12 goals and 33 assists for 45 points in 25 contests. **2004-05:** Registered 30 points (12 goals, 18 assists) in 28 games with Cretin-Derham High School.

BACKGROUND: Was a member of the Big Ten All-Academic and WCHA All-Academic teams while at the University of Wisconsin ... Was teammates with current Ranger forward and teammate, Derek Stepan, while at Wisconsin ... In high school, his baseball team won the Wisconsin state championship ... His uncle is former NFL Quarterback and NCAA Champion with the University of Miami (1987), Steve Walsh ... Lists his favorite hockey moment as his NHL debut at Madison Square Garden ... Received the 2015 Burke Award, the highest honor bestowed by Burke Rehabilitation Hospital's board of directors and the Burke Medical Research Institute, which recognizes individuals or groups who contributed to the field of rehabilitation through personal achievements, research development or by establishing programs and initiatives that improve quality of life for individuals with disabilities ... Married - wife, Kaylee.

CAREER TRANSACTIONS: June 22, 2007 – Selected by Montreal in the first round, 12th overall, of the 2007 NHL Entry Draft. **June 30, 2009** – Acquired by the Rangers, along with Chris Higgins, Pavel Valenchenko, and Doug Janik, in exchange for Scott Gomez, Tom Pyatt, and Mike Busto.

RYAN McDONAGH **27** DEFENSEMAN

MAC TRUCK

McDonagh was one of three NHL defensemen who registered at least 30 points and a plus-25 rating during the 2015-16 season (along with Brian Campbell and Colton Parayko). McDonagh was also one of 12 NHL players who recorded at least 30 points and a plus-25 rating last season.

LEADING THE WAY

Since he made his NHL debut on Jan. 7, 2011, McDonagh leads the Rangers in plus/minus rating (plus-114), ranks second in average ice time (23:21) and shorthanded assists (eight), is tied for second in shorthanded points (11), ranks third in games played (390) and assists (127), and ranks fifth in points (170).



SHORT & SWEET

Since the start of the 2012-13 season, McDonagh is tied for first among NHL defensemen in shorthanded goals (three) and shorthanded points (nine), and is tied for third among NHL defensemen in shorthanded assists (six).

POSITIVE CHARGE

McDonagh is one of two Rangers in franchise history who posted a plus-11 rating or better in each of his first six NHL seasons (along with Brad Park).

McDonagh ranks second in the NHL – and leads NHL defensemen – in plus/minus rating since the start of the 2014-15 season (plus-49).

CAPTAIN MAC

McDonagh has served as the Rangers captain for the last two seasons after he was named the 27th captain in franchise history on Oct. 6, 2014. He is the eighth defenseman who has served as Rangers captain for at least two full seasons (along with Brian Leetch, Barry Beck, Dave Maloney, Harry Howell, Neil Colville, Ott Heller, and Art Coulter).

CAREER STATISTICS

SEASON	TEAM	LEAGUE	REGULAR SEASON					PLAYOFFS				
			GP	G	A	PTS	PIM	GP	G	A	PTS	PIM
2004-05	Cretin-Derham Hall	HS-MN	28	12	18	30	-	-	-	-	-	
2005-06	Cretin-Derham Hall	HS-MN	25	12	33	45	-	-	-	-	-	
2006-07	Cretin-Derham Hall	HS-MN	26	14	26	40	-	-	-	-	-	
	United States	WJ18	7	0	3	3	4	-	-	-	-	
2007-08	Univ. of Wisconsin	NCAA	40	5	7	12	42	-	-	-	-	
2008-09	Univ. of Wisconsin	NCAA	36	5	11	16	59	-	-	-	-	
	United States	WJC	6	0	3	3	2	-	-	-	-	
2009-10	Univ. of Wisconsin	NCAA	43	4	14	18	73	-	-	-	-	
2010-11	RANGERS	NHL	40	1	8	9	14	5	0	0	4	
	Connecticut	AHL	38	1	7	8	12	-	-	-	-	
	United States	WC	7	0	1	1	2	-	-	-	-	
2011-12	RANGERS	NHL	82	7	25	32	44	20	0	4	11	
2012-13	RANGERS	NHL	47	4	15	19	22	12	1	3	4	
	Barys Astana	KHL	10	0	3	3	6	-	-	-	-	
2013-14	RANGERS	NHL	77	14	29	43	36	25	4	13	17	
	United States	Olympics	6	1	1	2	0	-	-	-	-	
2014-15	RANGERS	NHL	71	8	25	33	26	19	3	6	9	
2015-16	RANGERS	NHL	73	9	25	34	22	3	0	0	0	
NHL/NYR TOTALS			390	43	127	170	164	84	8	26	34	

STATISTICAL BREAKDOWN

SEASON	PPG	SHG	GWG	+/-	S	S%	TF	F%	H	BS	MIN
2010-11	0	0	1	16	27	3.7	0	0.0	56	69	18:44
2011-12	0	0	1	25	123	5.7	2	50.0	118	182	24:44
2012-13	0	0	1	13	83	4.8	1	0.0	69	78	24:21
2013-14	2	3	4	11	177	7.9	0	0.0	88	131	24:49
2014-15	3	0	2	23	148	5.4	0	0.0	77	139	23:07
2015-16	2	0	0	26	113	8.0	1	100.0	98	138	22:21
TOTALS	7	3	9	114	671	6.4	4	50.0	506	737	23:21

SCORING VS. NHL

TEAM	GP	G	A	PTS
ANA	9	0	2	2
ARI	8	1	3	4
BOS	18	3	2	5
BUF	17	0	7	7
CGY	7	1	1	2
CAR	21	5	8	13
CHI	8	0	3	3
COL	5	1	4	5
CBJ	13	1	4	5
DAL	8	1	1	2
DET	8	0	3	3
EDM	6	0	1	1
FLA	18	1	9	10
LAK	7	1	0	1
MIN	8	2	8	10
MTL	18	0	2	2
NSH	7	2	0	2
NJD	24	2	8	10
NYI	25	5	3	8
NYR	-	-	-	-
OTT	16	3	4	7
PHI	26	2	9	11
PIT	23	4	5	9
SJS	8	1	0	1
STL	7	1	1	2
TBL	14	0	10	10
TOR	16	3	4	7
VAN	8	2	3	5
WSH	22	1	15	16
WPG	15	0	7	7
TOTALS	390	43	127	170

CAREER HIGHLIGHTS

CAREER HIGHS (LAST TIME)	
GOALS	2, 2/16/15 at NYI
ASSISTS	2 (16x), 3/4/16 at WSH
POINTS	3 (2x), 12/6/15 vs. OTT (1G-2A)
PIM	4 (8x), 2/6/16 at PHI
SHOTS	7 (2x), 10/30/15 vs. TOR
GOAL STREAK	3, 3/2/14 - 3/7/14 (3)
ASSIST STREAK	4 (2x), 3/29/15 - 4/4/15 (6)
POINT STREAK	6, 11/27/13 - 12/7/13 (1G-6A)

NHL FIRSTS

GAME	1/7/11 at DAL
GOAL	4/9/11 vs. NJD (Brodeur)
ASSIST	1/20/11 at CAR

ALL-STAR GAME SCORING

SEASON	TEAM	G	A
2015-16	Metropolitan Division	0	0



DYLAN McILRATH

DEFENSEMAN

6

HEIGHT 6'5" WEIGHT 236 SHOOTS RIGHT BORN APR 20, 1992 BIRTHPLACE WINNIPEG, MB

CAREER HIGHLIGHTS: 2015-16: Tied for 13th among NHL rookies in plus/minus rating (plus-seven) ... Tied for fourth among NHL rookies (min. 20 games played) - and led NHL rookie defenseman - in hits per game (2.7; 93 hits in 34 games) ... Tied for fifth among NHL rookie defensemen in plus/minus rating ... Ranked second on the Rangers - and led team defensemen - in hits per game ... Posted a plus/minus rating of even or better in 29 of 34 games in which he played ... Was credited with at least three hits in 17 of his final 33 games of the season ... Posted a plus/minus rating of even or better in 23 of his final 26 games of the season, including 16 of his final 18 contests ... Registered four hits and posted a plus-one rating in 19:50 of ice time on Nov. 3 vs. WSH ... Led all skaters with four hits on Nov. 6 at COL ... Registered three hits, recorded two shots on goal, and was credited with two blocked shots on Dec. 2 at NYI ... Led all skaters with six hits and registered two shots on goal on Dec. 6 vs. OTT ... Tallied his first career NHL assist/point, was credited with three hits, and posted a plus-one rating in 18:15 of ice time on Dec. 11 at EDM; became the first defenseman to register his first career NHL assist/point with the Rangers since Tim Erixon on Mar. 23, 2012 ... Recorded at least two hits in 11 consecutive games in which he played from Dec. 15 vs. EDM to Feb. 10 at PIT ... Tallied his first career NHL goal and posted a plus-two rating in 18:38 of ice time on Dec. 15 vs. EDM; became the first Rangers rookie defenseman to tally a goal since Ryan McDonagh on Apr. 9, 2011 ... Led all skaters with three takeaways, tied for the game-high with four hits, and registered two blocked shots in 19:43 of ice time on Dec. 20 vs. WSH ... Recorded a goal and posted a plus-two rating on Jan. 25 vs. BUF ... Led all skaters with eight hits and registered two shots on goal in 14:57 of ice time on Mar. 3 at PIT ... Posted a plus-two rating on Apr. 5 vs. TBL ... Tallied an assist and led all skaters with seven hits, and all Rangers with 22:57 of ice time on Apr. 9 vs. DET ... Tied for the team lead in plus/minus rating in the playoffs (plus-one) ... Posted a plus-one rating while making his NHL playoff debut in Game 2 of the First Round at PIT on Apr. 16.

2014-15: Skated in one game with the Rangers. **2013-14:** Made his NHL debut on Dec. 12 vs. CBJ ... Registered his first career NHL fight on Dec. 15 vs. CGY.

AHL CAREER: 2014-15: Established AHL career-highs in games played (73) and shots on goal (78), and tied AHL career-highs in goals (six), assists (11), points (17), game-winning goals (two), and penalty minutes (165) ... Led Hartford in penalty minutes, tied for fourth on the team in games played, and ranked second among team defensemen in goals ... Registered an AHL career-high three-game point streak from Jan. 3 vs. St. John's to Jan. 10 at Springfield ... Recorded the game-winning goal and posted a plus-two rating on Jan. 23 vs. Springfield ... Established single-game career-highs with three assists and three points, and posted a plus-two rating on Feb. 21 at Lehigh Valley ... Tallied two points (one goal, one assist) and posted a plus-three rating on Apr. 12 at Providence ... Established playoff career-highs in games played (15), assists (two), points (two), and plus/minus rating (plus-two) ... Notched his first career AHL playoff assist/point, recorded three shots on goal, and posted a plus-one rating on Apr. 22 vs. Providence. **2013-14:** Established AHL career-highs in goals (six), assists (11), points (17), and penalty minutes (165) ... Led Hartford in penalty minutes and tied for second among team defensemen in goals ... Tallied his first career AHL goal, which was the game-winning goal, on Oct. 6 vs. Albany ... Recorded an assist and posted a plus-two rating while skating in his 100th career AHL game on Mar. 29 vs. Bridgeport. **2012-13:** Missed the first 29 games of the season with a dislocated kneecap ... Ranked third among AHL rookies and finished third overall on the team in penalty minutes (125) ... Finished second among Connecticut rookies in plus-minus rating (plus-seven) ... Made his professional regular season debut on Dec. 27 vs. Bridgeport ... Recorded his first professional point with an assist on Jan. 15 at Portland. **2011-12:** Made his professional playoff debut on May 4 at Norfolk. **2010-11:** Made his professional debut on Apr. 9 vs. Bridgeport.





JUNIOR CAREER: 2011-12: Established a WHL career-high in assists (20) ... Ranked second on the team in penalty minutes (127) ... Tied for second among team defensemen in points (23) and ranked second in assists (20) ... Tied for third on the team overall in shorthanded goals (one) ... Posted three multi-point performances, including two, two-assist efforts ... Established WHL playoff career-highs in games played (14), assists (six), points (six), and plus/minus rating (plus-three) ... Led all team defensemen in playoff points and assists, and tied for fourth on the team overall in assists. **2010-11:** Ranked third among Moose Jaw defensemen in points (23), goals (five) and power play goals (two) ... Ranked third on the team in penalty minutes (153) ... Posted a WHL career-high four-game point streak from Dec. 14 vs. Saskatoon to Dec. 28 at Calgary. **2009-10:** Received Moose Jaw's Most Improved Player Award for the second consecutive season ... Established WHL career-highs in games played (65), goals (seven), points (24), penalty minutes (169), plus/minus rating (plus-20) and game-winning goals (two) ... Ranked second on Moose Jaw with a plus-20 rating, and tied for third among

team defensemen in goals, assists and points ... Led the Warriors and ranked seventh in the league in penalty minutes ... Selected to participate in the 2010 Canadian Hockey League (CHL) Top Prospects Game on Jan. 20 as a member of Team Orr ... Tallied his first career WHL multi-point effort with two assists on Jan. 6 vs. Medicine Hat, including the primary assist on the game-winning goal. Made his WHL playoff debut on Mar. 18 at Calgary ... Tallied his first career playoff point with an assist on Mar. 23 vs. Calgary. **2008-09:** Made his WHL debut on Sept. 19 vs. Swift Current ... Notched his first career point with a goal on Jan. 10 at Saskatoon.

BACKGROUND: Nicknames are "Truck" and "Diesel" ... Enjoys cooking; his best dish is pistachio-crusted salmon ... His first job was working as an instructor at a hockey camp ... He would be working in athletic physiotherapy if he was not a hockey player ... Single.

CAREER TRANSACTIONS: **June 25, 2010** - Selected by the Rangers in the first round, 10th overall, of the 2010 NHL Entry Draft.

CAREER STATISTICS

SEASON	TEAM	LEAGUE	REGULAR SEASON					PLAYOFFS				
			GP	G	A	PTS	PIM	GP	G	A	PTS	PIM
2007-08	Winnipeg	MINOR-MB	34	5	17	22	68	-	-	-	-	-
2008-09	Moose Jaw	WHL	53	1	3	4	102	-	-	-	-	-
2009-10	Moose Jaw	WHL	65	7	17	24	169	7	0	1	1	21
2010-11	Moose Jaw	WHL	62	5	18	23	153	6	0	0	0	15
	Connecticut	AHL	2	0	0	0	7	-	-	-	-	-
2011-12	Moose Jaw	WHL	52	3	20	23	127	14	0	6	6	12
	Connecticut	AHL	-	-	-	-	-	5	0	0	0	9
2012-13	Connecticut	AHL	45	0	5	5	125	-	-	-	-	-
2013-14	RANGERS	NHL	2	0	0	0	7	-	-	-	-	-
	Hartford	AHL	62	6	11	17	165	-	-	-	-	-
2014-15	RANGERS	NHL	1	0	0	0	9	-	-	-	-	-
	Hartford	AHL	73	6	11	17	165	15	0	2	2	23
2015-16	RANGERS	NHL	34	2	2	4	64	1	0	0	0	0
NHL/NYR TOTALS			37	2	2	4	80	1	0	0	0	0

STATISTICAL BREAKDOWN

SEASON	PPG	SHG	GWG	+/-	S	S%	TF	F%	H	BS	MIN
2013-14	0	0	0	-1	0	0.0	0	0.0	2	1	7:01
2014-15	0	0	0	E	0	0.0	0	0.0	2	3	8:02
2015-16	0	0	0	7	28	7.1	0	0.0	93	35	14:07
TOTALS	0	0	0	6	28	7.1	0	0.0	97	39	13:34

SCORING VS. NHL

TEAM	GP	G	A	PTS
ANA	1	0	0	0
ARI	0	0	0	0
BOS	1	0	0	0
BUF	1	1	0	1
CGY	2	0	0	0
CAR	0	0	0	0
CHI	1	0	0	0
COL	2	0	0	0
CBJ	2	0	0	0
DAL	0	0	0	0
DET	2	0	1	1
EDM	2	1	1	2
FLA	0	0	0	0
LAK	1	0	0	0
MIN	2	0	0	0
MTL	0	0	0	0
NSH	0	0	0	0
NJD	2	0	0	0
NYI	4	0	0	0
NYR	-	-	-	-
OTT	1	0	0	0
PHI	2	0	0	0
PIT	2	0	0	0
SJS	0	0	0	0
STL	1	0	0	0
TBL	1	0	0	0
TOR	1	0	0	0
VAN	1	0	0	0
WSH	3	0	0	0
WPG	2	0	0	0
TOTALS	37	2	2	4

CAREER HIGHLIGHTS

CAREER HIGHS (LAST TIME)

GOALS	1 (2x), 1/25/16 vs. BUF
ASSISTS	1 (2x), 4/9/16 vs. DET
POINTS	1 (4x), 4/9/16 vs. DET (1A)
PIM	17, 11/27/15 at BOS
SHOTS	3, 1/25/16 vs. BUF
GOAL STREAK	N/A
ASSIST STREAK	N/A
POINT STREAK	N/A

NHL FIRSTS

GAME	12/12/13 vs. CBJ
GOAL	12/15/15 vs. EDM
ASSIST	12/11/15 at EDM



J.T. MILLER

CENTER

10

HEIGHT 6'1" WEIGHT 206 SHOOTS LEFT BORN MAR 14, 1993 BIRTHPLACE EAST PALESTINE, OH

CAREER HIGHLIGHTS: 2015-16: Established career-highs in games played (82), goals (22), assists (21), points (43), game-winning goals (five), and plus/minus rating (plus-10) ... Was one of two Rangers - and the only Ranger forward - who skated in each of the team's 82 games ... Led the Rangers in even strength goals (20), tied for the team lead in game-winning goals, ranked second in even strength points (39), ranked third in hits (174), tied for third in goals, ranked fifth in takeaways (40), and tied for fifth in points and even strength assists (19) ... Led the Rangers in points (28) and ranked second in goals (14) on the road ... Tied a career-high with a three-game assist/point streak over the Rangers' first three games of the season from Oct. 7 at CHI to Oct. 10 vs. CBJ (four assists) ... Tallied two assists and posted a plus-two rating in the Rangers' season opener on Oct. 7 at CHI ... Registered the game-winning goal and posted a plus-two rating on Nov. 7 at ARI ... Recorded two points (one goal, one assist), including the game-winning goal, and posted a plus-two rating on Nov. 12 vs. STL ... Led the Rangers in goals from Dec. 12 until the end of the season (18) ... Tallied a point in five consecutive road games from Dec. 12 at CGY to Dec. 30 at TBL (three goals, three assists) ... Registered two points (one goal, one assist) on Dec. 12 at CGY ... Tied a career-high with a three-game point streak from Dec. 17 at MIN to Dec. 20 vs. WSH (two goals, one assist) ... Registered eight goals in an eight-game span from Jan. 16 at PHI to Feb. 4 vs. MIN; became the first Ranger 22 years old or younger to record at least eight goals in an eight-game span since Alexei Kovalev in 1993-94 ... Registered a goal in four consecutive home games from Jan. 19 vs. VAN to Feb. 8 vs. NJD (four goals, plus-eight rating over the span); recorded the game-winning goal in three of the four contests ... Tallied his first career NHL overtime goal, established a single-game career-high with eight shots on goal, and posted a plus-two rating in 20:07 of ice time on Jan. 19 vs. VAN; logged at least 20:00 of ice time in a game for the first time in his NHL career ... Tied a single-game career-high with two goals on Jan. 22 at CAR ... Post-



ed a career-high three-game goal streak from Jan. 25 vs. BUF to Feb. 4 vs. MIN (four goals, one assist, plus-seven rating) ... Established single-game career-highs with three assists and three points on Feb. 18 at TOR ... Posted a three-game assist/point streak from Mar. 13 vs. PIT to Mar. 17 at LAK (one goal, three assists) ... Tallied two points (one goal, one assist) and posted a plus-two rating on Mar. 17 at LAK ... Registered his 20th goal and 40th point of the season on Mar. 23 vs. BOS; reached the 20-goal and 40-point plateaus for the first time in his NHL career ... Tied for the team lead in assists (three), ranked second in hits (22), and ranked third in points (three) in the playoffs ... Tied a single-game playoff career-high with three assists and posted a plus-three rating in Game 2 of the First Round at PIT on Apr. 16; recorded three assists in the second period, tying a franchise record for assists in one period of a playoff game. **2014-15:** Tied for fifth on the Rangers in game-winning goals (three) ... Tied single-game career-highs with two points (one goal, one assist) and five shots on goal, and posted a plus-two rating on Nov. 29 vs. PHI ... Recorded his first career NHL game-winning goal on Dec. 13 at VAN ... Posted a career-high three-game assist/point streak from Jan. 3 vs. BUF to Jan. 8 at LAK ... Established a single-game career-high with two assists and tied a single-game career-high with two points on Jan. 7 at ANA ... Notched an assist and established a single-game career-high with a plus-three rating on Feb. 12 at COL ... Registered the game-winning goal on Mar. 11 at WSH ... Skated in his 100th career NHL game on Mar. 15 vs. FLA ... Tied a career-high with a three-game point streak from Mar. 21 at CAR to Mar. 24 vs. LAK (two goals, two assists over the span) ... Registered a goal in two consecutive games for the second time in his NHL career on Mar. 21 at CAR and Mar. 22 vs. ANA ... Tied a single-game career-high with two points (one goal, one assist) and posted a plus-two rating on Mar. 22 vs. ANA ... Recorded a point on the game-winning goal in two consecutive games on Mar. 31 at WPG and Apr. 2 at MIN ... Tallied the game-winning goal on Apr. 2 at MIN ... Tied for the team lead in



primary assists (five), ranked third in hits (46), tied for third in assists (seven), tied for fourth in power play assists (two), and ranked fifth in plus/minus rating (plus-three) in the playoffs ... Tied for second among team forwards in blocked shots (10) ... Won 30 of 55 faceoffs he took (54.5%) ... Notched an assist in two consecutive games in Game 6 of the Second Round at WSH on May 10 and Game 7 vs. WSH on May 13 ... Posted his first career NHL multi-assist/point game in the playoffs (one goal, three assists), tallied his first career NHL playoff goal, and posted a plus-four rating in Game 6 of the Eastern Conference Final at TBL on May 26; was the first Ranger (along with Brassard and Nash) to register at least four points in a playoff game in which the Rangers faced elimination since Mark Messier (Game 6 of the Eastern Conference Final against NJD in 1994). **2013-14:** Registered a goal and a recorded five shots on goal on Dec. 23 vs. TOR ... Tallied three points (one goal, two assists) in the five NHL games he played between Jan. 4 at TOR and Mar. 2 vs. BOS ... Ranked sixth on the Rangers in plus/minus rating (plus-three) in the playoffs ... Tallied his first career NHL playoff point with an assist and posted a single-game playoff career-high with a plus-two rating in his NHL playoff debut in Game 5 of the First Round vs. PHI on Apr. 27; was one of two Rangers to record their first NHL playoff point during their NHL playoff debut during the 2014 playoffs (Jesper Fast). **2012-13:** Was credited with two shots and posted a plus-one rating in 14:25 of ice time while making his NHL debut on Feb. 5 at NJD ... Tallied his first two career NHL goals on Feb. 7 vs. NYI, becoming the first Ranger to have a multi-goal game as a teenager since Alexei Kovalev on Dec. 27, 1992 ... Recorded his first career NHL assist on Feb. 21 at OTT.

AHL CAREER: 2014-15: Recorded 15 points (six goals, nine assists) in 18 games prior to being recalled by the Rangers on Nov. 28 ... Tallied a point in 12 of 18 AHL games. **2013-14:** Established AHL career-highs in goals (15), assists (27), points (42), plus/minus rating (plus-10), and shots on goal (128) ... Ranked third on Hartford in assists and plus/minus rating, fourth in points, and fifth in goals ... Recorded a point in 25 of 41 games ... Registered a single-game career-high, four points (two goals, two assists) on Feb. 14 at Springfield ... Tallied a single-game career-high, three assists on Jan. 26 at Adirondack. **2012-13:** Ranked third among Connecticut rookies in goals (eight) and assists (15), and tied for fourth in points (23) ... Tallied his first professional regular season point with an assist in his professional regular season debut on Oct. 12 vs. Bridgeport ... Recorded

his first professional goal on Oct. 24 at Albany ... Represented the Eastern Conference at the 2013 AHL All-Star Game on Jan. 28. **2011-12:** Made his professional debut on Apr. 21 at Bridgeport ... Tallied his first professional point with an assist on May 2 at Norfolk.

JUNIOR CAREER: 2011-12: Ranked second on Plymouth in game-winning goals (six), fourth in assists (37), tied for fourth in points (62), finished fifth in goals (25), and tied for fifth in power play goals (six) ... Tallied an assist while making his OHL debut on Sept. 24 vs. Erie ... Registered an OHL career-high eight-game point streak from Nov. 6 at Saginaw to Nov. 23 vs. Saginaw (three goals, 11 assists) ... Tied for second on the team in assists (eight) and tied for fifth in points (10) in the playoffs.

USHL CAREER: 2010-11: Established USHL career-highs in games played (48), assists (26), points (37), penalty minutes (80), short-handed goals (two), and game-winning goals (three). **2009-10:** Established USHL career-highs in goals (15) and power play goals (four) ... Tied for second on the team in points (31) and goals.

MEHL CAREER: 2008-09: Led the team in goals (21) and points (42) ... Named Offensive Player of the Year for the Hornets.

INTERNATIONAL CAREER: 2013: Captured a gold medal with Team USA at the 2013 IIHF World Junior Championship in Ufa, Russia ... Tied for second among all tournament skaters in assists (seven) and tied for fifth in points (nine) ... Led Team USA in assists and tied for the team lead in points ... Served as an alternate captain. **2012:** Represented the United States at the 2012 IIHF World Junior Championship in Alberta, Canada. **2011:** Captured a gold medal with Team USA at the 2011 IIHF U18 World Junior Championship in Germany ... Tied for third among all tournament skaters in points (13), fourth in assists (nine), sixth in goals (four), and seventh in plus/minus rating (plus-eight) in six contests ... Selected by tournament coaches as Team USA's top player during the elite tournament.

BACKGROUND: Lists playing against Montreal in the Eastern Conference Final in 2014 as his favorite NHL moment ... Idolized Alexei Kovalev as a kid ... Enjoys listening to country music ... Married - wife, Natalie.

CAREER TRANSACTIONS: June 24, 2011 - Selected by the Rangers in the first round, 15th overall, of the 2011 NHL Entry Draft.

CAREER STATISTICS

SEASON	TEAM	LEAGUE	REGULAR SEASON					PLAYOFFS				
			GP	G	A	PTS	PIM	GP	G	A	PTS	PIM
2008-09	Pittsburgh	TIEHL	45	21	21	42	76	-	-	-	-	-
2009-10	U.S. Nat'l Team	USHL	29	5	7	12	32	-	-	-	-	-
	U.S. Nat'l Team U-17	USHL	17	10	9	19	47	-	-	-	-	-
2010-11	U.S. Nat'l Team U-18	USHL	1	0	0	0	0	-	-	-	-	-
	U.S. Nat'l Team	USHL	21	3	12	15	48	-	-	-	-	-
	U.S. Nat'l Team U-18	USHL	35	12	23	35	38	-	-	-	-	-
2011-12	United States	WJ18	6	4	8	12	6	-	-	-	-	-
	Plymouth	OHL	61	25	37	62	61	13	2	8	10	18
	Connecticut	AHL	-	-	-	-	-	8	0	1	1	2
2012-13	United States	WJC	6	2	2	4	0	-	-	-	-	-
	RANGERS	NHL	26	2	2	4	8	-	-	-	-	-
	Connecticut	AHL	42	8	15	23	29	-	-	-	-	-
2013-14	United States	WJC	7	2	7	9	2	-	-	-	-	-
	RANGERS	NHL	30	3	3	6	18	4	0	2	2	2
2014-15	Hartford	AHL	41	15	27	42	47	-	-	-	-	-
	RANGERS	NHL	58	10	13	23	23	19	1	7	8	2
2015-16	Hartford	AHL	18	6	9	15	12	-	-	-	-	-
	RANGERS	NHL	82	22	21	43	46	5	0	3	3	4
NHL/NYR TOTALS			196	37	39	76	95	28	1	12	13	8

STATISTICAL BREAKDOWN

SEASON	PPG	SHG	GWG	+/-	S	S%	TF	F%	H	BS	MIN
2012-13	1	0	0	-7	43	4.7	118	53.4	47	12	13:31
2013-14	0	0	0	-6	46	6.5	51	51.0	44	17	11:27
2014-15	2	0	3	5	92	10.9	205	45.4	89	28	12:41
2015-16	2	0	5	10	135	16.3	157	43.3	174	48	15:02
TOTALS	5	0	8	2	316	11.7	531	47.1	354	105	13:35

SCORING VS. NHL

TEAM	GP	G	A	PTS
ANA	4	1	4	5
ARI	5	1	1	2
BOS	7	3	2	5
BUF	9	3	3	6
CGY	5	1	1	2
CAR	10	4	1	5
CHI	5	0	4	4
COL	3	0	1	1
CBJ	9	0	3	3
DAL	4	1	1	2
DET	6	0	0	0
EDM	3	0	0	0
FLA	8	1	1	2
LAK	5	1	3	4
MIN	4	2	2	4
MTL	8	1	0	1
NSH	4	1	0	1
NJD	11	3	0	3
NYI	13	2	1	3
NYR	-	-	-	-
OTT	9	0	1	1
PHI	12	4	1	5
PIT	8	1	1	2
SJS	3	0	0	0
STL	3	1	1	2
TBL	7	0	2	2
TOR	7	1	4	5
VAN	4	2	0	2
WSH	14	2	0	2
WPG	6	1	1	2
TOTALS	196	37	39	76

CAREER HIGHLIGHTS

CAREER HIGHS (LAST TIME)	
GOALS	2 (3x), 2/2/16 at NJD
ASSISTS	3, 2/18/16 at TOR
POINTS	3, 2/18/16 at TOR (3A)
PIM	15, 2/23/16 at NJD
SHOTS	8, 1/19/16 vs. VAN
GOAL STREAK	3, 1/25/16 - 2/4/16 (4)
ASSIST STREAK	3 (3x), 3/13/16 - 3/17/16 (3)
POINT STREAK	3 (6x), 3/13/16 - 3/17/16 (1G-3A)

NHL FIRSTS

GAME	2/5/13 at NJD
GOAL	2/7/13 vs. NYI (Nabokov)
ASSIST	2/21/13 at OTT

CAREER SHOOTOUTS

GOALS	SHOTS	SHOT%	GDG
1	3	33.3	0



RICK NASH

LEFT WING

61

HEIGHT 6'4" WEIGHT 212 SHOOTS LEFT BORN JUN 16, 1984 BIRTHPLACE BRAMPTON, ON

CAREER HIGHLIGHTS: 2015-16: Ranked second on the Rangers in shots on goal (183), ranked fourth in points per game (0.60) and takeaways (45), tied for fourth in game-winning goals (four), ranked fifth in power play goals (four) and assists per game (0.35), and ranked sixth in goals (15) ... Ranked fourth on the Rangers in points per 60 minutes of ice time (2.13) and ranked fifth in assists per 60 minutes of ice time (1.24) ... Tallied 15 points (eight goals, seven assists) and posted a plus-nine rating over a 15-game span from Oct. 19 vs. SJS to Nov. 27 at BOS; recorded a point in nine different games during the stretch ... Registered his 700th career NHL point on Oct. 22 vs. ARI; became the first player who was selected in the 2002 NHL Entry Draft to reach the 700-point plateau ... Recorded an assist on all three of the Rangers' goals and posted a plus-three rating on Oct. 30 vs. TOR ... Posted two consecutive multi-point games on Nov. 10 vs. CAR and Nov. 12 vs. STL (one goal, three assists over the span) ... Registered two points (one goal, one assist) and posted a plus-two rating on Nov. 10 vs. CAR ... Notched two assists on Nov. 12 vs. STL ... Posted a four-game goal/point streak from Nov. 21 at FLA to Nov. 27 at BOS (six goals); registered the game-winning goal in two consecutive games on Nov. 21 at FLA and Nov. 23 vs. NSH ... Recorded his seventh career NHL hat trick, tallied the game-winning goal in overtime, led all skaters with 10 shots on goal, and posted a plus-two rating in 20:17 of ice time on Nov. 21 at FLA ... Notched three points (one goal, two assists) on Dec. 11 at EDM ... Recorded two points (one goal, one assist), including the game-winning goal, on Dec. 15 vs. EDM ... Registered his 100th goal as a Ranger and led all skaters with nine shots on goal on Dec. 28 at NSH ... Tallied three assists while skating in his 900th career NHL game on Jan. 5 vs. DAL ... Posted a three-game assist/point streak from Jan. 16 at PHI to Jan. 19 vs. VAN (four assists) ... Notched two assists, recorded seven shots on goal, and posted a plus-two rating on Jan. 19 vs. VAN ... Led the NHL in takeaways from the time he returned to the Rangers' lineup on Mar. 12 until the end of the season (18) ... Registered a goal in two consecutive games on Mar. 21 vs.

FLA and Mar. 23 vs. BOS ... Tallied a goal and posted a plus-two rating on Mar. 23 vs. BOS ... Led the Rangers in shorthanded goals (one), tied for the team lead in goals (two), points (four), and shorthanded points (one), and tied for third in assists (two) in the playoffs ... Tallied a point in four of the Rangers' five playoff games ... Posted a three-game point streak from Game 1 of the First Round at PIT on Apr. 13 to Game 3 vs. PIT on Apr. 19 (one goal, two assists) ... Recorded his first career NHL playoff shorthanded goal in Game 3 vs. PIT on Apr. 19. **2014-15:** Established career-highs in goals (42), plus/minus rating (plus-29), and even strength goals (32) ... Led the NHL in even strength goals, ranked second in goals per game (0.53), games with a goal (35), and shots on goal (304), tied for second in shorthanded goals (four) and shorthanded points (five), ranked third in goals, tied for third in game-winning goals (eight), and ranked sixth in plus/minus rating and takeaways (74); was the only player to rank sixth or higher in the NHL in all of those categories ... Led the Rangers in goals, points (69), plus/minus rating, game-winning goals, shorthanded goals, shots on goal, and takeaways, tied for first in shorthanded points, and tied for second in power play goals (six) ... Named Rangers' MVP and was selected as the winner of the Players' Player Award for being the Ranger who best exemplifies what it means to be a team player; became the eighth Ranger to win both awards in the same season ... Became the first Ranger to tally at least 30 even strength goals, five power play goals, and four shorthanded goals in the same season in franchise history ... Recorded a point in 24 of the first 29 games of the season; became the ninth Ranger in franchise history to accomplish the feat (has happened on 10 occasions in franchise history) ... Posted a four-game goal streak over the first four games of the season from Oct. 9 at STL to Oct. 14 vs. NYI; became the first Ranger in franchise history to register a goal in each of the first four games of a season ... Tallied three points (two goals, one assist), including the game-winning goal, in the Rangers' regular season opener on Oct. 9 at STL ... Recorded the game-tying goal in the third period on Oct. 21 at





NJD; became the first Ranger to tally a goal in six of the first seven games of a season and became the third Blueshirt to register at least eight goals in the first seven games of a season (Bill Cook – 1931-32; Don Murdoch – 1976-77) ... Notched three points (one goal, two assists), including a shorthanded goal, on Nov. 11 vs. PIT ... Recorded an assist while skating in his 800th career NHL game on Nov. 15 at PIT ... Registered a career-high 11-game point streak from Nov. 19 vs. PHI to Dec. 16 at CGY (eight goals, six assists over the span) ... Tallied a goal in four consecutive games from Nov. 19 vs. PHI to Nov. 28 at PHI ... Registered two goals, including his 20th goal of the season, on Dec. 16 at CGY; posted his 11th consecutive 20-goal season, which is the longest active streak in the NHL ... Tallied his sixth career NHL hat trick – and his first as a Ranger – on Dec. 23 vs. WSH ... Posted his third four-game goal streak of the season from Jan. 31 vs. CAR to Feb. 7 at NSH; became the first Ranger to post three separate four-game goal streaks in one season since Adam Graves in 1993-94 ... Recorded his sixth career three-assist game on Feb. 10 at TOR ... Tallied two points, including the game-winning goal, on Mar. 10 at NYI ... Registered his 40th goal of the season on Mar. 28 at BOS; reached the 40-goal plateau for the third time in his career (first time as a Ranger) and became the 19th Ranger in franchise history to register at least 40 goals in one season ... Established playoff career-highs in goals (five), assists (nine), points (14), plus/minus rating (plus-eight), and power play goals (two) ... Tied for the NHL lead in shots on goal (69), ranked fifth in plus/minus rating, tied for seventh in takeaways (15), and tied for eighth in power play goals in the playoffs ... Led the Rangers in shots on goal and takeaways, tied for the team lead in assists and power play goals, ranked second in points and plus/minus rating, tied for third in goals, ranked fifth in hits (40) and tied for fifth in power play points (three) ... Led all skaters in shots on goal (18) and tied for the series lead in assists (three) and points (four) in the First Round against PIT ... Notched two points (one goal, one assist) and posted a plus-one rating in Game 2 vs. PIT on Apr. 18 ... Ranked second on the team in goals (three) and plus/minus rating (plus-five), tied for second in points (seven), and tied for third in assists (four) in the Eastern Conference Final against TBL ... Established a single-game playoff career-high with two goals and posted the first three-point game of his career in the playoffs in Game 4 at TBL on May 22 ... Established single-game playoff career-highs in assists (three), points (four), and plus/minus rating (plus-four) in Game 6 at TBL on May 26; was the first Ranger (along with Brassard and Miller) to register at least four points in a playoff

game in which the Rangers faced elimination since Mark Messier (Game 6 of the Eastern Conference Final against NJD in 1994). **2013-14:** Established a career-high in game-winning goals (nine) ... Tied for third in the NHL and led the team in game-winning goals; tied the Rangers franchise-record for game-winning goals in one season ... Tied for the team lead and tied for 10th in the NHL in shorthanded points (four) ... Led the team in goals (26), ranked second in shots on goal (258) and shorthanded goals (two), and tied for fifth in plus/minus rating (plus-10) ... Tallied three points (one goal, two assists), recorded five shots on goal, and posted a plus-three rating on Nov. 30 vs. VAN ... Registered his 600th career NHL point with a goal on Dec. 10 vs. NSH ... Tallied 11 goals in an 11-game stretch for the first time in his career from Jan. 6 vs. CBJ to Jan. 26 at NJD, and registered a five-game goal streak from Jan. 18 at OTT to Jan. 26 at NJD (seven goals in the five contests) ... Led the NHL in shots on goal (83) in the playoffs ... Tied for fifth on the team in assists (seven) and game-winning goals (one), and ranked fourth among forwards on the team in average ice time (17:25) in the playoffs ... Established a playoff career-high with a three-game assist streak and tied a playoff career-high with a three-game point streak from Game 1 of the First Round vs. PHI on Apr. 17 to Game 3 at PHI on Apr. 22 (four assists over the span). **2012-13:** Led the Rangers in goals (21) and shots on goal (176), ranked second on the team in points (42) and plus/minus rating (plus-16), third in assists (21), tied for second in power play assists (six) and power play points (nine), and tied for third in power play goals (three) ... Registered a point in 10 straight appearances from Feb. 10 vs. TBL to Mar. 10 at WSH (seven goals, nine assists over the span), including a five-game goal streak (six goals) and a six-game assist streak (six assists) ... Notched his first goal as a Ranger with a shorthanded tally on Jan. 20 vs. PIT ... Tallied his first point as a Ranger with an assist in 21:41 of ice time while making his Rangers debut on Jan. 19 at BOS ... Led the team in shots on goal (42), ranked third on the team in assists (four) and plus/minus rating (plus-three), and tied for fourth on the team in points (five) in the playoffs. **2011-12:** Established a career-high in games played (82) and tied his career-high in power play assists (13) ... Led the team in goals (30), points (59), power play assists, power play points (19), and shots on goal (306), tied for first in shorthanded goals (two), and ranked second in assists (29) and power play goals (six) ... Ranked fourth in the NHL in shots on goal ... Reached the 30-goal mark for the fifth consecutive season and seventh season overall ... Tallied a power play goal and recorded six

shots on goal while skating in his 600th career NHL game on Oct. 22 at OTT. **2010-11:** Led Columbus in goals (32), assists (34), points (66), game-winning goals (seven), shots on goal (305), and multi-point games (16), ranked second in power play points (14), tied for second in power play goals (six), and tied for fourth in power play assists (eight) ... Skated in his fifth NHL All-Star Game, registering one goal and one assist in the contest. **2009-10:** Led Columbus in goals (33), points (67), power play goals (10), game-winning goals (six), shorthanded points (four), and shots on goal (254), tied for first in shorthanded goals (two) and shorthanded assists (two), tied for second in power play points (22), tied for third in assists (34), and tied for fourth in power play assists (12). **2008-09:** Named the NHL Foundation Player Award winner, presented annually to a player "in recognition of his commitment and service to charities in his community" ... Established career-highs in assists (39), points (79), shorthanded goals (five), shorthanded points (six), and average ice time (21:09), and tied a career-high in power play assists (13) ... Led the team in goals (40), assists, points, power play points (19), shorthanded goals, shorthanded points, and shots on goal (263), ranked second in power play goals and game-winning goals (five), tied for third in plus/minus rating, and ranked fourth on the team – first among forwards – in average ice time ... Skated in his fourth NHL All-Star Game ... Notched an unassisted hat trick on Mar. 7 at DET, becoming the first player in the NHL to accomplish the feat since Maurice Richard on Mar. 14, 1948 at NYR ... Led the team in power play assists (two) and shots on goal (13), and tied for the team lead in assists (two), points (three), and power play points (two) while skating in four playoff contests. **2007-08:** Established a career-high in shots on goal (329) ... Led Columbus in goals (38), points (69), power play goals (10), shorthanded goals (four), shorthanded points (four), game-winning goals (six) and shots on goal, ranked second in assists (31), tied for second in power play points (22), and finished third in power play assists (12) ... Tied for fifth in the NHL in shorthanded goals, ranked sixth in shots on goal, and tied for 11th in goals ... Named the fifth captain in Columbus franchise history on Mar. 12 ... Skated in his third NHL All-Star Game, establishing an All-Star Game record for the fastest goal to begin the game (0:12). **2006-07:** Led Columbus in goals (27), power play goals (nine), game-winning goals (five) and shots on goal (228), tied for first in shorthanded assists (two), ranked second in assists (30), points (57) and shorthanded points (three), and finished third in power play assists (13) and power play points (22) ... Skated in his second

NHL All-Star Game, registering two goals and two assists in the contest ... Notched his 100th career goal and added an assist on Dec. 16 vs. CHI. **2005-06:** Led the team in goals (31), tied for first in power play goals (11), ranked second in shots on goal (170), tied for second in points (54), ranked third in game-winning goals (four), finished fourth in power play points (19), and tied for fourth in assists (23). **2003-04:** Captured the Maurice "Rocket" Richard Trophy, along with Ilya Kovalchuk (ATL) and Jarome Iginla (CGY), as the league's top goal scorer, becoming the youngest player in NHL history to win the award ... Became the first teenager to surpass the 40-goal mark since Jimmy Carson in 1987-88 ... Established career-highs in power play goals (19) and power play points (29) ... Led the team in goals (41), points (57), power play goals, power play points and game-winning goals, and ranked third in power play assists (10) ... Skated in his first NHL All-Star Game at 19 years, 237 days old, becoming the youngest participant since Toronto's Wendell Clark (19 years, 102 days) in 1986 and the first teenager to play in the All-Star Game since Quebec's Owen Nolan (19 years, 340 days) and Pittsburgh's Jaromir Jagr (19 years, 337 days) in 1992. **2002-03:** Named to the NHL All-Rookie Team ... Was voted a finalist for the Calder Memorial Trophy as the NHL's Rookie of the Year ... Led NHL rookies in power play points (16), ranked second in power play goals (six), power play assists (10) and shots on goal (154), tied for second in points (39), tied for third in assists (22), and finished fourth in goals (17) ... Notched a goal while making his NHL debut on Oct. 10 vs. CHI, becoming just the eighth No. 1 overall pick to tally a goal in his first NHL game.

JUNIOR CAREER: 2001-02: Established OHL career-highs in goals (32), assists (40), points (72), power play goals (15), power play assists (24), power play points (39), shorthanded assists (three), shorthanded points (five), and penalty minutes (88) ... Established OHL playoff career-highs in games played (12), goals (10), assists (nine), points (19), power play goals (six), power play assists (five), and power play points (11) ... Tied for third in the OHL in power play goals, ranked sixth in goals, and tied for ninth in points in the playoffs. **2000-01:** Captured the "Emms Family Award" as OHL Rookie of the Year and was selected to the OHL First All-Rookie Team, as well as the CHL All-Rookie Team ... Led all OHL rookies in power play assists (21), power play points (33), shorthanded goals (four), and shorthanded points (four), ranked second in power play goals (12), third in goals (31), tied for third in points (66), and finished fifth in assists (35) ... Led the team in

shorthanded goals (one), tied for the team lead in power play goals (two), ranked second in points (six), and tied for second in goals (three) in the playoffs.

EUROPEAN CAREER: 2012-13: Registered 12 goals and six assists, along with eight penalty minutes and a plus-five rating in 17 games with HC Davos of the Swiss National League A (NLA). **2004-05:** Ranked second in the NLA in goals (26) ... Led HC Davos in goals and penalty minutes (83), ranked second in points (46), and finished fifth in assists (20) ... Captured the Spengler Cup, with HC Davos, registering seven points (four goals, three assists) in five tournament contests ... Recorded 11 points (nine goals, two assists) in 15 playoff games to help HC Davos win the NLA Championship.

INTERNATIONAL CAREER: 2014: Captured his second Olympic gold medal while representing Team Canada at the 2014 Winter Olympics in Sochi, Russia. **2011:** Tied for second on Team Canada in assists (three) and fourth in points (five) while skating in seven tournament contests at the 2011 IIHF World Championship. **2010:** Captured a gold medal with Canada at the 2010 Winter Olympic Games in Vancouver. **2008:** Captured a silver medal with Canada at the World Championship in Quebec City/Hali-

fax, Canada. **2007:** Captured a gold medal with Canada at the 2007 IIHF World Championship. **2006:** Tallied one assist in six games at the 2006 Winter Olympic Games in Torino, Italy. **2005:** Captured a silver medal with Canada at the 2005 IIHF World Championship. **2002:** Captured a silver medal with Canada at the 2002 IIHF World Junior Championship.

BACKGROUND: His nickname is "Nasher" ... He first started playing hockey at age three ... His first car was a Chevy Blazer ... Lists Mats Sundin as his childhood hockey idol ... Enjoys listening to punk and country music ... Lists Matt Damon as his favorite actor, and Jessica Simpson as his favorite female celebrity ... Is a fan of the TV series Dexter ... Enjoys reading and lists Of Mice and Men his favorite book ... Married - wife, Jessica; son, McLaren; daughter, Ellie.

CAREER TRANSACTIONS: June 22, 2002 - Selected by Columbus in the first round, first overall, of the 2002 NHL Entry Draft. **July 23, 2012** - Acquired by the Rangers, along with Steven Delisle and a third round pick in the 2013 NHL Entry Draft (Pavel Buchnevich), in exchange for Brandon Dubinsky, Artem Anisimov, Tim Erixon and a first round pick in the 2013 NHL Entry Draft (Kerby Rychel).

RICK NASH **61** LEFT WING

20/20 VISION

Nash is one of three NHL players who have registered 20 or more goals in 11 different seasons since 2003-04 (along with Alex Ovechkin and Jarome Iginla).

LEADING THE WAY

Nash led the Rangers in goals in each of his first three seasons with the team (2012-13 – 2014-15). He is one of six players in franchise history who have either led the team or tied for the team lead in goals in at least three consecutive seasons; the other five are Bill Cook (1928-29 – 1932-33), Wally Hergesheimer (1951-52 – 1953-54), Tomas Sandstrom (1984-85 – 1986-87), Mike Gartner (1990-91 – 1992-93), and Jaromir Jagr (2005-06 – 2007-08).



RICK ROLLING

Since he entered the NHL in 2002-03, Nash ranks third in the league in goals (393), even strength goals (272), and shots on goal (3,199), and ranks fifth in shorthanded goals (21).

40/40 CLUB

Nash established a career-high in goals with 42 during the 2014-15 season. He became the 19th Ranger in franchise history to register at least 40 goals in one season, and his 42 goals were tied for the 11th-most a Rangers player has recorded in one season in franchise history.

GOALS GALORE

Since he joined the Rangers prior to the 2012-13 season, Nash is tied for 10th in the NHL in goals per game (0.42).

In addition, Nash leads the Rangers in goals since he joined the team (104).

CAREER STATISTICS

SEASON	TEAM	LEAGUE	REGULAR SEASON					PLAYOFFS				
			GP	G	A	PTS	PIM	GP	G	A	PTS	PIM
1999-00	Toronto	GTHL	34	61	54	115	34	-	-	-	-	-
2000-01	London	OHL	58	31	35	66	56	4	3	3	6	8
	Canada	WJ18	4	5	5	10	2	-	-	-	-	-
2001-02	London	OHL	54	32	40	72	88	12	10	9	19	21
	Canada	WJC	7	1	2	3	2	-	-	-	-	-
2002-03	Blue Jackets	NHL	74	17	22	39	78	-	-	-	-	-
	Blue Jackets	NHL	80	41	16	57	87	-	-	-	-	-
2004-05	Davos	NLA	44	26	20	46	83	15	9	2	11	26
	Canada	WC	9	9	6	15	8	-	-	-	-	-
2005-06	Blue Jackets	NHL	54	31	23	54	51	-	-	-	-	-
	Canada	Olympics	6	0	1	1	10	-	-	-	-	-
2006-07	Blue Jackets	NHL	75	27	30	57	73	-	-	-	-	-
	Canada	WC	9	6	5	11	4	-	-	-	-	-
2007-08	Blue Jackets	NHL	80	38	31	69	95	-	-	-	-	-
	Canada	WC	9	6	7	13	6	-	-	-	-	-
2008-09	Blue Jackets	NHL	78	40	39	79	52	4	1	2	3	2
2009-10	Blue Jackets	NHL	76	33	34	67	58	-	-	-	-	-
	Canada	Olympics	7	2	3	5	0	-	-	-	-	-
2010-11	Blue Jackets	NHL	75	32	34	66	34	-	-	-	-	-
	Canada	WC	7	2	3	5	2	-	-	-	-	-
2011-12	Blue Jackets	NHL	82	30	29	59	40	-	-	-	-	-
2012-13	RANGERS	NHL	44	21	21	42	26	12	1	4	5	0
	Davos	NLA	17	12	6	18	8	-	-	-	-	-
2013-14	RANGERS	NHL	65	26	13	39	36	25	3	7	10	8
	Canada	Olympics	6	0	1	1	2	-	-	-	-	-
2014-15	RANGERS	NHL	79	42	27	69	36	19	5	9	14	4
2015-16	RANGERS	NHL	60	15	21	36	30	5	2	2	4	4
NHL TOTALS			922	393	340	733	696	65	12	24	36	18
NYR TOTALS			248	104	82	186	128	61	11	22	33	16

STATISTICAL BREAKDOWN

SEASON	PPG	SHG	GWG	+/-	S	S%	TF	F%	H	BS	MIN
2002-03	6	0	2	-27	154	11.0	14	35.7	31	2	13:56
2003-04	19	0	7	-35	269	15.2	21	28.6	-	-	17:37
2005-06	11	0	4	5	170	18.2	38	50.0	43	7	18:15
2006-07	9	1	5	-8	228	11.8	143	42.6	71	26	19:11
2007-08	10	4	6	2	329	11.6	44	31.8	67	30	20:29
2008-09	6	5	5	11	263	15.2	18	27.8	71	29	21:09
2009-10	10	2	6	-2	254	13.0	22	50.0	121	25	20:56
2010-11	6	0	7	2	305	10.5	24	29.2	91	19	18:55
2011-12	6	2	2	-19	306	9.8	19	31.6	104	21	19:05
2012-13	3	1	3	16	176	11.9	12	41.7	46	25	19:58
2013-14	4	2	9	10	258	10.1	2	100.0	11	29	17:01
2014-15	6	4	8	29	304	13.8	4	50.0	45	33	17:27
2015-16	4	0	4	8	183	8.2	1	0.0	69	24	16:56
TOTALS	100	21	68	-8	3,199	12.3	362	39.5	770	270	18:33

CAREER STATISTICS

CAREER HIGHLIGHTS

CAREER HIGHS (LAST TIME)	
GOALS	3 (7x), 11/21/15 at FLA
ASSISTS	4, 3/26/09 vs. CGY
POINTS	4 (4x), 3/19/11 at MIN (2G-2A)
PIM	9 (3x), 3/21/14 at CBJ
SHOTS	12, 2/28/13 vs. TBL
GOAL STREAK	6, 12/30/05 – 1/11/06 (7)
ASSIST STREAK	5 (4x), 3/25/12 – 3/31/12 (6)
POINT STREAK	11, 11/19/14 – 12/16/14 (8G-6A)

SCORING VS. NHL

TEAM	GP	G	A	PTS
ANA	38	19	17	36
ARI	39	19	17	36
BOS	21	7	6	13
BUF	19	12	6	18
CGY	39	11	15	26
CAR	24	8	7	15
CHI	60	25	27	52
COL	37	13	15	28
CBJ	10	3	0	3
DAL	38	20	12	32
DET	62	27	23	50
EDM	40	16	17	33
FLA	20	10	7	17
LAK	38	15	17	32
MIN	37	15	16	31
MTL	16	5	4	9
NSH	57	25	16	41
NJD	18	8	2	10
NYI	25	10	8	18
NYR	9	8	1	9
OTT	17	9	2	11
PHI	22	9	9	18
PIT	24	11	8	19
SJS	39	19	8	27
STL	53	23	23	46
TBL	22	9	8	17
TOR	19	6	12	18
VAN	41	16	21	37
WSH	22	12	10	22
WPG	16	3	6	9
TOTALS	922	393	340	733

ALL-STAR GAME SCORING

SEASON	TEAM	G	A
2003-04	Western Conference	0	0
2006-07	Western Conference	2	2
2007-08	Western Conference	3	0
2008-09	Western Conference	1	2
2010-11	Team Staal	1	1
2014-15	Team Toews	2	0

NHL FIRSTS

GAME	10/10/02 vs. CHI
GOAL	10/10/02 vs. CHI (Thibault)
ASSIST	10/25/02 vs. SJS

NHL AWARDS

NHL All-Rookie Team, 2002-03
Maurice "Rocket" Richard Trophy, 2003-04
NHL Foundation Player Award, 2008-09

CAREER SHOOTOUTS

GOALS	SHOTS	SHOT%	GDD
31	85	36.5	13

CAREER HAT TRICKS (7)

DATE	OPPONENT	GOALTENDER
4/7/06	at DET	Legace
12/31/07	EDM	Roloson
1/27/09	DET	Osgood
3/7/09	at DET	Osgood (2), Conklin (1)
11/20/10	at SJS	Niittymaki (2), empty net (1)
12/23/14	WSH	Holtby
11/21/15	at FLA	Luongo

CAREER PENALTY SHOTS (11)

DATE	OPPONENT	GOALTENDER (RESULT)
2/6/06	at VAN	Auld (Save)
12/31/06	CHI	Khabibulin (Save)
10/19/07	at BUF	Miller (Save)
11/26/07	at EDM	Roloson (Save)
2/8/08	at SJS	Nabokov (Save)
1/2/09	at COL	Budaj (Goal)
4/8/09	at CHI	Khabibulin (Save)
10/25/09	at LAK	Quick (Save)
3/25/12	EDM	Dubnyk (Goal)
11/21/13	at DAL	Lehtonen (Save)
10/10/15	CBJ	Bobrovsky (Save)



BRANDON PIRRI

RIGHT WING

73

HEIGHT 6'0" WEIGHT 186 SHOOTS LEFT BORN APR 10, 1991 BIRTHPLACE TORONTO, ON

CAREER HIGHLIGHTS: 2015-16: Established career-highs in games played (61), assists (15), points (29), power play assists (seven), and power play points (10) ... Tallied a goal on five of his six shootout attempts (83.3%); tied for first in the NHL (min. five shootout attempts) in shootout shooting percentage ... Registered 24 points (11 goals, 13 assists) in 52 games with Florida ... Tied a single-game career-high with two assists in Florida's regular season opener on Oct. 10 vs. PHI ... Tallied two assists on Nov. 21 vs. NYR ... Posted a career-high five-game point streak from Dec. 8 vs. OTT to Dec. 17 at NJD (two goals, five assists over the span) ... Established a single-game career-high with three points (one goal, two assists) and posted a plus-two rating on Dec. 17 at NJD ... Posted a three-game point streak from Jan. 2 vs. NYR to Jan. 5 at BUF (two goals, one assist over the span) ... Tallied five points (three goals, two assists) in nine games with Anaheim ... Made his debut with the Ducks on Mar. 16 vs. NYR ... Tied single-game career-highs with two assists and three points on Mar. 24 at TOR. **2014-**

15: Established career-highs in goals (22), power play goals (seven), game-winning goals (four), and shots on goal (143), and tied his career-high in plus/minus rating (plus-six) ... Tied for ninth in the NHL (min. five games played) in goals per game (0.45) ... Ranked third in the NHL (min. 10 games played) in goals per 60 minutes of ice time (1.82) ... Led Florida in goals per game and shooting percentage (15.4), tied for the team lead in power play goals and game-winning goals, ranked second in goals, tied for second in even strength goals (15), and ranked sixth in shots on goal ... Posted a three-game goal/point streak from Oct. 21 at COL to Oct. 30 vs. ARI (three goals) ... Tallied a goal in six games over a seven-game span from Jan. 19 vs. VAN to Feb. 5 vs. LAK and registered a career-high four-game goal streak from Jan. 31 at NJD to Feb. 5 vs. LAK (four goals) ... Posted his first career multi-goal game by registering two goals, and recorded nine shots on goal on Feb. 28 vs. BUF ... Recorded his second four-game goal streak of the season from Mar. 14 at CAR to Mar. 19 vs. DET (four goals) ... Tallied two goals, including his 20th goal of the season, on Mar.

26 at TOR ... Notched a goal while skating in his 100th career NHL game on Mar. 31 at BOS.

2013-14: Established career-highs in plus/minus rating (plus-six) and shooting percentage (16.3) ... Split the season between Chicago and Florida ... Recorded his first career NHL goal on Oct. 17 vs. STL ... Notched two points (one goal, one assist) on Oct. 19 vs. TOR ... Posted a four-game point streak from Nov. 10 vs. EDM to Nov. 17 vs. SJS (three goals, two assists), including a three-game goal streak from Nov. 14 vs. PHX to Nov. 17 vs. SJS ... Recorded 14 points (seven goals, seven assists) in 21 games with Florida ... Made his Panthers debut on Mar. 4 at BOS ... Notched a point in six of the final seven games of the season, recording seven points (four goals, three assists) over the span. **2012-13:** Skated in one game with Chicago. **2011-12:** Tallied two assists in five contests with the Blackhawks ... Recorded his first career NHL assist/point on Oct. 7 at DAL. **2010-11:** Skated in one game with Chicago ... Made his NHL debut on Oct. 9 vs. DET.



AHL CAREER: 2013-14: Registered 26 points (11 goals, 15 assists) in 26 games with Rockford ... Registered three points (two goals, one assist) and a plus-three rating while skating in the AHL All-Star Game on Feb. 12 ... Posted a nine-game point streak over his final nine AHL games (seven goals, six assists over the span). **2012-13:** Established AHL career-highs in games played (76), assists (53), points (75), and plus/minus rating (plus-11) ... Won the John B. Sollenberger Trophy as the AHL's leading point scorer ... Tied for the AHL lead in assists ... Led Rockford in assists and points, tied for fourth in plus/minus rating, and ranked fifth in goals ... Posted a six-game point streak from Oct. 21 vs. Charlotte to Nov. 3 vs. Lake Erie (five goals, four assists over the span) ... Registered four points (one goal, three assists) on Jan. 19 vs. Grand Rapids; became Rockford's all-time leader in points ... Established single-game records in Rockford franchise history with five assists and six points on Apr. 12 vs. Chicago. **2011-12:** Established AHL career-highs in goals (23) and shots on goal (213) ... Led Rockford in assists (33), points

(56), and shots on goal, tied for the team lead in plus/minus rating (plus-nine), and ranked second in goals ... Was selected to play in the AHL All-Star Game ... Posted five consecutive multi-point games from Nov. 16 vs. Oklahoma City to Nov. 25 vs. Peoria, registering 11 points (six goals, five assists) over the span ... Recorded his first career AHL hat trick on Nov. 23 vs. San Antonio. **2010-11:** Established a Rockford rookie record for points (43) and tied the franchise's rookie record for assists (31) ... Ranked third on Rockford in assists and ranked fourth on the team in points ... Registered a point in each of his first four AHL games (one goal, three assists over the span) ... Notched his first career AHL assist/point while making his AHL debut on Oct. 10 vs. Grand Rapids ... Tallied his first career AHL goal on Oct. 15 at Abbotsford ... Recorded a point in 10 of his final 13 games of the season, registering 17 points (four goals, 13 assists) over the span.

COLLEGE CAREER: 2009-10: Tied for 10th in the NCAA – and led all freshmen – in assists (32), and ranked second among NCAA freshmen in points (43) ... Led Rensselaer in assists, ranked second in points, ranked third in goals (11), and tied for third in game-winning goals (two) and power play goals (four) ... Selected to the ECAC All-Rookie Team ... Notched his first career collegiate assist/point while making his collegiate debut on Oct. 8 at UMass ... Recorded his first career collegiate goal on Oct. 17 at University of Alaska.

JUNIOR A CAREER: 2008-09: Split the season between the Streetsville Derbys and the Georgetown Raiders of the Ontario Junior Hockey League (OJHL) ... Established OJHL career-highs in goals (46), assists (48), and points (94) ... Ranked third in the OJHL in goals

and points, ranked fifth in power play goals (18), and tied for sixth in game-winning goals (seven) ... Registered 21 points (eight goals, 13 assists) in 14 playoff games with Georgetown ... Led Georgetown in several categories in the playoffs, including goals, assists, and points. **2007-08:** Led Streetsville in several categories, including goals (18), assists (32), and points (50) ... Notched a point in 29 of 40 games.

MIDGET CAREER: 2006-07: Registered 54 goals and 72 assists for 128 points in 44 games with the Toronto Young Nationals of the Greater Toronto Minor Midget Hockey League (GTMMHL).

INTERNATIONAL CAREER: 2008: Registered seven points (four goals, three assists) in four games at the 2008 World Junior A Challenge ... Tied for fifth among tournament skaters – and led players on Canada East – in points ... Helped Canada East earn a bronze medal.

BACKGROUND: Nickname is “Pirs” ... Would like to start his own Hot Sauce company one day ... Has a pitbull named Lucy ... Lists Mats Sundin as his hockey idol ... Married: wife, Elyse.

CAREER TRANSACTIONS: June 27, 2009 – Selected by Chicago in the second round, 59th overall, of the 2009 NHL Entry Draft. **March 2, 2014** – Acquired by Florida in exchange for a third round pick in the 2014 NHL Entry Draft (later traded) and a fifth round pick in the 2016 NHL Entry Draft (later traded). **February 29, 2016** – Acquired by Anaheim in exchange for a sixth round pick in the 2016 NHL Entry Draft (Maxim Mamin). **August 26, 2016** – Signed by the Rangers as a free agent.

CAREER STATISTICS

SEASON	TEAM	LEAGUE	REGULAR SEASON					PLAYOFFS				
			GP	G	A	PTS	PIM	GP	G	A	PTS	PIM
2006-07	Toronto Young Nationals	GTMMHL	44	54	72	128	18	-	-	-	-	-
2007-08	Streetsville	OPJHL	40	18	32	50	42	-	-	-	-	-
2008-09	Streetsville	OJHL	18	21	28	49	24	-	-	-	-	-
	Georgetown	OJHL	26	25	20	45	22	14	8	13	21	10
	Canada East	WJAC	4	4	3	7	0	-	-	-	-	-
2009-10	Rensselaer	NCAA	39	11	32	43	67	-	-	-	-	-
2010-11	Blackhawks	NHL	1	0	0	0	0	-	-	-	-	-
	Rockford	AHL	70	12	31	43	50	-	-	-	-	-
2011-12	Blackhawks	NHL	5	0	2	2	0	-	-	-	-	-
	Rockford	AHL	66	23	33	56	36	-	-	-	-	-
2012-13	Blackhawks	NHL	1	0	0	0	0	-	-	-	-	-
	Rockford	AHL	76	22	53	75	72	-	-	-	-	-
2013-14	Blackhawks	NHL	28	6	5	11	6	-	-	-	-	-
	Panthers	NHL	21	7	7	14	2	-	-	-	-	-
	Rockford	AHL	26	11	15	26	10	-	-	-	-	-
2014-15	Panthers	NHL	49	22	2	24	14	-	-	-	-	-
2015-16	Panthers	NHL	52	11	13	24	30	-	-	-	-	-
	Ducks	NHL	9	3	2	5	0	-	-	-	-	-
NHL TOTALS			166	49	31	80	52	-	-	-	-	-

STATISTICAL BREAKDOWN

SEASON	PPG	SHG	GWG	+/-	S	S%	TF	F%	H	BS	MIN
2010-11	0	0	0	-1	1	0.0	6	33.3	0	1	8:56
2011-12	0	0	0	2	5	0.0	54	48.1	5	2	13:31
2012-13	0	0	0	E	2	0.0	14	42.9	1	1	17:55
2013-14	3	0	0	6	80	16.3	454	44.9	24	15	12:58
2014-15	7	0	4	6	143	15.4	175	49.1	39	13	14:46
2015-16	3	0	3	-4	128	10.9	143	46.2	66	14	14:30
TOTALS	13	0	7	9	359	13.6	846	46.1	135	5	14:05

SCORING VS. NHL

TEAM	GP	G	A	PTS
ANA	4	0	0	0
ARI	6	4	0	4
BOS	8	1	2	3
BUF	10	4	0	4
CGY	7	1	1	2
CAR	6	2	2	4
CHI	1	0	0	0
COL	3	1	0	1
CBJ	7	0	1	1
DAL	8	3	2	5
DET	8	3	1	4
EDM	6	1	1	2
FLA	1	0	0	0
LAK	6	1	0	1
MIN	4	0	3	3
MTL	7	1	1	2
NSH	5	1	0	1
NJD	6	3	2	5
NYI	5	3	2	5
NYR	5	3	2	5
OTT	8	0	1	1
PHI	4	0	2	2
PIT	3	0	0	0
SJS	4	3	2	5
STL	5	2	0	2
TBL	8	3	1	4
TOR	5	6	3	9
VAN	7	1	2	3
WSH	4	1	0	1
WPG	5	1	0	1
TOTALS	166	49	31	80

CAREER HIGHLIGHTS

CAREER HIGHS (LAST TIME)	
GOALS	2 (2x), 3/26/15 at TOR
ASSISTS	2 (6x), 3/24/16 at TOR
POINTS	3 (2x), 3/24/16 at TOR (1G-2A)
PIM	4, 10/30/15 vs. BOS
SHOTS	10, 3/17/15 vs. MTL
GOAL STREAK	4 (2x), 3/14/15 - 3/19/15 (4)
ASSIST STREAK	3, 12/12/15 - 12/17/15 (4)
POINT STREAK	5, 12/8/15 - 12/17/15 (2G-5A)

NHL FIRSTS

GAME 10/9/10 vs. DET

GOAL 10/17/13 vs. STL (Halak)

ASSIST 10/7/11 at DAL

CAREER SHOOTOUTS

GOALS	SHOTS	SHOT%	GDG
10	17	58.8	5

CAREER PENALTY SHOTS (1)

DATE	OPPONENT	GOALTENDER (RESULT)
11/14/15	at TBL	Bishop (Goal)



ANTTI RAANTA

GOALTENDER

32

HEIGHT 6'0" WEIGHT 195 CATCHES LEFT BORN MAY 12, 1989 BIRTHPLACE RAUMA, FINLAND

CAREER HIGHLIGHTS: 2015-16: Tied a career-high in appearances (25) ... Ranked eighth in the NHL in GAA (2.24) ... Allowed two goals or fewer in 13 of his 18 starts ... Stopped all 22 shots he faced to record his first win and first shutout as a Ranger while making his debut with the Blueshirts on Oct. 19 vs. SJS; became the fourth goaltender in franchise history to earn a shutout in his first start with the Rangers (Hal Winkler - Nov. 16, 1926 vs. Montreal Maroons; John Ross Roach - Nov. 15, 1928 at Detroit Cougars; Marcel Paille - Nov. 2, 1957 vs. Boston) ... Became the second Finnish-born goaltender to play for the Blueshirts in franchise history (Jussi Markkanen) ... Became the first Rangers goaltender to earn a shutout in his first start as a Ranger at Madison Square Garden since Markkanen on Nov. 4, 2003 vs. DAL ... Made 22 saves and earned a win on Oct. 25 vs. CGY ... Stopped 39 of 40 shots he faced to record his third win of the season on Nov. 7 at ARI; became the third goaltender in Rangers history to allow a total of two goals in his first three starts with the team (Lorne Chabot - two goals allowed in his first three starts in 1926-27; Roach - two goals allowed in his first three starts in 1928-29) ... Became the first Rangers goaltender to win each of his first three starts with the team since Dan Cloutier (Jan. 3, 1998 - Jan. 12, 1998) ... Made 23 saves to earn his fourth win of the season on Nov. 15 vs. TOR; became the first Rangers goaltender to earn a win in each of his first four starts with the team in franchise history and the second Rangers goaltender to earn a win in each of his first four appearances with the team in franchise history (Glenn Healy - 1993-94) ... Made 31 saves on Nov. 28 vs. PHI ... Registered a win in seven of his final eight starts (7-1-0, 2.13 GAA, .931 SV% over the span) ... Earned a win in three consecutive starts he made from Feb. 18 at TOR to Mar. 4 at WSH (1.67 GAA and .949 SV% in his three starts over the span) ... Made 35 saves and earned a win on Feb. 18 at TOR ... Stopped 26 of 27 shots he faced and earned a win on Feb. 29 vs. CBJ ... Made 32 saves and earned a win on Mar. 4 at WSH ... Earned a win in each of his final four starts, posting a 1.75 GAA and a .941 SV% over



the span ... Made 34 saves, and stopped all 19 shots he faced in the third period, to earn a win on Mar. 8 at BUF ... Stopped 22 of 23 shots he faced and earned a win on Mar. 16 at ANA ... Made 31 saves and earned a win on Apr. 9 vs. DET ... Appeared in three playoff games ... Made his NHL playoff debut in Game 1 of the First Round at PIT on Apr. 13. **2014-15:** Established career-bests in GAA (1.89), SV% (.936), and SO (2) ... Allowed two goals or fewer in seven of his 12 starts, including one goal or fewer in six starts ... Registered a 7-0-1 record, along with a 1.36 GAA, a .958 SV%, and 2 SO in eight starts at home ... Made at least 30 saves in five contests, posting a 5-0-0 record, along with a 1.00 GAA, a .972 SV%, and 2 SO in those games ... Stopped all 32 shots he faced while making his season debut on Oct. 21 vs. PHI ... Posted a personal five-game winning streak from Dec. 3 vs. STL to Dec. 21 vs. TOR ... Made a single-game career-high, 40 saves and earned a win on Dec. 3 vs. STL ... Stopped all 31 shots he faced to record his second shutout of the season on Dec. 21 vs. TOR ... Made 35 saves and earned a win on Jan. 20 vs. ARI. **2013-14:** Posted career-bests in appearances (25) and wins (13) ... Ranked third among NHL rookie goaltenders in wins and tied for fourth among NHL rookie goaltenders in appearances and games started (22) ... Posted a 7-0-2 record, along with a 1.68 GAA and a .928 SV% in nine appearances at home; allowed two goals or fewer in all nine appearances ... Made his NHL debut on Nov. 19 at COL ... Earned at least one point in 15 of his first 16 NHL decisions from Nov. 27 at CGY to Jan. 12 vs. EDM (12-1-3 record), including each of his first six NHL decisions from Nov. 27 at CGY to Dec. 11 vs. PHI (5-0-1 record) ... Allowed two goals or fewer in each of his first seven NHL appearances, including each of his first five NHL starts ... Stopped 20 of 22 shots to earn his first career NHL win while making his first career NHL start on Nov. 27 at CGY ... Posted a three-game winning streak from Dec. 8 vs. FLA to Dec. 11 vs. PHI ... Stopped all 26 shots he faced to earn his first career NHL shutout on Dec. 30 vs. LAK.



AHL CAREER: 2014-15: Established career-bests in wins (eight), GAA (2.39), SV% (.918), and SO (two) ... Stopped all 26 shots he faced to earn his first career AHL shutout on Mar. 21 vs. Adirondack ... Stopped all 25 shots he faced to earn a win/shutout on Apr. 11 at Charlotte. **2013-14:** Made his AHL debut on Oct. 5 at San Antonio ... Made 20 saves to earn his first career AHL win while making his first career AHL start on Oct. 11 at Lake Erie.

EUROPEAN CAREER: 2012-13: Established Liiga career-bests in appearances (45), GAA (1.85), and SV% (.943) and tied a career-high in wins (21) ... Received the Lasse Oksanen Award as Liiga's Best Player of the Regular Season and the Urpo Ylönen Award as Liiga's Best Goaltender of the Regular Season ... Led all Liiga goaltenders in GAA and SV%, ranked fifth in shutouts, and tied for fifth in wins ... Named to the Liiga All-Star Team ... Tied for second among Liiga goaltenders in assists (two) ... Established Liiga playoff career-bests in appearances (16), wins (12), GAA (1.33), SV% (.955), and SO (four) while helping Assat capture the Liiga Championship ... Received the Jari Kurri Award as the Liiga Best Player in the Playoffs. **2011-12:** Established a Liiga career-high in wins

(21) ... Posted a 21-10-4 record, along with a 2.23 GAA, a .933 SV%, and 2 SO in 38 appearances. **2010-11:** Posted a 2.37 GAA and a .911 SV% in 20 appearances with Lukko ... Helped Lukko earn a bronze medal. **2009-10:** Split the season between Lukko in SM-liiga and Lukko U20 in Jr. A Liiga ... Led all Jr. A Liiga goaltenders in SV%.

INTERNATIONAL CAREER: 2013: Posted a 4-3-0 record, along with a 2.09 GAA, a .928 SV%, and 1 SO in seven appearances while representing Finland at the 2013 IIHF World Championship ... Named one of the Top 3 Players on Finland in the tournament ... Tied for third among tournament goaltenders in SO, ranked sixth in SV%, and ranked seventh in GAA.

BACKGROUND: Nickname is "Rants" ... Served in the Finnish Army for six months after he turned 18 years old ... Married – wife, Anna.

CAREER TRANSACTIONS: June 3, 2013 – Signed by Chicago as an undrafted free agent. **June 27, 2015** – Acquired by the Rangers in exchange for Ryan Haggerty.

CAREER STATISTICS

REGULAR SEASON

SEASON	TEAM	LEAGUE	GP	W	L	T	OT	SO	GA	SA	GAA	SV%	MIN	A	PIM
2008-09	Lukko Rauma	Liiga	2	-	-	-	-	-	-	-	2.51	-	-	-	-
2009-10	Lukko Rauma U20	Jr. A Liiga	15	-	-	-	-	-	-	-	2.20	.928	-	-	-
	Lukko Rauma	Liiga	15	6	7	1	-	2	37	450	2.66	.918	836	0	0
2010-11	Lukko Rauma	Liiga	20	6	6	-	-	1	42	472	2.37	.911	1,064	1	2
2011-12	Assat Pori	Liiga	38	21	10	4	-	2	80	1,198	2.23	.933	2,149	1	0
2012-13	Assat Pori	Liiga	45	21	10	11	-	5	80	1,412	1.85	.943	2,595	2	0
	Finland	WC	7	4	3	0	-	1	15	208	2.09	.928	430	-	-
2013-14	Blackhawks	NHL	25	13	5	-	4	1	63	610	2.71	.897	1,397	1	0
	Rockford	AHL	14	7	5	-	0	0	32	370	2.83	.914	677	0	0
2014-15	Blackhawks	NHL	14	7	4	-	1	2	25	389	1.89	.936	792	0	0
	Rockford	AHL	11	8	1	-	1	2	24	291	2.39	.918	603	0	0
2015-16	RANGERS	NHL	25	11	6	-	2	1	43	530	2.24	.919	1,151	0	0
	NHL TOTALS		64	31	15	-	7	4	131	1,529	2.35	.914	3,339	1	0
	NYR TOTALS		25	11	6	-	2	1	43	530	2.24	.919	1,150	0	0

PLAYOFFS

SEASON	TEAM	LEAGUE	GP	W	L	SO	GA	SA	GAA	SV%	MIN
2009-10	Lukko Rauma U20	Jr. A Liiga	4	-	-	-	-	-	-	1.51	.957
2010-11	Lukko Rauma	Liiga	2	0	1	0	6	33	4.28	.818	84
2011-12	Assat Pori	Liiga	3	0	3	0	9	109	3.07	.917	176
2012-13	Assat Pori	Liiga	16	12	4	4	23	505	1.33	.955	1,039
2015-16	RANGERS	NHL	3	0	1	0	4	38	2.56	.895	94
	NHL TOTALS		3	0	1	0	4	38	2.56	.895	94
	NYR TOTALS		3	0	1	0	4	38	2.56	.895	94

CAREER HIGHLIGHTS

CAREER HIGHS (LAST TIME)

SHOTS FACED	41 (2x), 12/5/14 vs. MTL
WIN STREAK	5, 12/3/14 - 12/21/14
SHUTOUT STREAK	116:49, 10/25/15 - 11/7/15
POINT STREAK	7, 12/15/13 - 12/30/13 (5-0-2)

NHL FIRSTS

GAME	11/19/13 at COL (1-5)
WIN	11/27/13 at CHI (3-2)
SHUTOUT	12/30/13 vs. LAK (1-0)

40 OR MORE SAVE GAMES (1; 1-0-0)

DATE	OPPONENT	RESULT	SAVES
12/3/14	STL	4-1	40

CAREER SHUTOUTS (4)

DATE	OPPONENT	SCORE	SAVES
12/30/13	LAK	1-0	26
10/21/14	PHI	4-0	32
12/21/14	TOR	4-0	31
10/19/15	SJS	4-0	22

CAREER SHOOTOUTS

W	L	SA	GA	SV%
0	4	18	9	.500

CAREER PENALTY SHOTS (2)

DATE	OPPONENT	PLAYER (RESULT)
12/30/13	LAK	Dustin Brown (Save)
12/16/14	MIN	Nino Niederreiter (Goal)

RECORD VS. NHL

TEAM	GP	W	L	OT	GA	GAA	SV%	SO
ANA	2	1	0	1	3	1.45	.939	0
ARI	4	3	0	1	6	1.47	.957	0
BOS	1	0	0	0	2	4.33	.875	0
BUF	2	1	1	0	3	1.84	.941	0
CGY	5	3	0	1	13	2.87	.883	0
CAR	0	0	0	0	0	0.00	.000	0
CHI	0	0	0	0	0	0.00	.000	0
COL	4	1	2	0	9	2.43	.889	0
CBJ	2	2	0	0	4	2.00	.926	0
DAL	1	1	0	0	2	2.01	.931	0
DET	1	1	0	0	2	2.00	.939	0
EDM	3	1	2	0	7	3.09	.841	0
FLA	1	1	0	0	2	2.59	.935	0
LAK	3	2	0	1	6	1.97	.927	1
MIN	3	1	1	0	6	2.74	.885	0
MTL	3	2	0	0	5	2.30	.926	0
NSH	4	1	2	0	10	3.28	.885	0
NJD	2	2	0	0	5	2.50	.872	0
NYI	2	0	1	0	5	3.84	.865	0
NYR	0	0	0	0	0	0.00	.000	0
OTT	1	0	1	0	5	5.03	.828	0
PHI	4	2	1	1	7	1.74	.947	1
PIT	1	0	0	0	0	0.00	1.000	0
SJS	3	1	1	0	1	0.46	.978	1
STL	3	1	1	1	9	2.94	.907	0
TBL	0	0	0	0	0	0.00	.000	0
TOR	4	3	1	0	10	2.73	.916	1
VAN	1	0	0	1	2	1.85	.917	0
WSH	3	1	1	0	6	2.59	.906	0
WPG	1	0	0	0	1	1.36	.917	0
TOTALS	64	31	15	7	131	2.35	.914	4



BRADY SKJEI

DEFENSEMAN

76

HEIGHT 6'3" WEIGHT 211 SHOOTS LEFT BORN MAR 26, 1994 BIRTHPLACE LAKEVILLE, MN

CAREER HIGHLIGHTS: 2015-16: Tied for the game-high with three takeaways, recorded two blocked shots, and registered one shot on goal in 14:54 of ice time while making his NHL/Rangers debut on Dec. 15 vs. EDM; became the first player in franchise history to wear jersey No. 76 in a regular season game ... Recorded two hits, registered two blocked shots, and posted a plus-one rating on Dec. 17 at MIN ... Registered two hits and recorded one shot on goal while skating in a team-high 22:17 of ice time on Feb. 23 at NJD ... Recorded one shot on goal in 17:38 of ice time on Mar. 8 at BUF ... Was credited with two blocked shots and posted a plus-two rating in 22:04 of ice time on Apr. 9 vs. DET ... Tied for first among NHL rookie defensemen in plus/minus rating (plus-one), tied for second in assists (two), and tied for third in points (two) in the playoffs ... Tied for the team lead in plus/minus rating, tied for third on the Rangers in assists, and tied for fourth in points in the playoffs ... Tied for first among Rangers defensemen in assists and points ... Registered five hits in 17:08 of ice time while making his NHL playoff debut in Game 1 of the First Round at PIT on Apr. 13; became the first Rangers rookie defenseman to play in a playoff game since Stu Bickel in 2012, as well as the first Rangers rookie defenseman 22 years old or younger to play in a playoff game since Ryan McDonagh in 2011 ... Tallied his first career NHL playoff assist/point in Game 2 at PIT on Apr. 16 ... Recorded an assist in Game 5 at PIT on Apr. 23; became the first Rangers rookie defenseman to tally at least two assists/points in one playoff year since Marc Staal in 2008.

AHL CAREER: 2015-16: Ranked third on the Wolf Pack in assists (24) and ranked fifth in points (28) when he was recalled by the Rangers on Apr. 5 ... Ranked second among Hartford defensemen in assists and points at the time of his recall on Apr. 5 ... Tallied his first career AHL regular season assist/point on Oct. 14 vs. Providence ... Recorded a point in six games over a nine-game span from Nov. 11 at Portland to Dec. 4 vs. Hershey (two goals, four assists) ... Registered his first career AHL regular season

goal on Nov. 21 vs. Lehigh Valley ... Established single-game AHL career-highs with three assists and three points on Dec. 12 vs. Bridgeport ... Notched two assists and posted a plus-one rating on Jan. 10 vs. Albany ... Posted a career-high three-game point streak from Jan. 18 at Providence to Jan. 24 vs. Portland (one goal, two assists) ... Recorded the game-winning goal in overtime on Jan. 18 at Providence ... Tied a single-game AHL career-high with three points (one goal, two assists) and established a single-game AHL career-high with a plus-three rating on Apr. 1 vs. Hershey. **2014-15:** Skated in eight games with Hartford, posting a plus-two rating and recording five shots on goal ... Made his AHL debut on Apr. 3 vs. Syracuse ... Registered three points (one goal, two assists) in 15 playoff contests ... Made his AHL playoff debut on Apr. 22 vs. Providence ... Recorded his first career AHL playoff goal/point on Apr. 26 at Providence ... Notched his first career AHL playoff assist and posted a plus-two rating on May 15 vs. Hershey.



COLLEGE CAREER: 2014-15: Established a collegiate career-high in assists (nine) while helping the University of Minnesota capture the Big Ten Championship ... Tied for third among team defensemen in assists ... Minnesota posted an 8-1-0 record when he tallied a point ... Registered a collegiate career-high three-game point streak from Oct. 12 vs. RPI to Oct. 25 vs. Bemidji State ... Tied single-game collegiate career-highs with two assists and two points on Jan. 30 at Wisconsin ... Skated in his 100th career collegiate game on Feb. 21 at Penn State. **2013-14:** Established collegiate career-highs in games played (40), goals (six), points (14), and plus/minus rating (plus-15) ... Tied for sixth on the team - and tied for third among team defensemen - in plus/minus rating ... Tied for second among team defensemen in goals and ranked third among team defensemen in points ... Minnesota posted an 8-1-3 record when he tallied a point ... Recorded seven points (three goals, four assists) in the final nine games of the season ... Tallied a goal in two consecutive games for the first time in his collegiate career on Mar.



14 at Michigan and Mar. 15 at Michigan ... Established a single-game collegiate career-high with two goals and tied a collegiate career-high with two points on Mar. 15 at Michigan ... Tallied an assist on the game-winning goal on Apr. 10 vs. North Dakota to help Minnesota advance to the National Championship Game. **2012-13:** Recorded three points (one goal, two assists) and posted a plus-minus rating in 36 games as a freshman with the University of Minnesota ... Led team freshmen in plus/minus rating ... Made his collegiate debut on Oct. 12 vs. Michigan State ... Registered his first career collegiate goal, assist, and point as part of a two-point effort on Oct. 13 vs. Michigan State.

USHL CAREER: 2011-12: Recorded 23 points (four goals, 19 assists) in 60 games with the U.S. National U18 Team ... Tallied 12 points (three goals, nine assists) and posted a plus-five rating in 24 games in USHL competition. **2010-11:** Registered 19 points (five goals, 14 assists) in 53 games with the U.S. National U17 Team ... Recorded six points (one goal, five assists) in USHL competition ... Skated in two playoff games in USHL competition.

HIGH SCHOOL CAREER: 2009-10: Registered 29 points (11 goals, 18 assists) in 30 games with Lakeville North High School in Minnesota ... Tallied six points (four goals, two assists) in five playoff games.

INTERNATIONAL CAREER: 2016: Registered one goal in 10 games while representing the United States at the 2016 IIHF World Championship ... Ranked fourth among United States defensemen in average ice time (17:56) in the tournament. **2014:** Tallied one assist and posted a plus-five rating in five games while representing the United States at the 2014 IIHF World Junior Championship ... Ranked second on Team USA in plus/minus rating in the tournament. **2012:** Registered one assist and posted a plus-minus rating in six contests to help Team USA capture a gold medal at the 2012 IIHF World U18 Championship ... Led all skaters in the tournament in plus/minus rating.

BACKGROUND: His uncle, Barry Karn, has worked as a skating coach with several NHL teams ... Lists his vacation cabin in Minnesota, which has been in his family for over 60 years, as his greatest love besides hockey ... Would be attempting a career in professional golf if he was not a hockey player ... Played quarterback and was a member of the golf team in high school ... Majored in business and marketing at the University of Minnesota ... Single.

CAREER TRANSACTIONS: June 22, 2012
– Selected by the Rangers in the first round, 28th overall, of the 2012 NHL Entry Draft.

CAREER STATISTICS

SEASON	TEAM	LEAGUE	REGULAR SEASON					PLAYOFFS				
			GP	G	A	PTS	PIM	GP	G	A	PTS	PIM
2009-10	Lakeville North	HIGH-MN	30	11	18	29	20	5	4	2	6	6
2010-11	U.S. Nat'l Team	USHL	36	1	5	6	14	2	0	0	0	0
	U.S. Nat'l Team UI7 USDP-UI7		17	4	9	13	10	-	-	-	-	-
2011-12	U.S. Nat'l Team	USHL	24	3	9	12	12	-	-	-	-	-
	U.S. Nat'l Team UI8 USDP-UI8		36	1	10	11	24	-	-	-	-	-
	United States	WJ18	6	0	1	1	4	-	-	-	-	-
2012-13	Univ. of Minnesota	NCAA	36	1	2	3	14	-	-	-	-	-
2013-14	Univ. of Minnesota	NCAA	40	6	8	14	30	-	-	-	-	-
	United States	WJC	5	0	1	1	0	-	-	-	-	-
2014-15	Univ. of Minnesota	NCAA	33	1	9	10	32	-	-	-	-	-
	Hartford	AHL	8	0	0	0	0	15	1	2	3	16
2015-16	RANGERS	NHL	7	0	0	0	4	5	0	2	2	2
	Hartford	AHL	68	4	24	28	36	-	-	-	-	-
	United States	WC	10	1	0	1	2	-	-	-	-	-
NHL/NYR TOTALS			7	0	0	0	4	5	0	2	2	2

STATISTICAL BREAKDOWN

SEASON	PPG	SHG	GWG	+/-	S	S%	TF	F%	H	BS	MIN
2015-16	0	0	0	1	6	0.0	0	0.0	11	11	17:44
TOTALS	0	0	0	1	6	0.0	0	0.0	11	11	17:44

SCORING VS. NHL

TEAM	GP	G	A	PTS
ANA	0	0	0	0
ARI	0	0	0	0
BOS	0	0	0	0
BUF	1	0	0	0
CGY	0	0	0	0
CAR	0	0	0	0
CHI	0	0	0	0
COL	0	0	0	0
CBJ	0	0	0	0
DAL	0	0	0	0
DET	1	0	0	0
EDM	1	0	0	0
FLA	0	0	0	0
LAK	0	0	0	0
MIN	1	0	0	0
MTL	0	0	0	0
NSH	0	0	0	0
NJD	1	0	0	0
NYI	1	0	0	0
NYR	0	0	0	0
OTT	0	0	0	0
PHI	0	0	0	0
PIT	0	0	0	0
SJS	0	0	0	0
STL	0	0	0	0
TBL	1	0	0	0
TOR	0	0	0	0
VAN	0	0	0	0
WSH	0	0	0	0
WPG	0	0	0	0
TOTALS	7	0	0	0

CAREER HIGHLIGHTS

CAREER HIGHS (LAST TIME)

GOALS	N/A
ASSISTS	N/A
POINTS	N/A
PIM	2 (2x), 4/7/16 vs. NYI
SHOTS	1 (6x), 4/7/16 vs. NYI
GOAL STREAK	N/A
ASSIST STREAK	N/A
POINT STREAK	N/A

NHL FIRSTS

GAME	12/15/15 vs. EDM
GOAL	N/A
ASSIST	N/A



MARC STAAL

DEFENSEMAN

18

HEIGHT 6'4" WEIGHT 209 SHOOTS LEFT BORN JAN 13, 1987 BIRTHPLACE THUNDER BAY, ON

CAREER HIGHLIGHTS: 2015-16: Ranked third on the Rangers in total ice time (1,515:18) and average shorthanded ice time (2:16), ranked fourth in blocked shots (120), and ranked fifth in average ice time (19:40) and average even strength ice time (17:17) ... Tied a single-game career-high with two points (one goal, one assist) and posted a plus-two rating on Oct. 19 vs. SJS ... Recorded an assist, was credited with four blocked shots, and posted a plus-one rating on Dec. 2 at NYI ... Established a single-game career-high with seven blocked shots on Jan. 11 vs. BOS ... Skated in at least 20:00 of ice time in nine consecutive games which he played from Feb. 4 vs. MIN to Feb. 25 at STL ... Tallied an assist and posted a plus-two rating in 20:06 of ice time on Feb. 8 vs. NJD ... Recorded three blocked shots, was credited with two hits, and posted a plus-two rating in 21:17 of ice time on Feb. 10 at PIT ... Led all skaters with four blocked shots while skating in a team-high 25:03 of ice time on Feb. 21 vs. DET ... Skated in his 600th career NHL game on Feb. 27 at DAL ... Tied for the team lead in shorthanded assists (one) and shorthanded points (one), tied for third on the Rangers in assists (two), and tied for fourth in points (two) in the playoffs ... Tied for first among team defensemen in assists and points in the playoffs ... Recorded his first career NHL playoff shorthanded assist/point while skating in his 90th career NHL playoff contest in Game 3 of the First Round vs. PIT on Apr. 19; became the third skater (forward or defenseman) to appear in at least 90 career playoff games with the Rangers. **2014-15:** Established a career-high in plus/minus rating (plus-18) and tied a career-high in shorthanded assists (two) ... Tied for eighth in the NHL in shorthanded assists ... Tied for fifth among NHL defensemen in shorthanded assists and tied for sixth in shorthanded points (two) ... Ranked third on the Rangers in average ice time (21:08), blocked shots (123), and shorthanded assists, tied for fourth in shorthanded points, and tied for sixth in plus/minus rating ... Recorded an assist in two consecutive games on Oct. 11 at CBJ and Oct. 12 vs. TOR ... Averaged 23:29 of ice time in November; logged at least 20 minutes of ice



time in 11 of 14 contests ... Tied for the game-high with four blocked shots, tied for the team-high with three hits, and recorded two shots on goal in a season-high 29:45 of ice time on Nov. 5 vs. DET ... Tied single-game career-highs with two assists and two points on Nov. 11 vs. PIT ... Skated in his 500th career NHL game on Jan. 13 vs. NYI; became the 12th defenseman in franchise history to skate in 500 games with the team ... Tied single-game career-highs with two assists and two points on Feb. 10 at TOR ... Ranked third on the Rangers in average ice time (20:40) and blocked shots (29), and led the team in average even strength ice time (18:49) in the playoffs ... Skated in his 86th career NHL playoff game in Game 6 of the Eastern Conference Final at TBL on May 26; passed Don Maloney for sole possession of third place on the franchise's all-time playoff games played list. **2013-14:** Ranked third on the Rangers in average ice time (20:31) and blocked shots (84) ... Was credited with two hits while skating in his 400th career NHL game on Oct. 31 vs. BUF ... Recorded the 100th point of his NHL career with a goal on Nov. 12 vs. NJD ... Recorded two points (one goal, one assist) and tied a single-game career-high with a plus-four rating on Jan. 26 against NJD at Yankee Stadium ... Established playoff career-highs in games played (25), assists (four), and blocked shots (53) ... Ranked second on the team – and third in the NHL – in blocked shots in the playoffs ... Finished third on the team in average ice time (21:49), ranked second among defensemen on the team in shots on goal (27), tied for third among defensemen on the team in points (five), and ranked fourth among defensemen on the team in assists in the playoffs ... Led all skaters in plus/minus rating (plus-six) and tied for second among defensemen on the team in points (two) in the First Round against PHI ... Registered the first goal of the contest and posted a plus-two rating in Game 5 vs. PHI on Apr. 27. **2012-13:** Missed the final 27 games of the season due to an eye injury sustained on Mar. 5 vs. PHI ... Led all Rangers defensemen in assists (nine) and points (11) at the time of his injury ... The Rangers posted a record of



6-1-2 record in games when he registered a point ... Selected as the Rangers' nominee for the Bill Masterton Memorial Trophy, an annual award under the trusteeship of the Professional Hockey Writers' Association to the "player who best exemplifies the qualities of perseverance, sportsmanship and dedication to hockey." **2011-12:** Made his season debut at the 2012 NHL Bridgestone Winter Classic on Jan. 2 against PHI after missing the first 36 games of the season with a concussion; was credited with one hit and posted a plus-one rating in 12:41 of ice time in the contest ... Established playoff career-highs in goals (three), points (six), power play goals (two), power play points (two), and shots on goal (30) ... Tied for eighth in the NHL and first among NHL defensemen in power play goals in the playoffs ... Tied for third among NHL defensemen in goals, and tied for eighth in points and shots on goal ... Ranked fifth in the league in blocked shots (39) ... Tied for the team lead in power play goals and tied for fifth in goals ... Logged a single-game playoff career-high, 49:34 of ice time in Game 3 of the Eastern Conference Semifinals at WSH on May 2 ... Tied a single-game playoff career-high with two points (one goal, one assist) and tallied his first career overtime playoff goal in Game 5 vs. WSH on May 7. **2010-11:** Named alternate captain on Oct. 9 ... Established career-highs in assists (22), points (29), power play goals (four), power play assists (seven), power play points (11), shorthanded goals (two), shorthanded assists (two), shorthanded points (four), average ice time (25:44), and shots on goal (116) ... Led the team and ranked fourth in the NHL in average ice time, ranked second in blocked shots (109), tied for third on the Rangers in power play goals and power play points, and tied for fourth in power play assists ... Led all NHL defensemen in shorthanded points, tied for first in shorthanded goals, and tied for third in shorthanded assists ... Led all team defensemen in goals (seven), and shots on goal, ranked second in assists, points and blocked shots, and finished third in hits (140) ... Made his first career NHL All-Star Game appearance on Jan. 30 ... Led the Rangers and ranked third in the NHL in average ice time (28:01) in the playoffs. **2009-10:** Established career-highs in goals (eight) and game-winning goals (two), and tied his career-high in games played (82) ... Led the team in average ice time (23:07), tied for third in blocked shots (97), and ranked fourth in even strength points (27) ... Registered a career-high, three-game goal streak from Mar. 30 at NYI to Apr. 3 at FLA (three goals over the span). **2008-09:** Established a career-high in games played (82) ... Ranked third on the team in average ice time (21:32) in the playoffs.

2007-08: Ranked sixth among NHL rookies with 124 hits ... Tallied a goal and an assist in the NHL YoungStars Game on Jan. 26 in ATL ... Logged 16:04 while making his NHL debut on Oct. 4 vs. FLA ... Won the Lars-Erik Sjoberg Award as the top rookie in training camp.

AHL CAREER: 2005-06: Appeared in 12 playoff games with Hartford, tallying two assists ... Made his AHL debut on Apr. 18 vs. Manchester.

JUNIOR CAREER: 2006-07: Named a First Team OHL All-Star and a First Team CHL All-Star ... Received the Max Kaminsky Trophy as the Most Outstanding Defenseman ... Represented the Eastern Conference at the 2007 OHL All-Star Classic ... Represented the OHL in the 2006 ADT Canada/Russia Challenge. **2005-06:** Served as captain of the Wolves ... Led team defensemen in scoring with 49 points. **2004-05:** Ranked second among team defensemen in scoring with 26 points ... Was a Nominee for the Max Kaminsky Trophy as the League's Most Outstanding Defenseman. **2003-04:** Was a nominee for the Max Kaminsky Trophy as the League's Most Outstanding Defenseman ... Named to the First All-Rookie Team.

INTERNATIONAL CAREER: 2010: Selected to represent Team Canada at the 2010 World Championship in Germany. **2007:** Captured his second consecutive gold medal as a member of Team Canada at the World Junior Championship in Sweden. **2006:** Named the top defenseman at the World Junior Championship to help lead Team Canada to the gold medal. **2004:** Captured gold at the World Under-17 Hockey Challenge in St. John's, Newfoundland as a member of Team Ontario ... Won a gold medal with Team Canada at the Junior World Cup in the Czech Republic.

BACKGROUND: One of three brothers currently playing in the NHL - older brother, Eric, was selected second overall by Carolina in the 2003 NHL Entry Draft; younger brother, Jordan, was selected second overall by Pittsburgh in the 2006 NHL Entry Draft ... Is a fan of rock music, and lists Kings of Leon, OAR and Mumford and Sons as his favorite bands ... Enjoys reading non-fiction books ... Lists Seinfeld as his all-time favorite television show ... His first job was working on his father's sod farm ... Enjoys freshwater fishing ... Married - wife, Lindsay; daughters, Anna and Emily.

CAREER TRANSACTIONS: July 30, 2005 - Selected by the Rangers in the first round, 12th overall, of the 2005 NHL Entry Draft.

CAREER STATISTICS

SEASON	TEAM	LEAGUE	REGULAR SEASON					PLAYOFFS				
			GP	G	A	PTS	PIM	GP	G	A	PTS	PIM
2003-04	Sudbury	OHL	61	1	13	14	34	7	1	2	3	2
2004-05	Sudbury	OHL	65	6	20	26	53	12	0	4	4	15
2005-06	Sudbury	OHL	57	11	38	49	60	10	0	8	8	8
	Hartford	AHL	-	-	-	-	-	12	0	2	2	8
2006-07	Canada	WJC	6	0	1	1	4	-	-	-	-	-
	Sudbury	OHL	53	5	29	34	68	21	5	15	20	22
	Canada	WJC	6	0	0	0	4	-	-	-	-	-
2007-08	RANGERS	NHL	80	2	8	10	42	10	1	2	3	8
2008-09	RANGERS	NHL	82	3	12	15	64	7	1	0	1	0
2009-10	RANGERS	NHL	82	8	19	27	44	-	-	-	-	-
	Canada	WC	7	0	1	1	2	-	-	-	-	-
2010-11	RANGERS	NHL	77	7	22	29	50	5	0	1	1	0
2011-12	RANGERS	NHL	46	2	3	5	16	20	3	3	6	12
2012-13	RANGERS	NHL	21	2	9	11	14	1	0	0	0	0
2013-14	RANGERS	NHL	72	3	11	14	24	25	1	4	5	6
2014-15	RANGERS	NHL	80	5	15	20	42	19	0	1	1	10
2015-16	RANGERS	NHL	77	2	13	15	36	5	0	2	2	4
NHL/NYR TOTALS			617	34	112	146	332	92	6	13	19	40

STATISTICAL BREAKDOWN

SEASON	PPG	SHG	GWG	+/-	S	S%	TF	F%	H	BS	MIN
2007-08	0	0	0	2	78	2.6	0	0.0	124	62	18:48
2008-09	0	0	1	-7	96	3.1	0	0.0	189	75	21:07
2009-10	0	0	2	11	78	10.3	0	0.0	178	97	23:07
2010-11	4	2	2	8	116	6.0	0	0.0	140	109	25:44
2011-12	1	0	0	-7	61	3.3	0	0.0	55	68	19:53
2012-13	1	0	0	4	20	10.0	0	0.0	47	36	24:27
2013-14	1	0	0	-1	92	3.3	1	100.0	83	84	20:31
2014-15	0	0	0	18	97	5.2	2	50.0	99	123	21:08
2015-16	0	0	1	2	65	3.1	4	25.0	65	120	19:40
TOTALS	7	2	6	30	703	4.8	7	42.9	980	774	21:26

SCORING VS. NHL

TEAM	GP	G	A	PTS
ANA	11	0	1	1
ARI	12	2	2	4
BOS	32	1	4	5
BUF	26	0	5	5
CGY	9	0	1	1
CAR	31	2	3	5
CHI	11	1	2	3
COL	12	1	3	4
CBJ	15	2	3	5
DAL	11	0	2	2
DET	13	0	2	2
EDM	10	0	3	3
FLA	25	2	5	7
LAK	11	0	1	1
MIN	11	1	0	1
MTL	29	0	5	5
NSH	9	2	2	4
NJD	44	3	5	8
NYI	42	4	14	18
NYR	-	-	-	-
OTT	27	0	6	6
PHI	46	0	3	3
PIT	42	3	10	13
SJS	9	1	3	4
STL	11	0	0	0
TBL	28	4	7	11
TOR	27	2	8	10
VAN	10	1	0	1
WSH	28	1	8	9
WPG	25	1	4	5
TOTALS	617	34	112	146

CAREER HIGHLIGHTS

CAREER HIGHS (LAST TIME)

GOALS	1 (34x), 1/14/16 at NYI
ASSISTS	2 (10x), 2/10/15 at TOR
POINTS	2 (16x), 10/19/15 vs. SJS (1G-1A)
PIM	14, 1/16/09 at CHI
SHOTS	5 (4x), 3/4/15 at DET
GOAL STREAK	3, 3/30/10 - 4/3/10 (3)
ASSIST STREAK	3, 12/12/10 - 12/16/10 (3)
POINT STREAK	4 (2x), 12/11/10 - 12/16/10 (2G-3A)

NHL FIRSTS


GAME	10/4/07 vs. FLA
GOAL	11/14/07 at NJD (Brodeur)
ASSIST	11/1/07 vs. WSH

CAREER SHOOTOUTS

GOALS	SHOTS	SHOT%	GDG
0	1	0.0	0

ALL-STAR GAME SCORING

SEASON	TEAM	G	A
2010-11	Team Staal	0	0



DEREK STEPAN

CENTER

21

HEIGHT 6'0" WEIGHT 196 SHOOTS RIGHT BORN JUN 18, 1990 BIRTHPLACE HASTINGS, MN

CAREER HIGHLIGHTS: 2015-16: Established career-highs in goals (22) and shorthanded goals (three) ... Tied for sixth in the NHL in shorthanded goals; registered all of the Rangers' shorthanded goals during the season ... Tied for 11th in the NHL in takeaways (62) ... Led the Rangers in takeaways, shots on goal (192), shorthanded goals, and shorthanded points (three), tied for the team-lead in game-winning goals (five), tied for second in even strength assists (22), ranked third in points (53), tied for third in goals, assists (31), power play goals (five), and even strength points (36), and ranked fourth in power play assists (nine) and power play points (4) ... The Rangers posted a 43-22-7 record in games which he played, including a 28-7-3 record in games which he notched a point and a 15-1-3 record in games which he tallied a goal ... Posted a three-game point streak over the first three games of the season from Oct. 7 at CHI to Oct. 10 vs. CBJ (two goals, one assist) ... Registered the game-winning goal in the Rangers' season opener on Oct. 7 at CHI ... Tallied a goal, tied for the game-high with two takeaways, and won eight of 12 faceoffs (66.7%) on Oct. 10 vs. CBJ ... Notched an assist, won 12 of 20 faceoffs (60%), and posted a plus-two rating on Oct. 22 vs. ARI ... Registered seven points (three goals, four assists) and posted a plus-five rating in a nine-game span from Nov. 6 at COL to Nov. 23 vs. NSH; notched a point in six of the nine games ... Tallied two assists, including one on the game-winning goal, and posted a plus-two rating on Nov. 12 vs. STL ... Led the Rangers in points (41), ranked second in assists (25), and tied for second in goals (16) from the time he returned to the Rangers' lineup on Dec. 18 until the end of the season ... Posted a faceoff win percentage of 50.0 or better in 13 of 16 games from Dec. 20 vs. WSH to Feb. 2 at NJD (162-for-286; 56.6% over the span) ... Recorded an assist and posted a plus-two rating on Dec. 28 at NSH ... Registered two goals, including a shorthanded goal, won 10 of 15 faceoffs (66.7%), led all skaters with five shots on goal, and posted a plus-two rating on Jan. 5 vs. DAL ... Posted a faceoff win percentage of 75.0 or better in two consecutive games on

Jan. 11 vs. BOS and Jan. 14 at NYI (27-for-35; 77.1%) ... Registered 38 points (14 goals, 24 assists) in the final 39 games of the season, including 31 points (13 goals, 18 assists) in the final 29 games and 22 points (eight goals, 14 assists) in the final 18 contests ... Posted a four-game assist/point streak from Jan. 16 at PHI to Jan. 22 at CAR (one goal, four assists) ... Tallied two points (one goal, one assist), including an assist on the game-winning goal in overtime, on Jan. 19 vs. VAN ... Skated in his 400th career NHL game on Jan. 24 at OTT ... Tied for fourth in the NHL in points from Feb. 10 until the end of the season (31) ... Posted a three-game point streak from Feb. 10 at PIT to Feb. 14 vs. PHI (three goals, two assists) ... Recorded a multi-point game in three contests over a four-game span from Feb. 12 vs. LAK to Feb. 18 at TOR ... Notched two points (one goal, one assist) on Feb. 12 vs. LAK ... Registered two goals, including his 100th career NHL goal, tallied the game-winning goal, and led all skaters with six shots on goal on Feb. 14 vs. PHI ... Tied a single-game career-high with seven shots on goal on Feb. 17 vs. CHI ... Registered two points (one goal, one assist), including the game-winning goal, and posted a plus-two rating on Feb. 18 at TOR ... Tallied a shorthanded goal, which was the game-winning goal, on Feb. 29 vs. CBJ ... Posted a five-game point streak from Mar. 4 at WSH to Mar. 13 vs. PIT (two goals, five assists) ... Notched two points (one goal, one assist), including the game-winning goal, on Mar. 4 at WSH ... Tallied a point in eight of the final 10 games of the season, registering 15 points (six goals, nine assists) during the stretch ... Posted five multi-point games over a seven-game stretch from Mar. 23 vs. BOS to Apr. 5 vs. TBL (six goals, seven assists over the seven contests) ... Recorded three points (one goal, two assists), including his 40th point of the season, on Mar. 23 vs. BOS; became the second Ranger in franchise history to register at least 40 points in each of his first six NHL seasons (Steve Vickers – each of his first nine seasons from 1972-73 – 1980-81) ... Recorded two points (one goal, one assist) on Mar. 26 at MTL ... Posted a five-game point streak from Mar. 31





at CAR to Apr. 7 vs. NYI (four goals, five assists) ... Tallied two assists on Mar. 31 at CAR ... Recorded two points (one goal, one assist), including his 300th career NHL point and his 20th goal of the 2015-16 season, on Apr. 4 at CBJ; reached the 20-goal plateau for the second time in his career ... became the first player to tally all of his first 300 career NHL points with the Rangers since Brian Leetch ... Tallied three points (two goals, one assist), including an assist on the game-winning goal, and recorded his 50th point of the season on Apr. 5 vs. TBL; reached the 50-point plateau for the third consecutive season and became the first Rangers center to tally at least 50 points in three straight seasons since Wayne Gretzky (1996-97 - 1998-99) ... Led the Rangers in shots on goal (20), tied for the team lead in goals (two) and power play goals (one), ranked second in blocked shots (eight), and tied for fourth in points (two) in the playoffs ... Tied a single-game playoff career-high with two goals and led all skaters with seven shots on goal in Game 1 of the First Round at PIT on Apr. 13; passed Alexei Kovalev on the Rangers' all-time playoff goals list and passed Jean Ratelle on the franchise's all-time playoff points list ... Skated in his 85th career playoff game with the Rangers in Game 5 at PIT on Apr. 23, tying Don Maloney for fourth place on the franchise's all-time playoff games played list. **2014-15:** Established career-highs in assists per game (0.57), plus/minus rating (plus-26), and shorthanded points (five), and tied a career-high in shorthanded assists (three) ... Was one of two NHL players who ranked tied for fifth or higher on his respective team in all of the following categories: assists, points, game-winning goals, plus/minus rating, shots on goal, power play goals, power play assists, power play points, shorthanded goals, shorthanded assists, and shorthanded points (Jonathan Toews - Chicago) ... Was one of three NHL players who tallied 55 or more points, posted a plus/minus rating of plus-25 or better, and recorded 25 or fewer penalty minutes ... Tied for the NHL lead in shorthanded assists, tied for second in shorthanded points, and tied for ninth in plus/minus rating ... Tied for 11th in the NHL in assists (39) from the time he made his season debut on Nov. 8 until the end of the season ... Tied for the team lead in shorthanded assists and shorthanded points, ranked second in assists and plus/minus rating, tied for second in shorthanded goals (two), ranked third in points (55), ranked fifth in power play points (10), and tied for fifth in power play goals (three) and game-winning goals (three) ... Reached the 50-point plateau for the second consecutive season ... Received the John Halligan Good Guy Award

for cooperation with the media ... Named an alternate captain on Oct. 6 ... Registered 43 points (11 goals, 32 assists) in his first 44 games of the season ... Recorded an assist and posted a plus-one rating while making his season debut on Nov. 8 at TOR ... Notched two assists/points, including his 200th career NHL point, and won 11 of 18 faceoffs (61%) on Nov. 11 vs. PIT ... Posted a career-high seven-game point streak from Nov. 17 vs. TBL to Dec. 1 vs. TBL (one goal, eight assists) ... Notched an assist while skating in his 300th career NHL game on Nov. 17 vs. TBL ... Tied a single-game career-high with three assists on Nov. 28 at PHI; recorded an assist on all three Rangers goals in the game ... Posted a five-game point streak from Dec. 16 at CGY to Dec. 27 vs. NJD (four goals, four assists) ... Tallied his third career NHL hat trick on Dec. 27 vs. NJD; became the first Ranger to register an even strength goal, a power play goal, and a shorthanded goal in the same game since Brendan Shanahan on Dec. 3, 2006 vs. NYI; became the first Ranger to tally a power play goal and a shorthanded goal in the same game since Brandon Dubinsky on Apr. 12, 2009 at PHI; became the first Ranger to record three goals and account for all of the team's goals in a game since Marian Gaborik on Jan. 31, 2010 at COL ... Tied a single-game career-high with three assists on Dec. 31 at FLA ... Registered three consecutive multi-point games from Feb. 14 at ARI to Feb. 19 vs. VAN (two goals, five assists over the span) ... Registered the game-tying goal with 27.5 seconds remaining in regulation and tallied the game-winning goal in overtime on Apr. 6 vs. CBJ; became the first Ranger to record a goal in the final minute of the third period and also tally the game-winning goal in overtime since the NHL adopted the current overtime format in 1983-84 ... Tied a playoff career-high in goals (five) ... Tied for eighth in the NHL in power play goals (two) in the playoffs ... Tied for the team lead in power play goals, ranked third in points (12) and shots on goal (48), tied for third in goals, assists (seven), game-winning goals (one), and power play points (four), and tied for fourth in power play assists (two) ... Notched two points (one goal, one assist) in Game 2 of the First Round vs. PIT on Apr. 18 ... Led all skaters in assists (four) and tied for first among all skaters in points (five) in the Second Round against WSH ... Posted a playoff career-high six-game point streak from Game 5 vs. WSH on May 8 to Game 3 of the Eastern Conference Final at TBL on May 20 (three goals, five assists over the span); the point streak was tied for the second longest in the NHL during the playoffs, and the longest for any player in the Eastern Conference ... Tallied two pri-

mary assists, including one on the game-winning goal in overtime, and posted a plus-two rating in Game 5 vs. WSH on May 8 ... Registered the game-winning goal in overtime in Game 7 vs. WSH on May 13 ... Posted a playoff career-high three-game goal streak from Game 7 vs. WSH on May 13 to Game 2 vs. TBL on May 18 (three goals) ... Skated in his 80th career NHL playoff game in Game 7 vs. TBL on May 29; passed Rod Gilbert for sole possession of eighth place on the Rangers' all-time playoff games played list and became the third forward to skate in at least 80 playoff games with the Rangers in franchise history (along with Walt Tkaczuk and Don Maloney). **2013-14:** Established career-highs in assists (40), points (57), shots on goal (199), power play goals (five), power play assists (13), and power play points (18), and tied career-highs in games played (82) and shorthanded assists (three) ... Led the team in shorthanded assists, tied for first on the team in games played and assists, ranked second in points and plus/minus rating (plus-12), tied for second in power play assists and power play points, tied for third in shorthanded points (three), tied for fourth in power play goals, and tied for fifth in goals (17) ... Has skated in every regular season game in each of his first four seasons in the NHL; the last Ranger to play in all of the team's games in his first four seasons in the NHL was Andy Hebenton (1955-56 - 1958-59) ... Became the third Ranger to play in all of his team's games in the first four seasons of his career, starting with the season in which he made his NHL debut, joining Hebenton and Murray Murdoch (1926-27 - 1929-30) ... Became the first Blueshirt to have played every game in four straight seasons since Brian Leetch (1993-94 - 1996-97) ... The Rangers were 12-2-1 when he tallied a goal and 30-9-2 when he registered a point ... Tallied his second career hat trick on Nov. 2 vs. CAR ... Recorded a five-game point streak from Jan. 18 at OTT to Jan. 26 at NJD (three goals, five assists over the span) ... Registered a penalty shot goal, added an assist, and posted a plus-two rating on Jan. 26 at NJD; was the first NHL player to have a successful penalty shot attempt in an outdoor game in NHL history (two prior attempts) ... Tallied 22 points (seven goals, 15 assists) in 23 games following the Olympic break ... Posted a career-high six-game assist streak from Feb. 27 vs. CHI to Mar. 9 vs. DET (one goal, eight assists over the span) ... Registered a three-game goal streak from Mar. 18 at OTT to Mar. 22 at NJD (three goals, one assist over the span) ... Tied a single-game career-high with three assists on Mar. 30 at EDM ... Reached the 40-assist plateau for the first time in his NHL career with an assist on Apr. 10 vs.

BUF ... Established playoff career-highs in games played (24), goals (five), assists (10), points (15), power play goals (two), power play assists (four), power play points (six), and shots on goal (50) ... Tied for eighth in the NHL in power play points, and tied for 10th in the NHL in assists and points in the playoffs ... Ranked second on the team in assists, tied for second in points, power play goals, power play assists, and power play points, tied for fourth in goals, and ranked fifth on the team - and first among forwards on the team - in average ice time (19:46) in the playoffs ... Tied for the team lead in goals (two), tied for third on the team in points (four), and tied for fourth on the team in assists (two) in the First Round against PHI ... Registered a three-game point streak from Game 1 vs. PHI on Apr. 17 to Game 3 at PHI on Apr. 22 (two goals, one assist over the span) ... Tied for fourth on the team in assists (two) in the Second Round against PIT ... Established a playoff career-high with a five-game assist streak from Game 6 vs. PIT on May 11 to Game 3 of the Eastern Conference Final vs. MTL on May 22 (one goal, six assists over the span) ... Tallied a point in six consecutive games in which he played from Game 6 vs. PIT on May 11 to Game 5 at MTL on May 27 (missed Game 4 vs. MTL due to a fractured jaw) ... Tied for the team lead in goals (three) and ranked third on the team in assists (four) and points (seven) in the Eastern Conference Finals against MTL ... Established a single-game playoff career-high with two goals in Game 5 at MTL on May 27. **2012-13:** Established career-highs in game-winning goals (six) and shorthanded assists (three) ... Tied for the NHL lead in shorthanded points (four), tied for second in the league in game-winning goals and shorthanded assists, and ranked fifth in plus/minus rating (plus-25) ... Led the Rangers in assists (26), points (44), game-winning goals, plus/minus rating, and power play points (10), ranked second in goals (18), power play goals (four), and tied for third in power play assists (six) ... Was one of four Rangers to skate in all 48 regular season games ... Eclipsed the 40-point mark for the third consecutive season ... Named the NHL's Third Star for the month of April, finishing second among league skaters with 19 points (eight goals, 11 assists) and posting a plus-14 rating in 14 games ... Registered 35 points (15 goals, 20 assists) in the final 30 games of the season ... Recorded 11 multi-point performances, including a single-game career-high, four points (one goal, three assists) on Mar. 26 at PHI ... The Rangers posted a record of 13-3-1 in games when he registered a goal, and were 22-6-3 when he tallied a point ... Recorded an assist while skating in his 200th career NHL game on

Apr. 3 vs. PIT ... Tallied two goals and posted a single-game career-high, plus-four rating on Apr. 1 vs. WPG ... Notched his first career NHL shorthanded goal on Mar. 12 at BUF ... Registered his 100th career NHL point with an assist on Jan. 26 vs. TOR ... Tallied two assists, including his first career shorthanded point, on Jan. 20 vs. PIT ... Established playoff career-highs in plus/minus rating (plus-four) and game-winning goals (two) ... Led the team in goals (four) and game-winning goals, ranked second on the team in plus/minus rating, fourth in shots on goal (32), and tied for fourth in points (five) in the playoffs ... Tallied the game-winning goal in Game 3 of the Eastern Conference Quarterfinals vs. WSH on May 6 and Game 4 vs. WSH on May 8. **2011-12:** Ranked third on the Rangers in assists (34) and power play assists (12), fourth in points (51), goals (17), and power play points (16), and tied for fourth in power play goals (four) ... Notched a goal and was credited with three hits in 16:52 of ice time while skating in his 100th career NHL game on Nov. 23 at FLA ... Tied for third on the team in assists (eight) and tied for fifth in power play points (three) in the playoffs ... Posted a four-game assist/point streak from Game 6 at OTT on Apr. 23 to Game 2 of the Eastern Conference Semifinals vs. WSH on Apr. 30 (one goal, five assists over the span). **2010-11:** Tallied three goals and posted a plus-three rating while making his NHL debut in the season opener on Oct. 9 at BUF; tied the franchise record for goals in a season opener, and became the fourth player in NHL history, and the first Ranger, to register a hat trick in his NHL debut ... Captured the Lars-Erik Sjoberg Award as the top rookie in Rangers Training Camp ... Ranked fifth among NHL rookies in points (45), tied for fifth in goals (21), ranked fourth in road points (25), tied for fourth in road goals (14), and tied for seventh in assists (24) ... Ranked fourth on the Rangers in points, tied for fourth in goals and power play assists (seven), tied for fifth in power play points (10) and plus/minus rating (plus-eight), and finished sixth in assists ... Was one of four Rangers to skate in all 82 games ... Tallied his 20th goal of the season in a 1-0 win at BOS on Mar. 26, marking the first time since 2005-06 that a Ranger rookie reached the 20-goal plateau (Petr Prucha – 30 goals) ... Registered a six-game point streak from Nov. 17 vs. BOS to Nov. 26 at FLA (three goals, four assists over the span) ... Made his NHL playoff debut in Game 1 of the Eastern Conference Quarterfinals at WSH on Apr. 13.

COLLEGE CAREER: 2009-10: Established career-highs in games played (41), goals (12),

assists (42), points (54), and game-winning goals (three) ... Tied for first in the NCAA in assists and ranked second in points ... Led the WCHA in points, assists and power play assists (22), and tied for fifth in power play points (23). **2008-09:** Led all Wisconsin freshmen in goals (nine), assists (24) and points (33), and ranked second on the team in assists and points ... Led the team in shorthanded goals (three), and ranked second in power play assists (13) and third in power play points (16).

EUROPEAN CAREER: 2012-13: Registered two goals and two assists for four points in 12 games with KalPa Kuopio of Liiga.

PREP SCHOOL CAREER: 2007-08: Led Shattuck St. Mary's in scoring with career-highs in goals (44), assists (67) and points (111) in 60 games ... Led Shattuck St. Mary's to 2008 U.S. Youth National Tier-I U18 title. **2006-07:** Led team to 2007 U.S. Youth National Tier-I U18 title with 70 points (38 goals and 32 assists) in 63 games.

INTERNATIONAL CAREER: 2014: Represented Team USA at the 2014 Winter Olympics in Sochi, Russia. **2011:** Led Team USA in scoring and tied for 13th among all tournament skaters with seven points (two goals, five assists) in seven games at the 2011 World Championship in Slovakia ... Was selected by tournament coaches as Team USA's best player. **2010:** Served as team captain for the gold medal-winning Team USA at the 2010 World Junior Championship ... Led all tournament skaters in assists (10) and points (14) in seven games ... Named to the tournament All-Star Team.

BACKGROUND: Was teammates with current Ranger defenseman and teammate, Ryan McDonagh, while at the University of Wisconsin ... His father, Brad Stepan, was drafted by the Rangers in the fifth round of the 1985 NHL Entry Draft; they were the first father-son duo to both be drafted by the Rangers ... Attended Shattuck-St. Mary's Prep School, which has produced NHL All-Stars such as Sidney Crosby, Jonathan Toews and Zach Parise ... His first job was working at his father's sporting goods store ... If he wasn't a hockey player he would want to work in sales ... The talent he would most like to have is playing the piano ... His favorite TV show is Sons of Anarchy ... Married – wife, Stephanie; son.

CAREER TRANSACTIONS: June 21, 2008 – Selected by the Rangers in the second round, 51st overall, of the 2008 NHL Entry Draft.

DEREK STEPAN 21 CENTER

STEP-AN UP

Since he joined the team at the start of the 2010-11 season, Stepan leads the Rangers in goals (11), assists (194) and points (305), and he ranks second in games played (434) and plus/minus rating (plus-90).

STRONG FINISH

From Feb. 10, 2016 until the end of the 2015-16 regular season, Stepan registered 31 points (13 goals, 18 assists) in 29 games. Stepan tied for fourth in the NHL in points over the span.



IN 'GREAT' COMPANY

Stepan has registered at least 50 points in each of the last three seasons (2013-14 – 2015-16). He became the first Rangers center to tally at least 50 points in three consecutive seasons since Wayne Gretzky did so from 1996-97 – 1998-99.

40/40 CLUB

Stepan has registered at least 40 points in each of his first six NHL seasons. He is one of two players in franchise history who have tallied 40 or more points in each of their first six NHL seasons (Steve Vickers – first nine NHL seasons from 1972-73 – 1980-81).

SECOND HALF SENSATION

Over the last four seasons, Stepan has averaged 0.87 points per game during the second half of the regular season (126 points in 145 games).

CAREER STATISTICS

			REGULAR SEASON					PLAYOFFS				
SEASON	TEAM	LEAGUE	GP	G	A	PTS	PIM	GP	G	A	PTS	PIM
2006-07	Shattuck-St. Mary's	HS-MN	63	38	32	70	22	-	-	-	-	-
2007-08	Shattuck-St. Mary's	HS-MN	60	44	67	111	22	-	-	-	-	-
2008-09	Univ. of Wisconsin	NCAA	40	9	24	33	6	-	-	-	-	-
2009-10	Univ. of Wisconsin	NCAA	41	12	42	54	8	-	-	-	-	-
	United States	WJC	7	4	10	14	4	-	-	-	-	-
2010-11	RANGERS	NHL	82	21	24	45	20	5	0	0	0	2
	United States	WC	7	2	5	7	2	-	-	-	-	-
2011-12	RANGERS	NHL	82	17	34	51	22	20	1	8	9	4
2012-13	RANGERS	NHL	48	18	26	44	12	12	4	1	5	2
	Kalpa	Liiga	12	2	2	4	0	-	-	-	-	-
2013-14	RANGERS	NHL	82	17	40	57	18	24	5	10	15	2
	United States	Olympics	1	0	0	0	0	-	-	-	-	-
2014-15	RANGERS	NHL	68	16	39	55	22	19	5	7	12	10
2015-16	RANGERS	NHL	72	22	31	53	20	5	2	0	2	0
NHL/NYR TOTALS			434	111	194	305	114	85	17	26	43	20

STATISTICAL BREAKDOWN

SEASON	PPG	SHG	GWG	+/-	S	S%	TF	F%	H	BS	MIN
2010-11	3	0	3	8	166	12.7	719	38.5	83	26	16:26
2011-12	4	0	4	14	169	10.1	867	44.5	137	44	18:56
2012-13	4	1	6	25	108	16.7	977	45.8	52	28	20:55
2013-14	5	0	2	12	199	8.5	1,512	45.2	30	46	18:03
2014-15	3	2	3	26	155	10.3	1,232	44.1	36	27	18:10
2015-16	5	3	5	5	192	11.5	1,103	46.7	38	39	17:45
TOTALS	24	6	23	90	989	11.2	6,410	44.5	376	210	18:12

CAREER STATISTICS

SCORING VS. NHL

TEAM	GP	G	A	PTS
ANA	9	2	2	4
ARI	9	1	6	7
BOS	19	6	8	14
BUF	20	6	6	12
CGY	7	2	4	6
CAR	22	8	12	20
CHI	9	1	1	2
COL	8	4	1	5
CBJ	13	7	8	15
DAL	8	2	3	5
DET	10	2	2	4
EDM	6	0	5	5
FLA	20	5	12	17
LAK	8	1	3	4
MIN	7	1	2	3
MTL	19	2	9	11
NSH	7	2	1	3
NJD	28	11	12	23
NYI	28	4	13	17
NYR	-	-	-	-
OTT	19	5	10	15
PHI	29	8	19	27
PIT	29	5	10	15
SJS	7	1	3	4
STL	7	1	5	6
TBL	20	8	10	18
TOR	19	4	11	15
VAN	7	2	5	7
WSH	24	6	5	11
WPG	16	4	6	10
TOTALS	434	111	194	305

CAREER HIGHLIGHTS

CAREER HIGHS (LAST TIME)

GOALS	3 (3x), 12/27/14 vs. NJD
ASSISTS	3 (5x), 12/31/14 at FLA
POINTS	4, 3/26/13 at PHI (1G-3A)
PIM	4 (4x), 1/16/16 at PHI
SHOTS	7 (5x), 2/17/16 vs. CHI
GOAL STREAK	4, 12/16/10 – 12/27/10 (4)
ASSIST STREAK	6, 2/27/14 – 3/9/14 (8)
POINT STREAK	7, 11/17/14 – 12/1/14 (1G-8A)

NHL FIRSTS

GAME	10/9/10 at BUF
GOAL	10/9/10 at BUF (Miller)
ASSIST	10/18/10 vs. COL

CAREER SHOOTOUTS

GOALS	SHOTS	SHOT%	GDG
7	19	36.8	2

CAREER PENALTY SHOTS (1)

DATE OPPONENT GOALTENDER (RESULT)

1/26/14 at NJD Schneider (Goal)

CAREER HAT TRICKS (3)

DATE OPPONENT GOALTENDER

10/9/10 at BUF Miller

11/2/13 CAR Peters

12/27/14 NJD Schneider (2), empty net (1)



JIMMY VESEY

LEFT WING

26

HEIGHT 6'3" WEIGHT 207 SHOOTS LEFT BORN MAY 26, 1993 BIRTHPLACE NORTH READING, MA

COLLEGE CAREER: 2015-16: Won the Hobey Baker Award as the top player in collegiate hockey; became the fourth player in Harvard's history to win the award ... Ranked fourth in the NCAA in goals per game (0.73), ranked fifth in shots on goal per game (4.48), tied for seventh in goals (24), and ranked eighth in points per game (1.39) ... Led Harvard in goals, points (46), and shots on goal (148), ranked second in assists (22), power play goals (six), and game-winning goals (five), and tied for second in plus/minus rating (plus-11) ... Named ECAC Player of the Year and Ivy League Player of the Year for the second consecutive season ... Recorded a point in 24 of the 33 games in which he played, including a goal in 18 of those contests; Harvard posted a 17-6-1 record in games which he notched a point, including a 15-2-1 record in contests which he registered a goal ... Tallied 32 points (17 goals, 15 assists) in 21 games against conference opponents; led the ECAC in goals and points in conference games ... Registered four points (one goal, three assists) and a plus-three rating in the first game of the season on Oct. 31 at Dartmouth ... Tallied an assist on Jan. 9 against Quinnipiac at Madison Square Garden ... Registered all three of Harvard's goals and tallied the game-winning goal on Jan. 15 vs. St. Lawrence ... Notched two points (one goal, one assist), including an assist on the game-winning goal in overtime, in ECAC Hockey Championship Semifinal vs. St. Lawrence on Mar. 18. **2014-15:** Established collegiate career-highs in games played (37), goals (32), assists (26), points (58), power play goals (seven), game-winning goals (six), plus/minus rating (plus-23), and shots on goal (158) ... Was a finalist for the Hobey Baker Award as the top player in collegiate hockey ... Led the NCAA in goals and goals per game (0.86), ranked second in points per game (1.57), ranked third in the NCAA in points, tied for sixth in game-winning goals, and tied for 10th in shots on goal ... Led Harvard in goals, points, shots on goal, power play goals, and game-winning goals, and ranked second in assists and plus/minus rating ... Selected to the NCAA (East) First All-American Team and named ECAC Player of the Year ... Notched a



point in 34 of 37 contests, and tallied a goal in 26 of those 37 games ... Posted a collegiate career-high 20-game point streak over the first 20 games of the season (34 points - 18 goals, 16 assists over the span), including a collegiate career-high eight-game goal streak from Dec. 6 at Quinnipiac to Jan. 30 vs. Union (10 goals) ... Registered Harvard's only goal on Jan. 10 against Yale at Madison Square Garden ... Helped Harvard win the ECAC Tournament Championship and was named MVP of the Tournament; recorded 13 points (nine goals, four assists) in seven games ... Tallied two goals in the ECAC Semifinals against Quinnipiac on Mar. 20 ... Registered two goals in the ECAC Finals against Colgate on Mar. 21. **2013-14:** Selected to the All-Ivy Second Team ... Led Harvard in goals (13), points (22), game-winning goals (five), and shots on goal (144), tied for the team lead in power play goals (four), and tied for third in assists (nine) ... Was one of five players who skated in all of Harvard's 31 games ... Recorded 17 points (10 goals, seven assists) in 22 games against conference opponents ... Posted a four-game goal/point streak from Nov. 8 vs. St. Lawrence to Nov. 16 at Princeton (five goals, one assist) ... Recorded Harvard's only goal on Jan. 11 against Yale at Madison Square Garden. **2012-13:** Selected to the ECAC All-Rookie Team ... Tied for sixth among NCAA freshmen in goals per game (0.41) ... Tied for the team lead in goals (11), tied for second on Harvard in power play goals (two), tied for third in points (18), and ranked fourth in shots on goal (79) ... Recorded 15 points (nine goals, six assists) in 19 games in which he played against conference opponents; led Harvard in goals and points in intra-conference games ... Registered three points (two goals, one assist), including his first career collegiate goal, assist, and point, while making his collegiate debut on Oct. 27 vs. Bentley.

JUNIOR A CAREER: 2011-12: Named Most Valuable Player and Offensive Player of the Year of the Eastern Junior Hockey League (EJHL), registering 91 points (48 goals, 43 assists) in 45 games with the South Shore Kings



... Established EJHL single-season records for goals and points ... Led the EJHL in goals, points, power play goals (16), and game-winning goals (10), and ranked eighth in assists ... Tallied eight points (five goals, three assists) in six playoff contests.

HIGH SCHOOL CAREER: 2010-11: Registered 35 points (23 goals, 12 assists) in 32 games at Belmont Hill. **2009-10:** Tallied 30 points (13 goals, 17 assists) in 30 games at Belmont Hill.

INTERNATIONAL CAREER: 2015: Registered three assists in nine games while helping the United States earn a bronze medal at the 2015 IIHF World Championship. **2013:** Recorded five points (one goal, four assists) and a plus-three rating while helping the United States earn a gold medal at the 2013 IIHF World Junior Championship.

BACKGROUND: His father, Jim, played parts of three seasons in the NHL and is currently an Amateur Scout with the Toronto Maple Leafs ... Lists roller hockey, wiffleball, and basketball as his hobbies ... Is nearly fluent in Chinese and was a member of the Chinese National Honor Society in college ... Was a Government major at Harvard, and he was named to the ECAC All-Academic Team in each of his four seasons during his collegiate career ... Helped raise money for the Travis Roy Foundation and the Franciscan Hospital for Children ... Provided manual labor at Cristo Rey High School in Boston to prepare it for the school year and volunteered time with local youth teaching them to skate ... Single.

CAREER TRANSACTIONS: June 23, 2012 – Selected by Nashville in the third round, 66th overall, of the 2012 NHL Entry Draft. **August 19, 2016** – Signed by the Rangers as a free agent.

CAREER STATISTICS

SEASON	TEAM	LEAGUE	REGULAR SEASON					PLAYOFFS				
			GP	G	A	PTS	PIM	GP	G	A	PTS	PIM
2009-10	Belmont Hill High	USHS	30	13	17	30	-	-	-	-	-	
2010-11	Belmont Hill High	USHS	32	23	12	35	90	-	-	-	-	
2011-12	South Shore	EJHL	45	48	43	91	52	6	5	3	8	2
2012-13	Harvard	NCAA	27	11	7	18	25	-	-	-	-	-
	United States	WJC	7	1	4	5	2	-	-	-	-	-
2013-14	Harvard	NCAA	31	13	9	22	14	-	-	-	-	-
2014-15	Harvard	NCAA	37	32	26	58	21	-	-	-	-	-
	United States	WC	9	0	3	3	0	-	-	-	-	-
2015-16	Harvard	NCAA	33	24	22	46	6	-	-	-	-	-

JIMMY VESEY **26** LEFT WING

VESEY DOES IT

Jimmy Vesey tallied 56 goals in his final two seasons of collegiate hockey (2014-15 and 2015-16), leading the NCAA in goals over the span.

POINT TAKEN

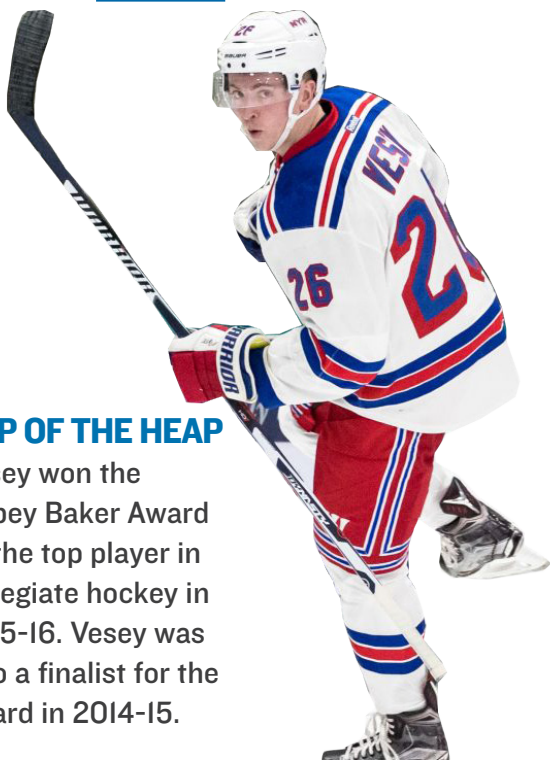
Over his final two seasons at Harvard, Vesey notched a point in 58 of 70 games, including a goal in 44 of those games.

TOP OF THE HEAP

Vesey won the Hobey Baker Award as the top player in collegiate hockey in 2015-16. Vesey was also a finalist for the award in 2014-15.

VENI, VIDI, VESEY

In 2014-15, Vesey helped Harvard win the ECAC Championship and was named Most Valuable Player of the ECAC Tournament.





MIKA ZIBANEJAD

93**CENTER****HEIGHT 6'2" WEIGHT 215 SHOOTS RIGHT BORN APR 18, 1993 BIRTHPLACE HUDDINGE, SWEDEN**

CAREER HIGHLIGHTS: 2015-16: Established career-highs in games played (81), goals (21), assists (30), points (51), game-winning goals (seven), faceoff win percentage (50.5%; 659-for-1,306), shots on goal (184), average ice time (17:45), shorthanded goals (two), and shorthanded points (two) ... Was one of 11 NHL centers who logged at least 1,000 even strength minutes of ice time, 200 power play minutes of ice time, and 100 shorthanded minutes of ice time ... Tied for fifth in the NHL in shootout goals (four; 4-for-9) and game-deciding goals (two), and tied for 11th in the NHL in game-winning goals ... Led Ottawa in game-winning goals, faceoff wins, and faceoffs taken, ranked third in shorthanded goals (two), tied for third in games played, tied for fourth in assists, and ranked fifth in points and power play points (11) ... Ranked third among Senators forwards in average shorthanded ice time per game (1:25) ... Tallied at least 20 goals and 40 points for the second consecutive season; was one of six players 22 years old or younger who tallied 20 or more goals in both 2014-15 and 2015-16 ... Registered at least one point in 40 of 81 games; Ottawa earned at least one point in 29 of those contests (23-11-6 record) ... Recorded three points (one goal, two assists), including his first career NHL game-winning goal, on Oct. 14 at CBJ ... Notched two points (one goal, one assist), including his first career NHL shorthanded goal/point, on Oct. 22 vs. NJD ... Established a career-high with a five-game assist streak from Nov. 5 vs. WPG to Nov. 14 vs. NYR (five assists over the span) ... Posted a six-game point streak from Jan. 16 at LAK to Jan. 26 vs. BUF ... Recorded his first career NHL hat trick on Feb. 27 at CGY; posted a natural hat trick in the third period, tallying three goals in a span of 2:38 ... Registered a five-game point streak from Mar. 12 vs. TOR to Mar. 22 vs. WSH; notched a goal in four of five contests over the span ... Tallied a point in each of the final four contests of the season, including a goal in three of the games. **2014-15:** Established career-highs in game-deciding goals (five), power play goals (four), power play assists (10), power play points (14), and hits (149) ... Tied for ninth in the NHL – and



led Ottawa – in game-deciding goals ... Tied for third on the Senators in power play assists and power play points, ranked fifth in goals (20) and assists (26), ranked sixth in points (46) and hits, and tied for sixth in power play goals ... Tied a career-high with a three-game goal streak from Dec. 4 vs. NYI to Dec. 7 vs. VAN (four goals over the span) ... Established a single-game career-high with four points (two goals, two assists) and posted a plus-three rating on Dec. 7 vs. VAN ... Tied a career-high with a three-game goal streak from Jan. 21 vs. TOR to Jan. 31 vs. ARI ... Posted a career-high seven-game point streak from Feb. 25 at ANA to Mar. 8 vs. CGY (three goals, four assists) ... Tallied two goals on Mar. 23 vs. SJS ... Recorded two points (one goal, one assist), including his 20th goal of the season, on Apr. 4 vs. WSH ... Notched his 100th career NHL point with an assist on Apr. 7 vs. PIT ... Skated in his 200th career NHL game on Apr. 11 at PHI ... Tied playoff career-highs in goals (one), assists (three), and points (four) ... Tied for the team lead in points, power play assists (two), and power play points (three), and tied for second on the Senators in assists in the playoffs ... Tied a single-game playoff career-high with two points (one goal, one assist) in Game 1 of the First Round at MTL on Apr. 15 ... Tied single-game playoff career-highs with two assists and two points in Game 5 at MTL on Apr. 24. **2013-14:** Ranked third on the Senators in shootout goals (three), and tied for the team lead (min. two shootout attempts) in shootout shooting percentage (50.0; 3-for-6) ... Notched a point in four of his first five games of the season (three goals, one assist) ... Established a career-high with a three-game goal streak from Nov. 27 at WSH to Dec. 1 vs. DET ... Tallied two assists on Dec. 7 vs. TOR ... Skated in his 100th career NHL game on Feb. 8 at BOS. **2012-13:** Established a career-high in plus/minus rating (plus-nine) ... Tied for the team lead – and tied for sixth among NHL rookies in plus/minus rating ... Posted a plus/minus rating of even or better in 36 of 42 contests in which he played ... Registered his first career NHL goal on Jan. 30 vs. MTL ... Tallied two points (one goal, one assist) and posted a



plus-three rating on Feb. 23 vs. TOR ... Notched an assist/point in seven games over an eight-game span from Mar. 21 vs. BOS to Apr. 7 at FLA (nine assists over the span) ... Established a single-game career-high with two assists on Mar. 28 vs. NYR ... Established playoff career-highs in games played (10), goals (one), assists (three), and points (four) ... Registered two assists, including his first career NHL playoff assist/point, and posted a plus-two rating while making his NHL playoff debut in Game 1 of the Eastern Conference Quarterfinals at MTL on May 2 ... Tallied his first career NHL playoff goal in Game 4 vs. MTL on May 7. **2011-12:** Skated in nine games with Ottawa ... Recorded his first career NHL assist/point while making his NHL debut on Oct. 7 at DET.

AHL CAREER: 2013-14: Tallied seven points (two goals, five assists) in six games with Binghamton ... Notched two assists and posted a plus-two rating on Oct. 18 at Syracuse ... Recorded three points (one goal, two assists) on Oct. 20 at Bridgeport. **2012-13:** Registered 11 points (four goals, seven assists) and a plus-three rating in 23 games with Binghamton ... Made his AHL debut on Oct. 13 vs. Wilkes-Barre/Scranton ... Recorded his first career AHL assist/point on Oct. 19 vs. Hershey ... Tallied his first career AHL goal on Nov. 16 vs. Adirondack ... Posted a four-game point streak from Jan. 16 vs. Rochester to Jan. 21 vs. St. John's, including a three-game goal streak from Jan. 18 vs. Toronto to Jan. 21 vs. St. John's.

EUROPEAN CAREER: 2011-12: Established SHL career-highs in assists (eight) and points (13), and tied SHL career-highs in goals (five) and games played (26) ... Tallied a point in 13 of the 26 games in which he played ... Posted a three-game point streak from Nov. 22 against Frolunda to Nov. 29 against MODO ... Recorded six points (four goals, two assists) in 10 games as part of Kvalserien, a round-robin tournament ... Skated in one game in SuperElit. **2010-11:** Established SHL career-highs in games played (26) and goals (five) ... Recorded nine points (five goals, four assists), which was the most by a player 18 years old or younger in the SHL during the season ... Made his SHL debut on Dec. 4 against Timrå ... Registered his first career SHL goal/point on Jan. 15 against MODO ... Notched his first career SHL assist on Jan. 20 against Farjestad ... Recorded two points (one goal, one assist) in seven SHL playoff games ... Established SuperElit career-highs

in games played (27), goals (12), assists (nine), and points (21) ... Tallied three points (one goal, two assists) in three playoff games in SuperElit and earned a bronze medal with Djurgårdens U20 ... Notched five points (three goals, two assists) in two contests with Djurgårdens UI8. **2009-10:** Tallied four points (two goals, two assists) in 14 SuperElit games ... Recorded 36 points (14 goals, 22 assists) in 28 games with Djurgårdens UI8 ... Registered nine points (five goals, four assists) in five playoff games while helping Djurgårdens UI8 earn a silver medal. **2008-09:** Recorded four points (two goals, two assists) in 11 games with AIK UI8.

INTERNATIONAL CAREER: 2012: Registered five points (four goals, one assist) and posted a plus-three rating in six games while helping Sweden earn a gold medal at the 2012 IIHF World Junior Championship ... Tied for second on the team in goals during the tournament ... Tallied the "Golden Goal", scoring the game-winning goal in overtime of the gold medal game against Russia on Jan. 5. **2011:** Recorded eight points (four goals, four assists) and a plus-eight rating in six games while helping Sweden earn a silver medal at the 2011 IIHF UI8 World Championship ... Tied for the team lead in points during the tournament. **2010:** Recorded nine points (five goals, four assists) while helping Sweden earn a bronze medal at the 2010 UI7 World Hockey Challenge ... Tied for first among all skaters in goals during the tournament.

BACKGROUND: Nickname is "Miiks" ... One of his greatest passions is creating music, something he has been doing since he was 18 years old ... Watching the TV show "Friends" helped him learn English ... His first job was working at Stadium, a sports equipment store ... Wears jersey No. 93 for his birth year (1993) ... Played soccer and tennis growing up in addition to hockey, and he would be pursuing a career in either sport if he was not playing hockey ... Collects hats and Manchester United soccer jerseys ... Single.

CAREER TRANSACTIONS: June 24, 2011 – Selected by Ottawa in the first round, sixth overall, of the 2011 NHL Entry Draft. **July 18, 2016** – Acquired by the Rangers, along with a second round pick in the 2018 NHL Entry Draft, in exchange for Derick Brassard and a seventh round pick in the 2018 NHL Entry Draft.

CAREER STATISTICS

SEASON	TEAM	LEAGUE	REGULAR SEASON					PLAYOFFS				
			GP	G	A	PTS	PIM	GP	G	A	PTS	PIM
2008-09	AIK U18	SWE-U18	11	2	2	4	2	-	-	-	-	-
2009-10	Djurgardens U20	SuperElit	14	2	2	4	4	-	-	-	-	-
	Djurgardens U18	SWE-U18	28	14	22	36	18	5	5	4	9	4
2010-11	Djurgardens	SHL	26	5	4	9	2	7	1	1	2	2
	Djurgardens U20	SuperElit	27	12	9	21	12	3	1	2	3	0
	Djurgardens U18	SWE-U18	2	3	2	5	2	-	-	-	-	-
2011-12	Sweden	WJ18	6	4	4	8	2	-	-	-	-	-
	Senators	NHL	9	0	1	1	2	-	-	-	-	-
	Djurgardens	SHL	26	5	8	13	4	-	-	-	-	-
	Djurgardens	Kvalserien	10	4	2	6	2	-	-	-	-	-
	Djurgardens U20	SuperElit	1	0	0	0	2	-	-	-	-	-
	Sweden	WJC	6	4	1	5	2	-	-	-	-	-
2012-13	Senators	NHL	42	7	13	20	6	10	1	3	4	0
	Binghamton	AHL	23	4	7	11	10	-	-	-	-	-
2013-14	Senators	NHL	69	16	17	33	18	-	-	-	-	-
	Binghamton	AHL	6	2	5	7	2	-	-	-	-	-
2014-15	Senators	NHL	80	20	26	46	20	6	1	3	4	0
2015-16	Senators	NHL	81	21	30	51	18	-	-	-	-	-
NHL TOTALS			281	64	87	151	64	16	2	6	8	0

STATISTICAL BREAKDOWN

SEASON	PPG	SHG	GWG	+/-	S	S%	TF	F%	H	BS	MIN
2011-12	0	0	0	-3	12	0.0	50	44.0	15	5	12:54
2012-13	3	0	0	9	90	7.8	343	46.4	82	19	13:33
2013-14	3	0	0	-15	153	10.5	397	46.1	118	28	14:19
2014-15	4	0	0	E	150	13.3	1,261	48.8	149	26	16:26
2015-16	2	2	7	-2	184	11.4	1,306	50.5	111	43	17:45
TOTALS	12	2	7	-11	589	10.9	3357	48.8	475	121	15:45

SCORING VS. NHL

TEAM	GP	G	A	PTS
ANA	5	3	2	5
ARI	4	1	3	4
BOS	18	6	3	9
BUF	15	1	9	10
CGY	6	3	2	5
CAR	13	3	5	8
CHI	5	2	0	2
COL	7	2	1	3
CBJ	10	1	4	5
DAL	6	1	0	1
DET	14	1	4	5
EDM	5	0	3	3
FLA	12	2	2	4
LAK	5	2	4	6
MIN	7	3	2	5
MTL	17	5	2	7
NSH	6	0	2	2
NJD	10	2	4	6
NYI	12	3	4	7
NYR	12	3	5	8
OTT	0	0	0	0
PHI	13	2	0	2
PIT	9	2	2	4
SJS	5	2	2	4
STL	5	1	4	5
TBL	15	0	3	3
TOR	17	5	5	10
VAN	6	3	3	6
WSH	13	4	2	6
WPG	9	1	5	6
TOTALS	281	64	87	151

CAREER HIGHLIGHTS

CAREER HIGHS (LAST TIME)

GOALS	3, 2/27/16 at CGY
ASSISTS	2 (10x), 2/13/16 at CBJ
POINTS	4, 12/7/14 vs. VAN (2G-2A)
PIM	4, 2/2/16 at PIT
SHOTS	8, 4/5/16 vs. PIT
GOAL STREAK	3 (3x), 1/21/15 - 1/29/15 (3)
ASSIST STREAK	5, 11/5/15 - 11/14/15 (5)
POINT STREAK	7, 2/25/15 - 3/8/15 (3G-4A)

NHL FIRSTS

GAME	10/7/11 at DET
GOAL	1/30/13 vs. MTL (Budaj)
ASSIST	10/7/11 at DET

CAREER SHOOTOUTS

GOALS	SHOTS	SHOT%	G/DG
13	28	46.4	5

CAREER HAT TRICKS (1)

DATE	OPPONENT	GOALTENDER
2/27/16	at CGY	Ortjo



MATS ZUCCARELLO

36**RIGHT WING****HEIGHT 5'8" WEIGHT 179 SHOOTS LEFT BORN SEP 4, 1987 BIRTHPLACE OSLO, NORWAY**

CAREER HIGHLIGHTS: 2015-16: Established career-highs in games played (81), goals (26), points (61), power play goals (seven), and power play points (18) ... Led the Rangers in points, primary assists (27), even strength assists (24), even strength points (43), shootout goals (three), and game-deciding goals (two), ranked second in goals, assists (35), power play goals, and takeaways (59), tied for second in even strength goals (19), ranked third in power play assists (11) and power play points, and tied for fourth in game-winning goals (four) ... Was named a finalist for the Bill Masterton Memorial Trophy, which is awarded annually to the NHL player who "best exemplifies the qualities of perseverance, sportsmanship, and dedication to hockey" ... Received the Steven McDonald Extra Effort Award for being the Ranger, as voted by the fans, who goes above and beyond the call of duty; received the award for the second time in his career ... Recorded 15 points (six goals, nine assists) and posted a plus-nine rating over a 10-game span from Oct. 30 vs. TOR to Nov. 21 at FLA ... Registered his first career NHL hat trick and tied a single-game career-high with three points on Oct. 30 vs. TOR ... Recorded his 100th career NHL assist on Nov. 3 vs. WSH; became the first Norwegian-born player in NHL history to tally 100 career assists ... Tied a single-game career-high with three points (one goal, two assists) on Nov. 12 vs. STL ... Tied a single-game career-high with three points (one goal, two assists) and registered the game-winning goal on Nov. 15 vs. TOR ... Selected as the NHL's Second Star of the Week for the week ending on Nov. 15; led the NHL in assists (five) and ranked second in points (seven) during the week ... Tied a single-game career-high with three points (one goal, two assists) on Nov. 21 at FLA ... Tied a career-high with a three-game goal streak from Dec. 11 at EDM to Dec. 15 vs. EDM (three goals, two assists) ... Registered two points (one goal, one assist), including the game-winning goal in overtime, on Dec. 22 vs. ANA ... Tied a single-game career-high with three points (one goal, two assists) and tallied his 20th goal of the season on Feb. 18 at TOR; reached the 20-goal plateau for the first time in



his career and became the first Norwegian-born player to register 20 goals in one season in NHL history ... Tied a single-game career-high with three points (one goal, two assists) on Mar. 8 at BUF ... Recorded his 200th career NHL point on Mar. 31 at CAR ... Skated in his 300th career NHL game on Apr. 2 vs. BUF ... Led the Rangers in game-winning goals (one), ranked third in shots on goal (12), and tied for fourth in goals (one) and points (two) in the playoffs ... Registered his first career NHL playoff game-winning goal in Game 2 of the First Round at PIT on Apr. 16. **2014-15:** Established a career-high in plus/minus rating (plus-17) ... Ranked second on the Rangers in takeaways (60), ranked third in assists (34), ranked fifth in points (49), and tied for fifth in game-winning goals (three) and power play assists (six) ... Tied a single-game career-high with three points (one goal, two assists), registered the game-winning goal, and posted a plus-three rating on Oct. 27 vs. MIN; registered three points in one period for the first time in his career; tallied his 31st career NHL goal and became the leader in career goals by a Norwegian-born player in league history ... Recorded his 100th career NHL point by tallying the game-winning goal on Nov. 11 vs. PIT ... Notched a point in 10 of 14 games between Dec. 8 vs. PIT to Jan. 10 at SJS, registering 12 points (three goals, nine assists) over the span ... Tied a single-game career-high with two goals on Dec. 13 at VAN ... Tallied an assist and registered the game-deciding goal in the shootout on Dec. 20 at CAR ... Notched an assist on Dec. 29 at DAL; recorded his 112th career NHL point to become the leader in career points by a Norwegian-born player in league history ... Established a career-high with a seven-game point streak from Jan. 31 vs. CAR to Feb. 12 at COL (four goals, five assists over the span), and tied a career-high with a five-game assist streak from Jan. 31 vs. CAR to Feb. 8 vs. DAL ... Recorded an assist on Feb. 4 vs. BOS; tallied his 82nd career NHL assist to become the leader in career assists by a Norwegian-born player in league history ... Registered the game-winning goal, on Feb. 10 at TOR ... Posted a four-game assist/point streak from Mar. 2 vs.



NSH to Mar. 10 at NYI (five assists over the span) ... Registered a four-game point streak from Mar. 21 at CAR to Mar. 26 at OTT (two goals, four assists over the span) ... Notched an assist and tallied the game-deciding goal in the shootout on Mar. 21 at CAR ... Was tied for second in the NHL in power play assists (two) in the playoffs at the time of his injury on Apr. 24 ... Led the Rangers in power play assists and tied for the team lead in power play points (two) at the time of his injury ... Led all skaters in power play assists (two) and tied for first among all skaters in power play points (two) in the First Round against PIT ... Notched an assist on the game-winning goal in Game I vs. PIT on Apr. 16. **2013-14:** Established career-highs in assists (40), power play assists (13), game-winning goals (four), and shots on goal (170) ... Led the Rangers in points (59) and shootout attempts (seven), tied for first in assists and shootout goals (three), tied for second in power play assists, ranked third in goals (19), tied for third in game-winning goals and plus/minus rating (plus-11), and ranked fourth in power play points (17) ... Received the Steven McDonald Extra Effort Award, as voted by the fans, for being the Ranger who goes above and beyond the call of duty; became the third European-born player to win the award, joining Jan Erixon (1987-88; 1990-91), and Henrik Lundqvist (2005-06) ... Registered a point in 42 of 70 games from Oct. 26 at DET to the end of the season, tallying 59 points (19 goals, 40 assists) during the stretch ... Tied a single-game career-high with three assists/points on Nov. 2 vs. CAR ... Posted a six-game point streak on two occasions – from Jan. 26 at NJD to Feb. 7 at PIT (two goals, six assists over the span), and from Mar. 30 at EDM to Apr. 10 vs. BUF (four goals, five assists over the span) ... Registered a career-high, five-game assist streak from Jan. 29 at NYI to Feb. 7 at PIT ... Tallied 24 points (six goals, 18 assists) in his final 25 regular season games ... Tied a single-game career-high with three points (two goals, one assist) and registered his first career NHL short-handed goal on Mar. 30 at EDM ... Recorded his 54th point of the season with an assist on Apr. 1 at VAN, passing Espen Knutsen for the most points by a Norwegian-born player in one season in NHL history ... Tallied an assist on Apr. 10 vs. BUF; reached the 40-assist plateau for the first time in his NHL career ... Established playoff career-highs in games played (25), goals (five), assists (eight), points (13), plus-minus rating (plus-seven), shots on goal (54), average ice time (17:40), hits (54), and blocked shots (28), and tied playoff career-highs in power play assists (three) and power play points (three) ... Tied for second on the team –

and tied for eighth in the NHL – in plus/minus rating in the playoffs ... Tied for third on the team in assists, tied for fourth in goals, points, and power play assists, ranked fifth on the team in shots on goal and hits, and tied for second among NHL forwards in blocked shots in the playoffs ... Tied for the team lead in goals (two), tied for third on the team in points (four) and plus/minus rating (plus-three), and tied for fourth in assists (two) in the First Round against PHI ... Tied for the team lead in assists (three) and tied for second on the team in points (four) in the Second Round against PIT ... Established single-game playoff career-highs with three assists/points, and tied a single-game playoff career-high with a plus-two rating in Game 5 at PIT on May 9 ... Tied single-game playoff career-highs with three points (one goal, two assists) and a plus-two rating in Game I of the Eastern Conference Final at MTL on May 17. **2012-13:** Tied for fifth on the Rangers in plus/minus rating (plus-10) ... Tallied six points (three goals, three assists) in the final seven games of the season ... Registered the game-deciding goal in the shootout on Apr. 10 vs. TOR ... Established playoff career-highs in power play assists (three) and power play points (three) ... Led the team in power play assists in the playoffs ... Registered his first career NHL playoff goal, recorded five shots on goal, and established a single-game playoff career-high with a plus-two rating in Game 7 at WSH on May 13. **2011-12:** Tallied his first career NHL power play goal, which was the game-winning goal, on Mar. 19 vs. NJD. **2010-11:** Led the Rangers in shootout attempts (nine), tied for the team lead in power play assists (nine) shootout goals (five), and game-deciding goals (three), and ranked second in shootout percentage (55.6%) ... Tied for second in the NHL in game-deciding goals and tied for fifth in shootout goals ... Tied for fifth on the team with 13 assists at home ... Notched his first NHL goal, the overtime game-winner, added an assist, and posted a plus-two rating on Jan. 5 vs. CAR ... Tallied a shootout goal while making his NHL debut on Dec. 23 vs. TBL.

AHL CAREER: 2011-12: Established AHL career-highs in games played (37), assists (24), points (36), plus/minus rating (plus-five), and power play goals (five)... Registered two points (one goal, one assist) and posted a plus-two rating while representing the Eastern Conference at the 2012 AHL All-Star Game on Jan. 30. **2010-11:** Established AHL career-highs in goals (13) and shots on goal (107).

EUROPEAN CAREER: 2012-13: Tied for fifth on Magnitogorsk in goals (11), and ranked sixth

in assists (17) and points (28). **2009-10:** Led the Swedish Hockey League (SHL) in scoring and captured the Guldhjälmen award as the league's Most Valuable Player ... Established SHL career-highs in games played (55), goals (23), assists (41), points (64) and penalty minutes (62). **2008-09:** Established an SHL career-high in plus/minus rating (plus-10). **2007-08:** Named Norwegian Player of the Year after tallying 64 points (24 goals and 40 assists) in 33 games with Frisk Asker. **2006-07:** Ranked second in GET-liagen in goals (34) and tied for third in points (59). **2005-06:** Split season between Frisk Asker (GET-liagen) and Frisk Asker (UI9). **2004-05:** Made his GET-liagen debut.

INTERNATIONAL CAREER: 2016: Registered three points (one goal, two assists) in seven games while representing Norway at the 2016 IIHF World Championship. **2014:** Represented Norway at the 2014 Winter Olympics in Sochi, Russia ... Skated in three games and led all forwards on the team in average ice time (22:25). **2010:** Represented Norway at the 2010 Winter Olympics in Vancouver, Canada, ranking third on the team in scoring with three points (one goal, two assists) in four contests ... Represented Norway at the 2010 IIHF World Championship in Germany. **2009:** Led Norway with three goals in six games at the 2009 IIHF World Championship in Switzerland. **2008:** Skated for Norway at the 2008 IIHF World Championship. **2007:** Tied for sixth in scoring at the 2007 IIHF Division I World Junior Champion-

ship with seven points (two goals, five assists) in five games. **2006:** Tied for the team lead in assists (two) at the 2006 IIHF World Junior Championship. **2005:** Tied for seventh among all skaters with five points (two goals, three assists) in five games while helping Norway capture a gold medal at the 2005 World UI8 Division I Championship in the Czech Republic. **2004:** Made his international debut with Team Norway at the 2004 IIHF World UI8 Championship in Belarus.

BACKGROUND: Established The Zuccarello Foundation to assist and help grow Norwegian grassroots and youth hockey throughout the country ... Is an ambassador for Right To Play, which is an organization that helps educate and empower children living in disadvantaged communities ... Is an ambassador of the 2016 Winter Youth Olympic Games in Lillehammer, Norway ... Has hosted an All-Star hockey charity game in Norway each of the last three summers ... Is an avid golfer ... Enjoys spending time with his friends ... Lists Rihanna as his favorite musician ... His favorite movies are The Hangover and Gladiator ... His favorite sport other than hockey is soccer, and his favorite team is Manchester United ... Is a fan of the television show Gossip Girl and King of Queens ... His first job was as a lifeguard ... Single.

CAREER TRANSACTIONS: May 26, 2010 - Signed by the Rangers as an undrafted free agent. **March 28, 2013** - Signed by the Rangers as a free agent.

PRIME TARGET

In 2015-16, 53 of Zuccarello's 61 points were either a goal or the primary assist on a goal (86.9% of his points were primary points last season). Since 2013-14, 135 of Zuccarello's 169 points have been either a goal or the primary assist on a goal (79.9% of his points have been primary points over the span).

KING OF NORWAY

Entering the 2016-17 season, Zuccarello is the all-time leader among Norwegian-born players in NHL history in several categories, including games played (303), goals (71), assists (132), and points (203).

IN THE CLUTCH

During the 2015-16 season, Zuccarello registered all of his 26 goals and 54 of his 61 points in game situations when the Rangers either led by one goal, trailed by one goal, or were tied. Zuccarello tied for eighth in the NHL in goals and ranked 15th in the league in points when the score differential in the game was one or fewer last season.



SHOOTOUT SENSATION

Since the shootout was implemented in 2005-06, Zuccarello leads all Rangers in shootout goals (15), game-deciding goals (eight), and shootout attempts (31).

Among Rangers who have had at least five shootout attempts since 2005-06, Zuccarello ranks second in shootout shooting percentage (48.4%).

CAREER STATISTICS

SEASON	TEAM	LEAGUE	REGULAR SEASON					PLAYOFFS				
			GP	G	A	PTS	PIM	GP	G	A	PTS	PIM
2003-04	IF Frisk Asker UI8	Norway U-18	24	23	14	37	44	2	3	1	4	0
	IF Frisk Asker Jr.	Norway Jr.	20	7	14	21	14	3	0	2	2	0
	Norway	WJ18	6	0	2	2	8	-	-	-	-	-
2004-05	IF Frisk Asker UI8	Norway U-18	12	11	18	29	50	-	-	-	-	-
	IF Frisk Asker	Norway Jr.	27	19	17	36	16	5	3	3	6	6
	IF Frisk Asker	GET	1	0	0	0	0	-	-	-	-	-
2005-06	Norway	WJ18-B	5	2	3	5	6	-	-	-	-	-
	IF Frisk Asker	Norway Jr.	2	7	0	7	0	2	2	3	5	0
	IF Frisk Asker	GET	21	5	3	8	12	4	0	0	0	2
2006-07	Norway	WJC	6	0	2	2	4	-	-	-	-	-
	IF Frisk Asker	GET	43	34	25	59	36	7	4	4	8	2
	IF Frisk Asker	Norway Jr.	-	-	-	-	-	1	3	4	7	2
2007-08	Norway	WJC-B	5	2	5	7	2	-	-	-	-	-
	IF Frisk Asker	GET	33	24	40	64	48	15	12	15	27	24
	Norway	WC	7	1	0	1	2	-	-	-	-	-
2008-09	Modo	SHL	35	12	28	40	38	-	-	-	-	-
	Norway	Oly-Q	3	0	0	0	0	-	-	-	-	-
	Norway	WC	6	3	0	3	8	-	-	-	-	-
2009-10	Modo	SHL	55	23	41	64	62	-	-	-	-	-
	Norway	Olympics	4	1	2	3	4	-	-	-	-	-
	Norway	WC	6	3	1	4	6	-	-	-	-	-
2010-11	RANGERS	NHL	42	6	17	23	4	1	0	0	0	2
	Connecticut	AHL	36	13	16	29	16	2	1	1	2	4
2011-12	RANGERS	NHL	10	2	1	3	6	-	-	-	-	-
	Connecticut	AHL	37	12	24	36	22	-	-	-	-	-
2012-13	RANGERS	NHL	15	3	5	8	8	12	1	6	7	4
	Magnitogorsk	KHL	44	11	17	28	30	-	-	-	-	-
2013-14	RANGERS	NHL	77	19	40	59	32	25	5	8	13	20
	Norway	Olympics	3	0	0	0	2	-	-	-	-	-
2014-15	RANGERS	NHL	78	15	34	49	45	5	0	2	2	0
2015-16	RANGERS	NHL	81	26	35	61	34	5	1	1	2	4
	Norway	WC	7	1	2	3	4	-	-	-	-	-
NHL/NYR TOTALS			303	71	132	203	129	48	7	17	24	30

STATISTICAL BREAKDOWN

SEASON	PPG	SHG	GWG	+/-	S	S%	TF	F%	H	BS	MIN
2010-11	0	0	2	3	74	8.1	15	53.3	56	19	14:10
2011-12	1	0	1	E	10	20.0	0	0.0	8	3	10:02
2012-13	0	0	0	10	27	11.1	4	0.0	27	15	16:25
2013-14	4	1	4	11	170	11.2	8	37.5	116	41	17:08
2014-15	0	0	3	17	154	9.7	37	43.2	120	42	17:15
2015-16	7	0	4	2	166	15.7	11	45.5	88	69	18:28
TOTALS	12	1	14	43	601	11.8	75	42.7	415	189	16:50

SCORING VS. NHL

TEAM	GP	G	A	PTS
ANA	8	2	3	5
ARI	6	0	4	4
BOS	8	1	3	4
BUF	12	4	7	11
CGY	6	1	0	1
CAR	19	3	15	18
CHI	5	1	1	2
COL	7	2	5	7
CBJ	12	4	4	8
DAL	7	0	3	3
DET	10	2	3	5
EDM	6	4	5	9
FLA	14	7	8	15
LAK	8	2	1	3
MIN	7	2	4	6
MTL	14	1	3	4
NSH	6	0	5	5
NJD	19	4	7	11
NYI	20	0	8	8
NYR	-	-	-	-
OTT	10	5	3	8
PHI	15	3	6	9
PIT	18	3	10	13
SJS	7	1	1	2
STL	6	1	3	4
TBL	12	3	4	7
TOR	10	9	5	14
VAN	7	3	3	6
WSH	15	0	7	7
WPG	9	3	1	4
TOTALS	303	71	132	203

CAREER HIGHLIGHTS

CAREER HIGHS (LAST TIME)

GOALS	3, 10/30/15 vs. TOR
ASSISTS	3 (2x), 11/2/13 vs. CAR
POINTS	3 (1x), 3/8/16 at BUF (1G-2A)
PIM	9, 10/9/14 at STL
SHOTS	7, 11/8/14 at TOR
GOAL STREAK	3 (2x), 12/11/15 - 12/15/15 (3)
ASSIST STREAK	5 (2x), 1/31/15 - 2/8/15 (5)
POINT STREAK	7, 1/31/15 - 2/12/15 (4G-5A)

NHL FIRSTS

GAME	12/23/10 vs. TBL
GOAL	1/5/11 vs. CAR (Ward)
ASSIST	12/27/10 vs. NYI

CAREER SHOOTOUTS

GOALS	SHOTS	SHOT%	GDG
15	31	48.4	8

CAREER HAT TRICKS (1)

DATE	OPPONENT	GOALTENDER
10/30/15	TOR	Bernier (2), Empty Net (1)



CALLE ANDERSSON

DEFENSEMAN

HEIGHT 6'2" WEIGHT 216 SHOOTS RIGHT BORN MAY 16, 1994 BIRTHPLACE MALMO, SWEDEN

AHL CAREER: 2015-16: Tied for third on the Wolf Pack – and tied for first among Hartford defensemen – in power play goals (four) ... Made his AHL debut on Oct. 10 vs. St. John's ... Tallied his first career AHL assist/point and posted a plus-one rating on Oct. 17 vs. Utica ... Registered his first career AHL goal on Nov. 1 vs. Rochester ... Tied for the game-high with five shots on goal on Nov. 27 vs. Springfield ... Tallied two points (one goal, one assist) on Mar. 2 at Bridgeport.

EUROPEAN CAREER: 2014-15: Split the season between Zug and Lugano in National League A (NLA) in Switzerland ... Registered 17 points (five goals, 12 assists) in 30 games after being acquired by Lugano ... Ranked sixth on Lugano in points ... Ranked second among defensemen on Lugano in points, tied for second in goals, and ranked third in assists ... Registered three assists in six playoff games with Lugano ... Tied for third on the team in assists and tied for fifth in points in the playoffs; led team defensemen in assists and tied for first among team defensemen in points. **2013-14:** Split the season between Malmo in Allsvenskan, Malmo Jr. in SuperElit, and IK Pantern in Division I in Sweden ... Tallied three goals and 10 assists for 13 points, along with 10 penalty minutes in 49 games with Malmo ... Tied for third among Malmo defensemen in assists and ranked fifth among defensemen on the team in points ... Recorded four goals and one assist for five points in eight games with Malmo Jr. ... Skated in two playoff games with Malmo Jr. **2012-13:** Split the season between Farjestads in the Swedish Hockey League (SHL), Farjestads Jr. in the SuperElit league, and Malmo in Allsvenskan ... Registered 27 points (11 goals, 16 assists) in 22 games with Farjestads Jr. ... Tied for second among defensemen in the SuperElit league in goals and tied for fifth in points ... Ranked fifth on Farjestads Jr. in goals, assists, and points ... Tallied one goal in four playoff games while helping Farjestads Jr. capture a bronze medal. **2011-12:** Split the season between Farjestads BK Jr. and Farjestads BK U18 ... Registered 36 points (12 goals, 24 assists) and posted a plus-five rating in 49 games with Farjestads BK Jr. ... Tied for second among SuperElit defensemen in points, and ranked fourth in goals and assists ... Ranked fourth on the team in assists and points ... Tallied five points (two goals, three assists) in six playoff games with Farjestads BK Jr. ... Tied for third on the team in assists and points, and tied for fourth in goals ... Registered nine points (three goals, six assists) in 10 games with Farjestads BK U18. **2010-11:** Split the season between Malmo Jr. and Malmo U18 ... Notched six points (two goals, four assists) in 25 games with Malmo Jr. ... Recorded seven points (two goals, five assists) in 21 contests with Malmo U18. **2009-10:** Registered three points (one goal, two assists) in 29 games with Malmo U18.

INTERNATIONAL CAREER: 2012: Tallied three assists in six games while helping Sweden capture a silver medal at the 2012 IIHF World U18 Championship ... Tied for fifth on the team in assists ... Ranked second among team defensemen in assists and tied for second among team defensemen in points.

CAREER TRANSACTIONS: June 23, 2012 – Selected by the Rangers in the fourth round, 119th overall, of the 2012 NHL Entry Draft.

SEASON	TEAM	LEAGUE	REGULAR SEASON					PLAYOFFS				
			GP	G	A	PTS	PIM	GP	G	A	PTS	PIM
2009-10	IF Malmo U18	SWE-U18	29	1	2	3	34	-	-	-	-	-
2010-11	IF Malmo U18	SWE-U18	21	2	5	7	38	-	-	-	-	-
	IF Malmo Jr.	SuperElit	25	2	4	6	24	-	-	-	-	-
2011-12	Farjestads BK U18	SWE-U18	10	3	6	9	0	1	0	1	1	2
	Farjestads BK Jr.	SuperElit	49	12	24	36	56	6	2	3	5	2
2012-13	Farjestads Jr.	SuperElit	22	11	16	27	14	4	1	0	1	4
	Farjestads	SHL	34	1	1	2	6	-	-	-	-	-
	Malmo	Allsvenskan	9	0	2	2	4	-	-	-	-	-
2013-14	Malmo Jr.	SuperElit	8	4	1	5	26	2	0	0	0	0
	Malmo	Allsvenskan	49	3	10	13	10	-	-	-	-	-
	IK Pantern	Division I	2	1	0	1	0	-	-	-	-	-
2014-15	EV Zug	NLA	18	1	2	3	6	-	-	-	-	-
	HC Lugano	NLA	30	5	12	17	16	6	0	3	3	0
2015-16	Hartford	AHL	43	5	4	9	14	-	-	-	-	-

MAT BODIE

DEFENSEMAN



HEIGHT **6'0"** WEIGHT **175** SHOOTS **LEFT** BORN **MAR 7, 1990** BIRTHPLACE **EAST ST. PAUL, MB**

AHL CAREER: 2015-16: Established AHL career-highs in games played (76), goals (seven), assists (29), and points (36) ... Was one of two players – and the only defenseman – to play every game with the Wolf Pack ... Tied for the team lead in assists and ranked fourth in points ... Led Hartford defensemen in assists and points, ranked second among team defensemen in goals, and tied for third among team defensemen in plus/minus rating ... Served as captain of the Wolf Pack for the final month of the season ... Posted an AHL career-high six-game point streak from Dec. 29 vs. Portland to Jan. 10 vs. Albany (two goals, six assists), including an AHL career-high five-game assist streak from Jan. 2 vs. Albany to Jan. 10 vs. Albany (six assists). **2014-15:** Led AHL rookie defensemen in assists (27) and tied for first among AHL rookie defensemen in points (32) ... Tied for first on the Wolf Pack in plus/minus rating (plus-11), tied for second in games played (75), and ranked third in assists ... Led Hartford defensemen in games played, assists, and plus/minus rating, ranked second in points, and tied for third in goals (five) ... Registered his first career AHL assist/point as part of a two-assist effort while making his AHL debut on Oct. 12 at Syracuse ... Tallied his first career AHL goal, which was the game-winning goal with 17.9 seconds remaining in regulation, on Oct. 21 at Worcester ... Posted a season-high four-game assist/point streak from Feb. 14 vs. Albany to Feb. 20 at Springfield ... Established season-highs with three assists and three points, notched an assist on the game-winning goal in overtime, and posted a plus-two rating on Mar. 28 at Springfield ... Tied for second among AHL defensemen in goals (three) and tied for ninth among AHL defensemen in points (seven) in the playoffs; tied for first among AHL rookie defensemen in goals and points ... Tied for fourth on Hartford in assists (four) and plus/minus rating (plus-one), tied for fifth in goals, and tied for sixth in points ... Made his AHL playoff debut on Apr. 22 vs. Providence ... Tallied his first career AHL playoff goal/point on Apr. 28 at Providence ... Registered two points (one goal, one assist), including his first career AHL playoff assist, on May 8 at Hershey.

COLLEGE CAREER: 2013-14: Established collegiate career-highs in assists (31), points (39), and plus/minus rating (plus-28), and tied collegiate career-highs in games played (40) and goals (eight) ... Led Union to the NCAA Championship in his second season as the team's captain ... Named to the NCAA First All-American Team ... Led the team in assists, ranked third on the team in points, and ranked second among defensemen on the team in goals ... Finished his collegiate career with 96 assists, the most in Union's history since the school began playing in Division I in the 1991-92 season ... Ranked second on the team and fifth in the nation in plus/minus rating ... Posted a career-high, seven-game assist streak from Oct. 12 vs. Bowling Green to Nov. 8 vs. Colgate ... Tallied two points (one goal, one assist) in the National Championship Game on Apr. 12 vs. Minnesota. **2012-13:** Named to the ECAC Third All-Star Team ... Served as team captain in his junior season ... Tied for fourth on the team in assists (18) and tied for fifth in plus/minus rating (plus-11). **2011-12:** Established collegiate career-highs in goals (eight) and power play goals (two), and tied a collegiate career-high in game-winning goals (two) ... Named to the ECAC First All-Star Team and the NCAA Second All-American Team; became the first defenseman in Union history to be named to an All-American Team ... Tied for second on the team in plus/minus rating (plus-18), ranked third in assists (21), tied for fourth in game-winning goals (two), and tied for fifth in goals. **2010-11:** Established collegiate career-highs in games played (40) and game-winning goals (two) ... Named to the ECAC All-Rookie Team ... Set the Union record for most points by a freshman defenseman (32) ... Led the team and tied for fourth in the nation in plus/minus rating (plus-27) ... Ranked second on the team in assists (26) and tied for fifth in points.

BCHL CAREER: 2009-10: Tallied eight goals and 34 assists for 42 points in 51 games with the Powell River Kings ... Established a career-high in goals and tied a career-high in points ... Named the BCHL (Coastal) Best Defenseman ... Led the team with 22 assists and 31 points in 23 playoff games while helping Powell reach the BCHL Cup Finals. **2008-09:** Established career-highs in games played (53), assists (41), and points (42) with Powell ... Named BCHL (Coastal) Rookie of the Year.

CAREER TRANSACTIONS: April 15, 2014 – Signed by the Rangers as an undrafted free agent.

SEASON	TEAM	LEAGUE	REGULAR SEASON					PLAYOFFS				
			GP	G	A	PTS	PIM	GP	G	A	PTS	PIM
2008-09	Powell	BCHL	53	1	41	42	41	18	2	12	14	20
2009-10	Powell	BCHL	51	8	34	42	37	23	9	22	31	23
2010-11	Union	NCAA	40	6	26	32	18	-	-	-	-	-
2011-12	Union	NCAA	39	8	21	29	32	-	-	-	-	-
2012-13	Union	NCAA	35	6	18	24	32	-	-	-	-	-
2013-14	Union	NCAA	40	8	31	39	57	-	-	-	-	-
2014-15	Hartford	AHL	75	5	27	32	42	15	3	4	7	6
2015-16	Hartford	AHL	76	7	29	36	38	-	-	-	-	-



CHRIS BROWN

RIGHT WING

HEIGHT **6'2"** WEIGHT **208** SHOOTS **RIGHT** BORN **FEB 3, 1991** BIRTHPLACE **FLOWER MOUND, TX**

NHL CAREER: 2015-16: Skated in one game with Washington. **2014-15:** Registered one goal in five games with the Capitals. **2013-14:** Split the season between Phoenix and Washington ... Tallied his first career NHL goal/point on Mar. 22 at SJS ... Notched his first career NHL assist on Mar. 25 vs. LAK. **2012-13:** Skated in five games with the Coyotes ... Made his NHL debut on Mar. 4 vs. ANA.

AHL CAREER: 2015-16: Split the season between Hershey and Hartford ... Registered nine points (three goals, six assists) and 20 penalty minutes in 20 games with both Hershey and Hartford. **2014-15:** Registered 28 points (17 goals, 11 assists) in 64 games with Hershey ... Established AHL playoff career-highs in goals (three), assists (two), and points (five). **2013-14:** Split the season between Portland and Hershey ... Established an AHL career-high in assists (24) ... Recorded 35 points (14 goals, 21 assists) in 51 games with Portland. **2012-13:** Established AHL career-highs in games played (68), goals (29), and points (47) ... Ranked third in the AHL in power play goals (14) and tied for eighth in goals; led AHL rookies in both categories.

COLLEGE CAREER: 2011-12: Established collegiate career-highs in assists (17) and points (29) ... Tied for second on the University of Michigan in assists, ranked fourth in goals (12), and ranked fifth in points. **2010-11:** Established a collegiate career-high in plus/minus rating (plus-16) ... Registered 23 points (nine goals, 14 assists) in 42 games while helping the Wolverines capture the CCHA Regular Season Championship. **2009-10:** Established collegiate career-highs in games played (45) and goals (13) while helping the University of Michigan win the CCHA Championship ... Named to the CCHA All-Rookie Team.

NAHL CAREER: 2008-09: Registered 30 points (14 goals, 16 assists) in 47 games with the U.S. National U18 Team with the United States National Team Development Program (USDP) ... Recorded eight points (six goals, two assists) in 15 games with the U.S. National U18 Team in NAHL competition. **2007-08:** Notched 14 points (eight goals, six assists) in 43 games with the U.S. National U18 Team in NAHL competition ... Recorded six points (five goals, one assist) in 17 games with the U.S. National U17 Team with the USDP.


INTERNATIONAL CAREER: 2011: Recorded three points (two goals, one assist) in six games while helping the United States earn a bronze medal at the 2011 IIHF World Junior Championship. **2009:** Registered seven points (four goals, three assists) in seven games while helping the United States earn a gold medal at the 2009 IIHF U18 World Championship. **2008:** Recorded three points (two goals, one assist) in six games while helping the United States earn a silver medal at the World U-17 Hockey Challenge.

CAREER TRANSACTIONS: June 27, 2009 - Selected by Phoenix in the second round, 36th overall, of the 2009 NHL Entry Draft. **March 4, 2014** - Acquired by Washington, along with Rostislav Klesla and a fourth round pick in the 2015 NHL Entry Draft (later traded), in exchange for Martin Erat and John Mitchell. **February 28, 2016** - Acquired by the Rangers in exchange for Ryan Bourque.

SEASON	TEAM	LEAGUE	REGULAR SEASON					PLAYOFFS				
			GP	G	A	PTS	PIM	GP	G	A	PTS	PIM
2007-08	U.S. Nat'l Team	NAHL	43	8	6	14	66	3	0	0	0	0
	U.S. Nat'l Team U17	USDP	17	5	1	6	8	-	-	-	-	-
2008-09	U.S. Nat'l Team	NAHL	15	6	2	8	37	-	-	-	-	-
	U.S. Nat'l Team U18	USDP	47	14	16	30	83	-	-	-	-	-
	United States	WJ18	7	4	3	7	8	-	-	-	-	-
2009-10	Univ. of Michigan	NCAA	45	13	15	28	58	-	-	-	-	-
2010-11	Univ. of Michigan	NCAA	42	9	14	23	59	-	-	-	-	-
	United States	WJC	6	2	1	3	4	-	-	-	-	-
2011-12	Univ. of Michigan	NCAA	38	12	17	29	66	-	-	-	-	-
2012-13	Coyotes	NHL	5	0	0	0	2	-	-	-	-	-
	Portland	AHL	68	29	18	47	98	3	1	1	2	6
	Coyotes	NHL	6	0	0	0	17	-	-	-	-	-
2013-14	Capitals	NHL	6	1	1	2	0	-	-	-	-	-
	Portland	AHL	51	14	21	35	68	-	-	-	-	-
	Hershey	AHL	12	2	3	5	2	-	-	-	-	-
2014-15	Capitals	NHL	5	1	0	1	2	-	-	-	-	-
	Hershey	AHL	64	17	11	28	70	9	3	2	5	10
2015-16	Capitals	NHL	1	0	0	0	0	-	-	-	-	-
	Hershey	AHL	20	3	6	9	20	-	-	-	-	-
	Hartford	AHL	20	3	6	9	20	-	-	-	-	-
NHL TOTALS			23	2	1	3	21	-	-	-	-	-

PAVEL BUCHNEVICH

LEFT WING



HEIGHT 6'2" WEIGHT 193 SHOOTS LEFT BORN APR 17, 1995 BIRTHPLACE CHEREPOVETS, RUSSIA

EUROPEAN CAREER: 2015-16: Established KHL career-highs in games played (58), goals (16), assists (21), points (37), game-winning goals (three), power play goals (four), and average ice time (16:10) ... Ranked third in assists, ranked fourth in points, and tied for seventh in goals among KHL players younger than 24 years old ... Registered 29 points (12 goals, 17 assists) in 40 games with Severstal ... Tallied a point in II games over a 13-game span from Sept. 13 against Metallurg Mg to Oct. 17 against Admiral (five goals, eight assists) ... Recorded his first career KHL hat trick on Nov. 19 against Medvescak ... Notched three points (two goals, one assist) and recorded 11 shots on goal in 23:40 of ice time on Nov. 26 against Admiral ... Made his debut with SKA on Dec. 24 against Metallurg Mg ... Notched three points (one goal, two assists) in the playoffs. **2014-15:** Established KHL career-highs in even strength goals (13) and plus/minus rating (plus-eight) ... Tallied 30 points (13 goals, 17 assists) in 48 KHL games; recorded the second-most assists, the third-most points, and tied for the third-most goals in one season by a KHL player 20 years old or younger in league history ... Tied for second in game-winning goals (two) and even strength goals (13), ranked third in goals, assists, points, and shots on goal (113), and ranked fifth in plus/minus rating ... Selected as KHL Player of the Week for the week ending on Sept. 21, as he posted three consecutive multi-point games during the week (four goals, two assists) ... Registered 20 points (eight goals, 12 assists) in 11 playoff games with Almaz in the Russian Junior League (MHL) ... Tied for the MHL lead in game-winning goals (three), tied for second in assists and points, and tied for third in goals in the playoffs. **2013-14:** Registered 18 points (seven goals, 11 assists) in 40 games with Severstal ... Tallied two power play goals, including the game-winning goal, on Sept. 16 vs. Dinamo Mn ... Recorded three points (two goals, one assist) and posted a plus-three rating on Nov. 23 against Atlant ... Notched two points (one goal, one assist) in six games with Severstal at the Nadezhda Cup tournament ... Recorded two assists in two regular season games with Almaz (MHL) ... Tallied nine points (four goals, five assists) in seven MHL playoff games; tied for third on Almaz in points during the playoffs. **2012-13:** Made his KHL debut on Sept. 6 against Ak Bars ... Tallied his first career KHL assist/point on Sept. 22 against Amur ... Registered his first career KHL goal on Feb. 17 against Neftekhimik ... Skated in six KHL playoff games ... Tallied 23 points (eight goals, 15 assists) in 24 MHL games with Almaz ... Recorded five points (one goal, four assists) in three MHL playoff contests. **2011-12:** Established MHL career-highs in games played (45), goals (15), assists (29), points (44), and plus/minus rating (plus-15) ... Led Almaz in assists and game-winning goals (six), tied for second in points and power play goals (seven), ranked third in shots on goal (148), and ranked fourth in goals ... Registered seven points (four goals, three assists) in 10 MHL playoff games.

INTERNATIONAL CAREER: 2015: Registered six points (one goal, five assists) in seven games while helping Russia earn a silver medal at the 2015 IIHF World Junior Championship ... Led Russia in assists and tied for the team lead in points in the tournament. **2014:** Recorded seven points (two goals, five assists) and posted a plus-three rating in seven games while helping Russia earn a bronze medal at the 2014 IIHF World Junior Championship ... Tied for the team lead in assists and tied for second on the team in points in the tournament. **2013:** Tallied 11 points (five goals, six assists) and posted a plus-four rating in seven games while representing Russia at the 2013 IIHF U18 World Championship ... Tied for first among all skaters in assists and tied for second among all skaters in goals and points in the tournament. **2012:** Registered two points (one goal, one assist) in four games at the 2012 Ivan Hlinka Memorial Tournament ... Recorded one assist in five games while helping Russia earn a gold medal at the 2012 World U17 Hockey Challenge.

CAREER TRANSACTIONS: June 30, 2013 - Selected by the Rangers in the third round, 75th overall, of the 2013 NHL Entry Draft.

SEASON	TEAM	LEAGUE	REGULAR SEASON					PLAYOFFS				
			GP	G	A	PTS	PIM	GP	G	A	PTS	PIM
2011-12	Almaz	MHL	45	15	29	44	55	10	4	3	7	4
2012-13	Severstal	KHL	12	1	1	2	0	6	0	0	0	0
	Almaz	MHL	24	8	15	23	36	3	1	4	5	12
2013-14	Russia	WJ18	7	5	6	11	2	-	-	-	-	-
	Severstal	KHL	40	7	11	18	12	-	-	-	-	-
	Almaz	MHL	2	0	2	2	2	7	4	5	9	12
	Russia	WJC	7	2	5	7	18	-	-	-	-	-
2014-15	Severstal	KHL	48	13	17	30	16	-	-	-	-	-
	Almaz	MHL	-	-	-	-	-	11	8	12	20	32
	Russia	WJC	7	1	5	6	2	-	-	-	-	-
2015-16	Severstal	KHL	40	12	17	29	20	-	-	-	-	-
	SKA-St. Petersburg	KHL	18	4	4	8	4	14	1	2	3	29



ADAM CHAPIE

RIGHT WING

HEIGHT **6'1"** WEIGHT **186** SHOOTS **RIGHT** BORN **JUL 6, 1991** BIRTHPLACE **OXFORD, MI**

COLLEGE CAREER: 2015-16: Established collegiate career-highs in games played (39), goals (16), points (35), and plus/minus rating (plus-11), and tied his collegiate career-high in assists (19) ... Tied for the team lead in game-winning goals (three), ranked second on UMass-Lowell in goals and shots on goal (102), tied for second in power play goals (four), and ranked third in assists and points ... Tallied a point in 25 of 39 games ... Notched three points (one goal, two assists) on Oct. 31 at Minnesota-Duluth ... Registered a point in 10 games over an 11-game span from Nov. 7 at Vermont to Dec. 29 vs. Robert Morris (six goals, seven assists) ... Tallied two goals, including the game-winning goal, on Feb. 13 vs. Boston University. **2014-15:** Established a career-high in assists (19) ... Tied for the team lead in assists, ranked second in points (31), tied for second in shorthanded goals (two), and tied for third in goals (12) ... Notched a point in 22 of 36 games ... Recorded 24 points (nine goals, 15 assists) over the final 22 contests of the season ... Registered two goals, including the game-winning goal, on Jan. 16 at Maine ... Tallied a point in eight of the final nine games of the season, recording 12 points (three goals, nine assists) during the stretch ... Notched three assists, including an assist on the game-winning goal, on Feb. 27 vs. Vermont. **2013-14:** Led UMass-Lowell in game-winning goals (five) and power play goals (five), and ranked second in goals (12) and points (23) ... Helped the River Hawks win the Hockey East Championship ... Recorded two points (one goal, one assist), including his first career collegiate assist, on Nov. 1 vs. New Hampshire ... Tallied the game-winning goal in back-to-back games on Nov. 14 at Penn State and Nov. 15 at Penn State ... Notched two points (one goal, one assist), including the game-winning goal, on Feb. 1 at Merrimack. **2012-13:** Helped UMass-Lowell finish the regular season with the best record in Hockey East and win the Hockey East Championship The River Hawks posted a 26-8-1 record in games which he was in the lineup, including a 6-0-0 record in games which he registered a goal/point ... Made his collegiate debut on Oct. 20 at Colorado College ... Recorded his first career collegiate goal/point on Jan. 5 at Clarkson.

NAHL CAREER: 2011-12: Established NAHL career-highs in games played (60), goals (31), assists (26), and points (57) ... Tied for seventh in the NAHL in goals ... Led New Mexico in goals, points, power play goals (nine), power play points (15), shorthanded goals (two), game-winning goals (four), and shots on goal (168), ranked second in assists, and tied for second in power play assists (six). **2010-11:** Led New Mexico in assists (19), shorthanded goals (two), shorthanded points (three), and shots on goal (140), tied for the team lead in points (34) and shorthanded assists (one), tied for second in game-winning goals (two), ranked third in goals (15), and tied for fourth in power play assists (three).

MIDGET CAREER: 2009-10: Registered 69 points (30 goals, 39 assists) in 48 games with the Cleveland Lumberjacks of the Cleveland Suburban Hockey League (CSHL) ... Tallied five assists in six playoff contests.

CAREER TRANSACTIONS: April 1, 2016 – Signed by the Rangers as an undrafted free agent.

SEASON	TEAM	LEAGUE	REGULAR SEASON					PLAYOFFS				
			GP	G	A	PTS	PIM	GP	G	A	PTS	PIM
2009-10	Cleveland	CSHL	48	30	39	69	38	6	0	5	5	2
2010-11	New Mexico	NAHL	58	15	19	34	56	-	-	-	-	-
2011-12	New Mexico	NAHL	60	31	26	57	63	-	-	-	-	-
2012-13	UMass-Lowell	NCAA	35	6	0	6	12	-	-	-	-	-
2013-14	UMass-Lowell	NCAA	38	12	11	23	14	-	-	-	-	-
2014-15	UMass-Lowell	NCAA	36	12	19	31	22	-	-	-	-	-
2015-16	UMass-Lowell	NCAA	39	16	19	35	57	-	-	-	-	-

ADAM CLENEDENING

DEFENSEMAN



HEIGHT **6'0"** WEIGHT **196** SHOOTS **RIGHT** BORN **OCT 26, 1992** BIRTHPLACE **NIAGARA FALLS, NY**

NHL CAREER: 2015-16: Split the season between Pittsburgh and Edmonton ... Established single-game career-highs with two points (one goal, one assist) and a plus-four rating on Mar. 24 at SJS. **2014-15:** Split the season between Chicago and Vancouver ... Tallied his first career NHL goal/point and posted a plus-two rating while making his NHL debut with the Blackhawks on Nov. 20 at CGY ... Notched his first career NHL assist on Nov. 22 at EDM.

AHL CAREER: 2015-16: Recorded three assists and a plus-four rating in six games with Wilkes-Barre/Scranton. **2014-15:** Split the season between Rockford and Utica ... Tallied eight points (three goals, five assists) in 23 playoff games while helping Utica advance to the Calder Cup Finals. **2013-14:** Established AHL career-highs in goals (12), assists (47), and points (59) ... Was selected to the AHL First All-Star Team. 2012-13: Established an AHL career-high in plus/minus rating (plus-17) ... Selected to the AHL Second All-Star Team.

COLLEGE CAREER: 2011-12: Established collegiate career-highs in assists (29) and points (33) ... Was selected to the Hockey East First All-Star Team ... Ranked third on Boston University in assists and ranked fourth in points led team defensemen in assists and points. **2010-11:** Was selected to the Hockey East All-Rookie Team.

USHL CAREER: 2009-10: Registered 17 points (four goals, 13 assists) and a plus-16 rating in 26 games in USHL competition with Team USA.

NAHL CAREER: 2008-09: Recorded nine assists and a plus-14 rating in 34 games with the USNTDP Juniors.


USDP CAREER: 2009-10: Tallied 32 points (10 goals, 22 assists) in 39 games with the U.S. National U18 Team. **2008-09:** Registered six points (one goal, five assists) in 13 games with the U.S. National U18 Team ... Notched six points (one goal, five assists) in 15 contests with the U.S. National U17 Team.

MIDGET CAREER: 2007-08: Registered 50 points (eight goals, 42 assists) in 60 games with the Toronto Marlboros of the Greater Toronto Hockey League (GTHL).

INTERNATIONAL CAREER: 2012: Recorded five points (one goal, four assists) in six games at the 2012 IIHF World Junior Championship. **2010:** Registered 10 points (three goals, seven assists) while helping the United States earn a gold medal at the 2010 IIHF World U18 Championship. **2009:** Recorded two assists in seven games while helping the United States earn a gold medal at the 2009 IIHF World U18 Championship.

CAREER TRANSACTIONS: June 25, 2011 - Selected by Chicago in the second round, 36th overall, of the 2011 NHL Entry Draft. **January 29, 2015** - Acquired by Vancouver in exchange for Gustav Forsling. **July 28, 2015** - Acquired by Pittsburgh, along with Nick Bonino and a second round pick in the 2016 NHL Entry Draft (Filip Gustavsson), in exchange for Brandon Sutter and a third round pick in the 2016 NHL Entry Draft (William Lockwood). **January 16, 2016** - Acquired by Anaheim, along with David Perron, in exchange for Carl Hagelin. **January 27, 2016** - Claimed off waivers by Edmonton. **July 1, 2016** - Signed by the Rangers as a free agent.

SEASON	TEAM	LEAGUE	REGULAR SEASON					PLAYOFFS				
			GP	G	A	PTS	PIM	GP	G	A	PTS	PIM
2007-08	Toronto	GTHL	60	8	42	50	116	-	-	-	-	-
2008-09	U.S. Nat'l Team	NAHL	34	0	9	9	38	-	-	-	-	-
	U.S. Nat'l Team U17	USDP	15	1	5	6	18	-	-	-	-	-
	U.S. Nat'l Team U18	USDP	13	1	5	6	14	-	-	-	-	-
2009-10	United States	WJ18	7	0	2	2	4	-	-	-	-	-
	U.S. Nat'l Team	USHL	26	4	13	17	44	-	-	-	-	-
	U.S. Nat'l Team U18	USDP	39	10	22	32	76	-	-	-	-	-
2010-11	United States	WJ18	7	3	7	10	4	-	-	-	-	-
2010-11	Boston University	NCAA	39	5	21	26	80	-	-	-	-	-
2011-12	Boston University	NCAA	38	4	29	33	64	-	-	-	-	-
	United States	WJC	6	1	4	5	6	-	-	-	-	-
	Rockford	AHL	73	9	37	46	67	-	-	-	-	-
2013-14	Rockford	AHL	74	12	47	59	64	-	-	-	-	-
2014-15	Blackhawks	NHL	4	1	1	2	2	-	-	-	-	-
	Canucks	NHL	17	0	2	2	8	-	-	-	-	-
	Rockford	AHL	38	1	12	13	20	-	-	-	-	-
2015-16	Utica	AHL	11	1	4	5	28	23	3	5	8	26
2015-16	Penguins	NHL	9	0	1	1	10	-	-	-	-	-
	Oilers	NHL	20	1	5	6	10	-	-	-	-	-
	Wilkes-Barre/Scranton	AHL	6	0	3	3	0	-	-	-	-	-
NHL TOTALS			50	2	9	11	30	-	-	-	-	-



TROY DONNAY

DEFENSEMAN

HEIGHT **6'7"** WEIGHT **203** SHOOTS **RIGHT** BORN **FEB 18, 1994** BIRTHPLACE **FENTON, MI**

AHL CAREER: 2015-16: Skated in one game with Hartford ... Recorded one shot on goal while making his AHL debut on Apr. 16 at St. John's.

ECHL CAREER: 2015-16: Tied for fourth on Greenville in plus/minus rating (plus-three) ... Tallied his first career ECHL assist/point and posted a plus-three rating while making his ECHL debut on Oct. 17 at Orlando ... Posted a plus-three rating on Nov. 25 at Norfolk ... Registered a point in five games over an eight-game span from Jan. 22 vs. Evansville to Feb. 16 at South Carolina (two goals, three assists over the span) ... Recorded his first career ECHL goal on Jan. 22 vs. Evansville ... Tallied an assist in two consecutive games on Feb. 13 vs. Norfolk and Feb. 16 at South Carolina (two assists).

JUNIOR CAREER: 2014-15: Established OHL career-highs in goals (four), assists (19), and points (23) with Erie ... Ranked sixth on the team – and ranked second among team defensemen – in plus/minus rating (plus-26) ... Recorded 10 points (three goals, seven assists) and a plus-15 rating in seven games in October, and tallied a point in six of the seven contests ... Posted a plus-two rating or better in each of his first six games of the season (plus-15 rating over the span) ... Notched a point in each of his first four games of the season from Oct. 10 at Kitchener to Oct. 22 vs. Niagara ... Recorded two points (one goal, one assist) and tied a single-game OHL career-high with a plus-four rating while making his season debut on Oct. 10 at Kitchener ... Established single-game OHL career-highs with three assists and three points, and posted a plus-two rating on Oct. 18 vs. London ... Tallied the game-winning goal and posted a plus-two rating on Oct. 22 vs. Niagara ... Posted a career-high three-game point streak from Oct. 25 at Sudbury to Nov. 1 vs. Ottawa ... Registered a career-high three-game assist streak from Jan. 11 vs. London to Jan. 17 vs. North Bay ... Established OHL playoff career-highs in games played (19), assists (five), and points (five) ... Tied for third among team defensemen in assists in the playoffs ... Notched an assist and posted a plus-three rating on May 11 vs. Oshawa. **2013-14:** Established an OHL career-high in plus/minus rating (plus-40) ... Tied for seventh among OHL defensemen in plus/minus rating ... Ranked sixth on Erie in plus/minus rating ... Registered his first career OHL game-winning goal on Oct. 23 vs. Plymouth ... Notched an assist and posted a plus-two rating in two consecutive games on Jan. 30 at Niagara and Jan. 31 at Owen Sound ... Recorded an assist/point in four of his final five regular season games, tallying five points (one goal, four assists) over the span ... Notched two points (one goal, one assist) and posted a plus-three rating on Mar. 8 vs. Kitchener ... Made his OHL playoff debut on Mar. 21 vs. Saginaw ... Recorded his first career OHL playoff assist/point and posted a plus-two rating on Apr. 2 at Sault Ste. Marie ... Registered his first career OHL playoff goal/game-winning goal on Apr. 7 vs. Sault Ste. Marie. **2012-13:** Established an OHL career-high in games played (68) ... Tallied an assist in back-to-back games on Oct. 19 at London and Oct. 20 vs. Windsor. **2011-12:** Split the season between London and Erie ... Recorded three assists and posted a plus-seven rating in 23 games with London ... Made his debut with Erie on Jan. 6 vs. Sarnia ... Tallied his first career OHL goal, as well as his first goal/point with Erie, on Jan. 7 vs. Kitchener ... Posted his first career multi-assist/point game by registering two assists on Mar. 10 vs. Kitchener. **2010-11:** Posted a plus-one rating while making his OHL debut on Oct. 1 vs. Owen Sound ... Notched his first career OHL assist/point and posted a plus-two rating on Nov. 12 vs. Barrie.

CAREER TRANSACTIONS: July 31, 2013 – Signed by the Rangers as an undrafted free agent.

SEASON	TEAM	LEAGUE	REGULAR SEASON					PLAYOFFS				
			GP	G	A	PTS	PIM	GP	G	A	PTS	PIM
2010-11	London	OHL	25	0	1	1	12	-	-	-	-	-
2011-12	London	OHL	23	0	3	3	16	-	-	-	-	-
	Erie	OHL	27	1	4	5	28	-	-	-	-	-
2012-13	Erie	OHL	68	1	7	8	48	-	-	-	-	-
2013-14	Erie	OHL	66	2	17	19	92	14	1	1	2	12
2014-15	Erie	OHL	45	4	19	23	53	19	0	5	5	21
2015-16	Hartford	AHL	1	0	0	0	0	-	-	-	-	-
	Greenville	ECHL	61	2	9	11	48	-	-	-	-	-

STEVEN FOGARTY

CENTER



HEIGHT 6'3" WEIGHT 206 SHOOTS RIGHT BORN APR 19, 1993 BIRTHPLACE CHAMBERSBURG, PA

AHL CAREER: 2015-16: Tallied one assist in three games with Hartford after completing his collegiate season ... Registered his first career AHL assist/point and posted a plus-one rating while making his AHL debut on Apr. 1 vs. Hershey.

COLLEGE CAREER: 2015-16: Established collegiate career-highs in goals (10), assists (13), and points (23) in his senior season ... Served as the University of Notre Dame's captain for the second consecutive season ... Tied for fifth on Notre Dame in goals ... Tallied 15 points (six goals, nine assists) in 22 games against Hockey East opponents ... Registered his first career collegiate hat trick, tied a single-game collegiate career-high with four points (three goals, one assist), and recorded the game-winning goal in Notre Dame's season opener on Oct. 16 at Penn State ... Tallied two assists on Oct. 23 vs. Minnesota-Duluth ... Recorded eight points (two goals, six assists) in an eight-game span from Jan. 8 vs. Western Michigan to Jan. 23 at New Hampshire. **2014-15:** Established collegiate career-highs in power play goals (three) and plus/minus rating (plus-eight) ... Served as Notre Dame's captain in his junior year ... Tied for second on Notre Dame – and tied for first among team forwards – in plus/minus rating ... Tied for fourth on the team in power play goals, and ranked sixth in goals (nine) and assists (12) ... Established a single-game collegiate career-high with four points (two goals, two assists) on Oct. 17 vs. Lake Superior State ... Notched two points (one goal, one assist) on Oct. 25 vs. Niagara ... Posted two consecutive multi-assist/point games on Jan. 16 vs. UConn and Jan. 18 at UConn (four assists over the span) ... Posted a collegiate career-high three-game goal streak from Mar. 6 vs. UMass to Mar. 8 vs. UMass (three goals over the span). **2013-14:** Recorded a point in two consecutive games on Oct. 18 vs. Michigan Tech and Oct. 20 vs. Michigan Tech (one goal, one assist) ... Registered two goals, recorded seven shots on goal, and posted a plus-two rating on Jan. 18 vs. Lake Superior State. **2012-13:** Helped Notre Dame win the Central Collegiate Hockey Association (CCHA) Championship in his freshman year ... Established collegiate career-highs in games played (41) and game-winning goals (two) ... Made his collegiate hockey debut on Oct. 12 vs. Maine ... Registered two goals, including his first career collegiate goal/point, and tallied his first career collegiate game-winning goal on Oct. 27 at Northern Michigan ... Notched his first career collegiate assist on Nov. 9 at Boston College.

JUNIOR A CAREER: 2011-12: Named to the British Columbia Hockey League (BCHL) All-Rookie Team and helped Penticton win the BCHL Championship ... Led the BCHL in game-winning goals (11), tied for the league lead in shorthanded points (six), tied for second in shorthanded goals (four), ranked ninth in points (82), and tied for 10th in goals (33) ... Tied for second on Penticton in game-winning goals (two) and tied for fifth in goals (four) in the playoffs ... Tallied five points (two goals, three assists) in five games to help Penticton win the Doyle Cup ... Registered three points (one goal, two assists) in six games with Penticton in the RBC Cup.

USHL CAREER: 2010-11: Registered two goals in six games with the Chicago Steel.

HIGH SCHOOL CAREER: 2010-11: Split the season between Edina High School in Minnesota and Team Southwest of the Upper Midwest High School Elite League (UMHSEL) ... Recorded 40 points (23 goals, 17 assists) in 24 games at Edina ... Tallied nine points (two goals, seven assists) in six playoff contests at Edina ... Registered 14 points (10 goals, four assists) in 19 games with Team Southwest and tallied seven points (two goals, five assists) in three playoff contests. **2009-10:** Recorded 30 points (18 goals, 12 assists) in 25 games at Edina ... Notched 10 points (three goals, seven assists) in six playoff contests at Edina.

CAREER TRANSACTIONS: June 25, 2011 – Selected by the Rangers in the third round, 72nd overall, of the 2011 NHL Entry Draft.

SEASON	TEAM	LEAGUE	REGULAR SEASON					PLAYOFFS				
			GP	G	A	PTS	PIM	GP	G	A	PTS	PIM
2009-10	Edina High	USHS	25	18	12	30	4	6	3	7	10	2
2010-11	Edina High	USHS	24	23	17	40	12	6	2	7	9	10
	Team Southwest	USHS	19	10	4	14	10	3	2	5	7	4
	Chicago	USHL	6	2	0	2	2	-	-	-	-	-
2011-12	Penticton	BCHL	60	33	48	81	32	15	4	4	8	12
	Penticton	RBC Cup	-	-	-	-	-	6	1	2	3	4
2012-13	Univ. of Notre Dame	NCAA	41	5	5	10	4	-	-	-	-	
2013-14	Univ. of Notre Dame	NCAA	33	3	8	11	10	-	-	-	-	
2014-15	Univ. of Notre Dame	NCAA	39	9	12	21	6	-	-	-	-	
2015-16	Univ. of Notre Dame	NCAA	37	10	13	23	26	-	-	-	-	
	Hartford	AHL	3	0	1	1	0	-	-	-	-	



JOHN GILMOUR

DEFENSEMAN

HEIGHT **6'0"** WEIGHT **195** SHOOTS **LEFT** BORN **MAY 17, 1993** BIRTHPLACE **MONTREAL, QC**

COLLEGE CAREER: 2015-16: Established collegiate career-highs in several categories, including goals (nine), assists (4), and points (23), and tied his collegiate career-high in plus/minus rating (plus-three) ... Ranked fifth among NCAA defensemen in power play points (16), tied for fifth among NCAA defensemen in power play assists (12), and tied for eighth among NCAA defensemen in goals and power play goals (four) ... Ranked second among Providence defensemen in goals and points ... Recorded 16 points (seven goals, nine assists) in 19 intra-conference games in which he played; helped Providence post a 16-3-3 record in games against Hockey East opponents during the season ... Providence posted a 23-7-4 record in games which he played, including a 13-1-3 record in games which he tallied a point ... Tied a collegiate career-high with a four-game point streak from Nov. 14 at Boston University to Nov. 28 vs. Yale (one goal, four assists) ... Tied a single-game collegiate career-high with two assists on Jan. 16 at Vermont ... Posted the second multi-goal game of his collegiate career by registering two goals on Feb. 13 at UConn. **2014-15:** Registered 11 points (four goals, seven assists) in 30 games while helping Providence win the National Championship ... Providence posted a 5-2-1 record in games which he tallied a point, including a 4-0-0 record in contests which he registered a goal ... Tied a single-game collegiate career-high with three points (one goal, two assists) and posted a plus-two rating on Dec. 9 vs. Colgate ... Skated in his 100th career collegiate game on Jan. 30 at Boston College ... Tallied two points (one goal, one assist), including the game-winning goal, in Game 2 of the Hockey East Quarterfinals against New Hampshire on Mar. 14 ... Registered five shots on goal and posted a plus-one rating in the National Championship Game on Apr. 11 against Boston University. **2013-14:** Established a collegiate career-high in games played (39) ... Ranked third on Providence in assists (13) and tied for sixth on the team in points ... Led Providence defensemen in assists and points, and tied for second among team defensemen in goals (five) ... Was one of three Providence defensemen who skated in all of the team's 39 games ... Established single-game collegiate career-highs with two goals and three points, and registered the game-winning goal on Oct. 11 vs. Minnesota State; named Hockey East Weekly Top Performer ... Established collegiate career-highs with a four-game assist/point streak from Nov. 22 vs. New Hampshire to Nov. 30 vs. Brown (four assists over the span) ... Posted a four-game point streak from Jan. 17 at Colorado College to Jan. 25 at UMass-Lowell (two goals, two assists). **2012-13:** Established a collegiate career-high in plus/minus rating (plus-three) ... Was one of seven players - and the only freshman - who skated in all of Providence's 38 games ... Ranked second among Providence defensemen in goals (four) and points (13), and ranked third among Providence defensemen in assists (nine) ... Registered two assists, including his first career collegiate assist/point, while making his collegiate debut on Oct. 12 vs. Sacred Heart ... Posted a three-game point streak from Oct. 20 at Miami to Oct. 27 vs. Maine (two goals, one assist); named Hockey East Weekly Top Performer ... Tallied his first career collegiate goal on Oct. 20 at Miami ... Recorded two assists, including an assist on the game-winning goal, on Mar. 2 at Boston College ... Registered a goal in Game 1 of the Hockey East Quarterfinals against New Hampshire on Mar. 15.

USHL CAREER: 2011-12: Registered 24 points (10 goals, 14 assists) in 58 games with the Cedar Rapids RoughRiders ... Led Cedar Rapids defensemen in goals and ranked third among team defensemen in assists and points ... Made his USHL debut on Oct. 1 vs. Indiana ... Registered two points (one goal, one assist), including his first career USHL goal, assist, and point, on Oct. 14 vs. Sioux City ... Tallied one assist in two playoff games.

PREP SCHOOL CAREER: 2010-11: Recorded 11 points (four goals, seven assists) in 13 games with Gilmour Academy of the Midwest Prep Hockey League (MPHL) ... Notched two assists in three playoff contests.

CAREER TRANSACTIONS: June 30, 2013 - Selected by Calgary in the seventh round, 198th overall, of the 2013 NHL Entry Draft. **August 18, 2016** - Signed by the Rangers as a free agent.

SEASON	TEAM	LEAGUE	REGULAR SEASON					PLAYOFFS				
			GP	G	A	PTS	PIM	GP	G	A	PTS	PIM
2010-11	Gilmour Academy	MPHL	13	4	7	11	8	3	0	2	2	0
2011-12	Cedar Rapids	USHL	58	10	14	24	14	2	0	1	1	0
2012-13	Providence	NCAA	38	4	9	13	35	-	-	-	-	-
2013-14	Providence	NCAA	39	5	13	18	22	-	-	-	-	-
2014-15	Providence	NCAA	30	4	7	11	10	-	-	-	-	-
2015-16	Providence	NCAA	34	9	14	23	18	-	-	-	-	-

RYAN GRAVES

DEFENSEMAN



HEIGHT 6'5" WEIGHT 216 SHOOTS LEFT BORN MAY 21, 1995 BIRTHPLACE YARMOUTH, NS

AHL CAREER: 2015-16: Led Hartford defensemen in goals (nine) and ranked second among team defensemen in plus/minus rating (plus-six) ... Made his AHL debut on Oct. 10 vs. St. John's ... Registered two points (one goal, one assist), including his first career AHL goal, assist, and point, and posted a plus-two rating on Oct. 23 at Syracuse ... Notched a goal in two consecutive games on Dec. 6 at Bridgeport and Dec. 11 at Providence ... Recorded two points (one goal, one assist) and posted a plus-three rating on Jan. 24 vs. Portland ... Represented the Wolf Pack in the 2016 AHL All-Star Challenge; won the AHL Skills Competition's Hardest Shot contest with a 103.4 MPH shot ... Tallied two goals, including his first career AHL game-winning goal, on Mar. 13 at Portland.

JUNIOR CAREER: 2014-15: Established QMJHL career-highs in goals (15), assists (24), points (39), shooting percentage (9.4%), and power play goals (four) ... Tied for third among QMJHL defensemen in goals; tied for first among QMJHL defensemen in goals after he made his season debut on Nov. 7 ... Tied for eighth among QMJHL defensemen (min. 2 games played) in points per game (0.78) ... Skated in two games with the QMJHL All-Stars at the 2014 Super Series ... Registered his first career QMJHL multi-goal game and three-point game, and tallied the game-winning goal, on Dec. 3 vs. Gatineau ... Tallied his first career QMJHL hat trick on Dec. 18 at Rimouski ... Tallied 20 points (seven goals, 13 assists) in a 21-game span from Jan. 23 vs. Halifax to Mar. 20 vs. Rimouski ... Established QMJHL playoff career-highs in goals (five) and points (11) ... Tied for third among QMJHL defensemen in goals, tied for fourth in plus/minus rating (plus-11), and tied for fifth in points ... Registered his first career QMJHL playoff game-winning goal in Game 7 vs. Cape Breton on Apr. 7 ... Registered five points (two goals, three assists) in five games during the 2015 Memorial Cup ... Named to the CHL Memorial Cup All-Star Team. **2013-14:** Split the season between Charlottetown and Val-d'Or ... Established QMJHL career-highs in plus/minus rating (plus-20) and shots on goal (166) ... Skated in two games with the QMJHL All-Stars at the 2013 Super Series ... Recorded 10 points (two goals, eight assists) and posted a plus-22 rating in 26 games with Val-d'Or ... Established QMJHL playoff career-highs in games played (24), assists (seven), and plus/minus rating (plus-12) while helping Val-d'Or capture the QMJHL championship ... Ranked seventh in the QMJHL – and ranked third among QMJHL defensemen – in plus/minus rating in the playoffs ... Notched his first career QMJHL playoff assist/point on Mar. 21 vs. Acadie-Bathurst ... Established a single-game playoff career-high with two assists on May 7 vs. Baie-Comeau ... Established single-game playoff career-highs with three points (one goal, two assists) and a plus-four rating, and tallied his first career QMJHL playoff goal on May 11 vs. Baie-Comeau ... Tallied two assists and posted a plus-one rating in four games during the 2014 Memorial Cup. **2012-13:** Established a QMJHL career-high in games played (68) with Prince Edward Island (PEI) ... Registered 16 points (three goals, 13 assists) and posted a plus-seven rating during the regular season ... Skated in six playoff games with PEI ... Made his QMJHL playoff debut on Mar. 22 vs. Val-d'Or. **2011-12:** Recorded nine points (two goals, seven assists) with PEI ... Made his QMJHL debut on Sept. 9 vs. Halifax ... Recorded his first career QMJHL goal/point on Sept. 15 at Moncton ... Notched his first career QMJHL assist on Oct. 16 vs. Drummondville.

JUNIOR A CAREER: 2010-11: Skated in one regular season game and three playoff games with the Yarmouth Mariners of the Maritime Junior A Hockey League (MJRHL).

MIDGET CAREER: 2010-11: Registered 12 points (five goals, seven assists) in 32 games with the South Shore Mustangs of the Nova Scotia Major Midget Hockey League (NSMMHL) ... Received the NSMMHL Rookie Defenseman Award ... Tallied six assists in five playoff games with South Shore.

CAREER TRANSACTIONS: June 30, 2013 – Selected by the Rangers in the fourth round, 110th overall, of the 2013 NHL Entry Draft.

SEASON	TEAM	LEAGUE	REGULAR SEASON					PLAYOFFS				
			GP	G	A	PTS	PIM	GP	G	A	PTS	PIM
2010-11	South Shore	NSMHL	32	5	7	12	58	5	0	6	6	8
	Yarmouth Mariners	MJRHL	1	0	0	0	2	3	0	0	0	2
2011-12	P.E.I.	QMJHL	62	2	7	9	34	-	-	-	-	-
	Canada Atlantic U17	WHC-17	5	0	0	0	2	-	-	-	-	-
2012-13	P.E.I.	QMJHL	68	3	13	16	90	6	0	0	0	6
2013-14	Charlottetown	QMJHL	39	3	9	12	52	-	-	-	-	-
	Val-d'Or	QMJHL	26	2	8	10	16	24	1	7	8	24
	Val-d'Or	M-Cup	-	-	-	-	-	4	0	2	2	4
2014-15	Quebec	QMJHL	50	15	24	39	49	21	5	6	11	25
	Quebec	M-Cup	-	-	-	-	-	5	2	3	5	4
2015-16	Hartford	AHL	74	9	12	21	53	-	-	-	-	-



RYAN GROPP

LEFT WING

HEIGHT **6'2"** WEIGHT **190** SHOOTS **LEFT** BORN **SEP 16, 1996** BIRTHPLACE **KAMLOOPS, BC**

JUNIOR CAREER: 2015-16: Established WHL career-highs in goals (34), assists (36), points (70), plus/minus rating (plus-10), and power play goals (12), and tied his WHL career-high in game-winning goals (six) ... Tallied at least 30 goals for the second consecutive season ... Led Seattle in goals, tied for the team lead in power play goals, ranked second in points and game-winning goals, ranked third in assists, tied for third in power play assists (17), and tied for fourth in plus/minus rating ... Tallied a point in 44 of 66 games in which he played ... Represented the WHL in the 2015 Canada/Russia Series and tallied one assist in two games ... Tallied a point in 25 of his final 31 regular season games, registering 38 points (16 goals, 22 assists) over the span ... Posted a WHL career-high nine-game point streak from Feb. 8 at Kelowna to Feb. 27 vs. Everett (five goals, nine assists over the span) ... Established WHL playoff career-highs in games played (11), goals (six), points (nine), and game-winning goals (two) while helping Seattle advance to the WHL Championship ... Tied for second on Seattle in game-winning goals and tied for fourth in goals in the playoffs ... Registered two points (one goal, one assist), including the game-winning goal, on Apr. 15 at Everett ... Tallied four points (three goals, one assist) in five games during the WHL Championship Series against Brandon. **2014-15:** Established WHL career-highs in games played (67) and game-winning goals (six) ... Led Seattle in goals (30), points (58), and game-winning goals, and ranked third in assists (28) ... Registered 30 goals in a season for the first time in his WHL career ... Selected to play in the CHL Top Prospects Game ... Established a single-game WHL career-high with four goals on Mar. 20 at Spokane ... Established a WHL playoff career-high in assists (seven) ... Led Seattle in assists, tied for the team lead in power play assists (three), and tied for second in points (eight) in the playoffs. **2013-14:** Tied for fourth among WHL rookies in power play goals (eight), tied for fifth in goals (18), and ranked 12th in points (42) ... Ranked third on Seattle in power play goals and game-winning goals (four) ... Registered his first career WHL goal/point while making his WHL debut on Oct. 25 at Tri-City ... Tallied his first career WHL assist on Nov. 22 at Vancouver ... Registered his first career WHL hat trick and established a single-game WHL career-high with four points (three goals, one assist) on Jan. 7 at Prince George ... Recorded four points (one goal, three assists) in nine playoff games ... Notched his first career WHL playoff goal/point, which was the game-winning goal, while making his WHL playoff debut on Mar. 22 vs. Everett ... Tallied his first career WHL playoff assist on Mar. 25 vs. Everett.

JUNIOR A CAREER: 2013-14: Registered eight points (three goals, five assists) in 10 games with Penticton of the British Columbia Hockey League (BCHL). **2012-13:** Established BCHL career-highs in games played (50), goals (12), assists (19), and points (31) ... Selected as the BCHL's Rookie of the Year for the Interior Conference ... Registered nine points (four goals, five assists) in 15 playoff games. **2011-12:** Tallied one goal in two contests with Penticton.

COLLEGE CAREER: 2011-12: Recorded eight points (three goals, five assists) in eight games with St. Andrew's College of the Conference of Independent Schools Athletic Association (CISAA) ... Notched two points (one goal, one assist) in two playoff games while helping St. Andrew's College with the CISAA Championship.

MIDGET CAREER: 2011-12: Registered 51 points (21 goals, 30 assists) in 41 games with Okanagan Hockey Academy in British Columbia ... Tallied one assist in one playoff contest.

INTERNATIONAL CAREER: 2014: Notched two points (one goal, one assist) in seven games while helping Canada earn a bronze medal at the 2014 IIHF World U18 Championship. **2013:** Recorded three points (two goals, one assist) in five games while skating with Canada-Pacific in the 2013 World U17 Hockey Challenge.

CAREER TRANSACTIONS: June 27, 2015 - Selected by the Rangers in the second round, 41st overall, of the 2015 NHL Entry Draft.

SEASON	TEAM	LEAGUE	REGULAR SEASON					PLAYOFFS				
			GP	G	A	PTS	PIM	GP	G	A	PTS	PIM
2011-12	Okanagan Hockey Academy	OMAHA	41	21	30	51	60	1	0	1	1	0
	St. Andrew's College	CISAA	8	3	5	8	20	2	1	1	2	0
	Penticton	BCHL	2	1	0	1	0	-	-	-	-	-
2012-13	Penticton	BCHL	50	12	19	31	26	15	4	5	9	4
	Canada-Pacific	WHC-17	5	2	1	3	8	-	-	-	-	-
2013-14	Penticton	BCHL	10	3	5	8	2	-	-	-	-	-
	Seattle	WHL	59	18	24	42	22	9	1	3	4	0
	Canada	WJ18	7	1	1	2	0	-	-	-	-	-
2014-15	Seattle	WHL	67	30	28	58	44	6	1	7	8	8
2015-16	Seattle	WHL	66	34	36	70	40	11	6	3	9	4

BRANDON HALVERSON

GOALTENDER



HEIGHT 6'4" WEIGHT 212 CATCHES LEFT BORN MAR 29, 1996 BIRTHPLACE TRAVERSE CITY, MI

JUNIOR CAREER: 2015-16: Posted a .907 SV% (1,228 saves on 1,354 shots); registered a SV% of .900 or better for the third consecutive season ... Made at least 30 saves in 24 of 43 appearances ... Earned a win in four straight appearances from Dec. 2 vs. Sudbury to Dec. 10 at Peterborough ... Made a single-game season-high 40 saves on 41 shots and earned a win on Dec. 10 at Peterborough ... Stopped 35 of 37 shots he faced and earned a win on Jan. 20 vs. Sudbury ... Established OHL playoff career-highs in SV% (.905) and saves (379) ... Ranked fifth in the OHL (min. three appearances) in SV% in the playoffs ... Ranked fourth in the OHL in saves and ranked fifth in wins (five) in the playoffs ... Made at least 30 saves in each of his first four playoff appearances ... Stopped 39 of 41 shots he faced and earned a win on Mar. 27 at Sarnia ... Made 40 saves and earned a win on Mar. 31 vs. Sarnia. **2014-15:** Established OHL career-bests in appearances (50), wins (40), GAA (2.63), SV% (.913), and SO (six) ... Became the first Rangers draft pick in franchise history to earn at least 40 wins in one season of junior hockey ... Led the OHL in wins, tied for the league lead in SO, ranked third in GAA, and ranked seventh in SV% ... Earned a win in each of his first seven appearances of the season from Sept. 26 vs. Sarnia to Oct. 16 at North Bay ... Registered a win in seven consecutive appearances from Nov. 5 vs. Plymouth to Nov. 23 at Kingston; allowed two goals or fewer in five of the seven contests ... Made a single-game season-high 40 saves and earned a win on Nov. 7 vs. Belleville ... Posted a 9-0-0 record, along with a 2.98 GAA, a .902 SV%, and 1 SO in nine appearances in January ... Selected as the OHL's Goaltender of the Month for February, as he posted an 8-1-0 record, along with a 2.00 GAA, a .933 SV%, and 2 SO in nine appearances during the month ... Established OHL playoff career-highs in appearances (14), wins (10), GAA (2.94), and SO (one) ... Tied for second in the OHL in SO and tied for third in wins in the playoffs ... Posted a nine-game winning streak from Mar. 27 vs. Saginaw to Apr. 23 vs. Erie ... Stopped 25 of 26 shots he faced to earn his first career OHL playoff win while making his OHL playoff debut on Mar. 27 vs. Saginaw ... Stopped all 24 shots he faced to earn his first career OHL playoff shutout on Mar. 31 at Saginaw. **2013-14:** Ranked second among OHL rookie goaltenders in GAA (2.96), SV% (.904), and SO (two), and ranked third in wins (12) ... Stopped all 32 shots he faced to earn his first career OHL win and first career OHL shutout while making his OHL debut on Oct. 5 at Belleville ... Stopped all 35 shots he faced to earn a shutout on Mar. 7 at Sarnia ... Made a single-game OHL career-high 48 saves on Mar. 17 at Saginaw.

MIDGET CAREER: 2012-13: Posted a 9-9-2 record, along with a 2.88 GAA and a .906 SV% in 21 appearances with the Oakland Junior Grizzlies of the Tier I Midwest Elite Hockey League (TIEHL) ... Registered a 2-1 record, along with a 1.46 GAA and a .953 SV% in four playoff appearances. **2011-12:** Appeared in 20 games with the Detroit Little Caesars of the High Performance Hockey League (HPLL). **2010-11:** Made 22 appearances with Detroit Victory Honda of the Tier I Midwest Elite Hockey League (TIEHL) and three appearances with Detroit Victory Honda in Midget Minor Hockey.

INTERNATIONAL CAREER: 2016: Posted a 1-0 record, along with a 0.65 GAA and a .973 SV% in two appearances while helping the United States earn a bronze medal at the 2016 IIHF World Junior Championship ... Stopped 36 of 37 shots he faced in the tournament. **2015:** Posted a 1-0 record, along with a 0.00 GAA, a 1.000 SV%, and 1 SO in one appearance while representing the United States at the 2015 IIHF World Junior Championship ... Stopped all 14 shots he faced to earn his first career international win and international shutout while making his international debut on Dec. 28, 2014 against Germany.

CAREER TRANSACTIONS: June 28, 2014 – Selected by the Rangers in the second round, 59th overall, of the 2014 NHL Entry Draft.

SEASON	TEAM	LEAGUE	REGULAR SEASON						PLAYOFFS						
			GP	W	L	T/OT	SO	GAA	SV%	GP	W	L	SO	GAA	SV%
2010-11	Detroit Victory Honda	TIEHL	22	4	10	6	1	3.11	.873	-	-	-	-	-	-
	Detroit Victory Honda	Minor-MI	3	1	2	0	1	3.00	-	-	-	-	-	-	
2011-12	Detroit Little Caesars	HPLL	20	6	10	2	1	3.09	.897	-	-	-	-	-	
2012-13	Oakland Jr. U18	TIEHL	21	9	9	2	0	2.88	.906	4	2	1	0	1.46	.953
2013-14	Sault Ste. Marie	OHL	19	12	6	1	2	2.96	.904	-	-	-	-	-	
2014-15	Sault Ste. Marie	OHL	50	40	5	2	6	2.63	.913	14	10	4	1	2.94	.893
	United States	WJC	1	1	0	0	1	0.00	1.000	-	-	-	-	-	
2015-16	Sault Ste. Marie	OHL	43	20	17	4	0	3.00	.907	12	5	7	0	3.23	.905
	United States	WJC	2	1	0	0	0	0.65	.973	-	-	-	-	-	



MAGNUS HELLBERG

GOALTENDER

HEIGHT **6'6"** WEIGHT **209** CATCHES **LEFT** BORN **APR 4, 1991** BIRTHPLACE **UPPSALA, SWEDEN**

NHL CAREER: 2015-16: Appeared in one game with the Rangers ... Made his debut with the Rangers on Dec. 20 vs. WSH. **2013-14:** Made his NHL debut with Nashville on Oct. 26 vs. STL.

AHL CAREER: 2015-16: Established AHL career-bests in appearances (53), wins (30), and saves (1,383) ... Ranked third in the AHL in wins, appearances, and saves, tied for sixth in GAA (2.40), tied for 12th in SO (three), and tied for 13th in SV% (.918) ... Became the first Wolf Pack goaltender to earn 30 wins in one season since 2004-05 (Jason LaBarbera) ... Stopped 27 of 29 shots he faced while making his debut with the Wolf Pack on Oct. 10 vs. St. John's ... Made 34 saves and earned his first win with Hartford on Oct. 14 vs. Providence ... Stopped all 30 shots he faced and earned a shutout on Oct. 17 vs. Utica ... Posted an eight-game winning streak from Jan. 9 vs. Bridgeport to Jan. 27 at Wilkes-Barre/Scranton, establishing an AHL career-high (1.73 GAA, .944 SV%, 1 SO over the span). **2014-15:** Earned a win in each of his first six appearances of the season ... Posted a 5-0-1 record, along with a 1.28 GAA, a .950 SV%, and 1 SO in seven appearances in November ... Represented the Western Conference at the 2015 AHL All-Star Game. **2013-14:** Made 26 saves in regulation and overtime, and stopped all four players he faced in the shootout to earn a win on Oct. 12 at Abbotsford ... Tied a single-game AHL career-high with 43 saves on Nov. 10 at San Antonio. **2012-13:** Established AHL career-bests in GAA (2.14), SV% (.924), and SO (six) ... Tied for second in the AHL in SO, ranked fourth in GAA, and tied for fourth in SV%; led AHL rookie goaltenders in GAA and SO ... Made 17 saves and earned his first career AHL win while making his AHL debut on Oct. 21 at Houston ... Was named AHL Goaltender of the Month in February, as he posted a 6-1-0 record, along with a 1.36 GAA, a .950 SV%, and 2 SO in eight appearances ... Posted a 1.69 GAA, a .944 SV%, and 1 SO in four playoff appearances.

ECHL CAREER: 2013-14: Posted a 5-1-1 record in seven appearances with Cincinnati. **2012-13:** Appeared in two games with Cincinnati ... Earned his first career ECHL win while making his ECHL debut on Nov. 30 vs. Evansville.

EUROPEAN CAREER: 2011-12: Posted a 2.48 GAA, a .908 SV%, and 2 SO in 17 appearances with Frolunda ... Appeared in two games with Frolunda J20 ... Appeared in one regular season game and two playoff games with Orebro. **2010-11:** Posted a 2.04 GAA and a .936 SV% in 31 appearances with Almtuna of Allsvenskan in Sweden ... Ranked second in the league in GAA and SV% ... Made three appearances while on loan to IFK Kumla, posting a 2.01 GAA and a .938 SV%. **2009-10:** Registered a 1.97 GAA and a .929 SV% in 22 appearances with Almtuna Uppsala Jr. in the SWE-Jr. league ... Led the league in GAA and SV%. **2008-09:** Posted a 3.12 GAA and a .900 SV% in 33 games with Wings Arlanda U18 in the J18 Elit league. **2007-08:** Split the season between Wings Arlanda U18 and Wings Arlanda Jr.

CAREER TRANSACTIONS: June 25, 2011 - Selected by Nashville in the second round, 38th overall, of the 2011 NHL Entry Draft. **July 1, 2015** - Acquired by the Rangers in exchange for a sixth-round pick in the 2017 NHL Entry Draft.

SEASON	TEAM	LEAGUE	REGULAR SEASON							PLAYOFFS					
			GP	W	L	T/OT	SO	GAA	SV%	GP	W	L	SO	GAA	SV%
2007-08	Wings Arlanda U18	SWE-U18	11	-	-	-	-	-	.898	-	-	-	-	-	-
	Wings Arlanda Jr.	SWE-Jr.	1	-	-	-	-	8.00	.826	-	-	-	-	-	
2008-09	Wings Arlanda U18	SWE-U18	33	-	-	-	2	3.12	.900	-	-	-	-	-	
	Wings Arlanda	SWE-3	2	-	-	-	0	3.52	.844	-	-	-	-	-	
2009-10	Almtuna Uppsala Jr.	SWE-Jr.	22	-	-	-	2	1.97	.929	-	-	-	-	-	
	IF Vallentuna BK	SWE-3	1	-	-	-	0	7.57	.833	-	-	-	-	-	
2010-11	IFK Kumla IK	SWE-3	3	-	-	-	0	2.01	.938	-	-	-	-	-	
	Almtuna Uppsala	Allsvenskan	31	-	-	-	5	2.04	.936	5	-	0	3.24	.908	
2011-12	Frolunda	SHL	17	-	-	-	2	2.60	.904	-	-	-	-	-	
	Frolunda Jr.	SuperElit	2	-	-	-	0	4.00	.837	-	-	-	-	-	
	Orebro	Allsvenskan	3	-	-	-	0	3.33	-	-	-	-	-	-	
2012-13	Milwaukee	AHL	39	22	13	0	6	2.14	.924	4	1	3	1	1.69	.944
	Cincinnati	ECHL	2	1	1	0	0	2.52	.923	-	-	-	-	-	
2013-14	Predators	NHL	1	0	0	0	0	5.00	.750	-	-	-	-	-	
	Milwaukee	AHL	21	5	13	1	1	2.82	.911	-	-	-	-	-	
	Cincinnati	ECHL	7	5	1	1	0	2.89	.901	-	-	-	-	-	
2014-15	Milwaukee	AHL	38	15	10	6	3	2.33	.913	-	-	-	-	-	
2015-16	RANGERS	NHL	1	0	0	0	0	6.00	.667	-	-	-	-	-	
	Hartford	AHL	53	30	20	3	3	2.40	.918	-	-	-	-	-	
NHL TOTALS			2	0	0	0	0	5.59	.700	-	-	-	-	-	
NYR TOTALS			1	0	0	0	0	6.00	.667	-	-	-	-	-	

MAREK HRIVIK

LEFT WING



HEIGHT 6'2" WEIGHT 197 SHOOTS LEFT BORN AUG 28, 1991 BIRTHPLACE ZILINA, SLOVAKIA

NHL CAREER: 2015-16: Registered one assist and posted a plus-three rating in five games with the Rangers ... Made his NHL debut on Feb. 21 vs. DET ... Tallied his first career NHL assist/point and posted a plus-one rating on Feb. 23 at NJD ... Posted a plus-one rating and led all Rangers forwards with 18:18 of ice time on Apr. 9 vs. DET.


AHL CAREER: 2015-16: Established AHL career-highs in assists (29) and points (41) ... Tied for the team lead in assists, ranked third on Hartford in points, and tied for sixth in goals (12) ... Recorded three points (one goal, two assists), including the game-winning goal, on Dec. 12 vs. Bridgeport ... Tallied a point in 22 of his final 36 AHL games of the season, recording 26 points (nine goals, 17 assists) in those contests ... Notched a point in seven games over an eight-game span from Jan. 9 vs. Bridgeport to Jan. 27 at Wilkes-Barre/Scranton (two goals, six assists over the span). **2014-15:** Established an AHL career-high in plus/minus rating (plus-eight) ... Ranked fourth on Hartford in plus/minus rating ... Posted a three-game assist/point streak from Dec. 7 vs. Binghamton to Dec. 12 vs. Worcester ... Tallied a point in 12 of 15 games from Dec. 31 at Portland to Feb. 7 at Bridgeport, registering 14 points (six goals, eight assists) over the span ... Established AHL playoff career-highs in games played (15) and assists (six), and tied his playoff career-high in points (nine) ... Ranked third on Hartford in assists, tied for fourth in points, and tied for fifth in goals (three) in the playoffs. **2013-14:** Established AHL career-highs in games played (74), goals (13), and shots on goal (119) ... Tied for sixth on Hartford in goals ... Posted a five-game point streak from Oct. 12 at Adirondack to Oct. 25 at Albany (one goal, four assists over the span). **2012-13:** Tied for seventh on the team in assists (19) ... Led all Connecticut rookies in assists and tied for fifth among Connecticut rookies in goals (seven) ... Recorded the first regular season assist of his career on Oct. 24 at Albany. **2011-12:** Made his professional debut on Mar. 31 vs. Adirondack ... Notched his first professional point with a goal on Apr. 11 at Portland ... Led Connecticut in goals (five) and tied for the team lead in points (nine) in the playoffs ... Made his professional playoff debut on Apr. 19 at Bridgeport ... Notched his first career AHL playoff goal/point on Apr. 21 at Bridgeport.

JUNIOR CAREER: 2011-12: Ranked third on Moncton in goals (29), assists (41), points (70), and power play goals (11), and tied for second in plus/minus rating (plus-13) ... Tied for second on the team in playoff points (three) and assists (two). **2010-11:** Established QMJHL career-highs in goals (38), assists (41), points (79), and power play goals (11) ... Led Moncton and tied for seventh in the league in goals, and ranked second on the team in assists, points, and power play goals ... Led Moncton in assists (six) and points (six) in the playoffs. **2009-10:** Established QMJHL career-highs in games played (66) and plus/minus rating (plus-24) ... Ranked second on the team in goals (26) and ranked fourth in points (55) ... Registered 17 points (five goals, 12 assists) in 21 playoff games to help the Wildcats capture the QMJHL Championship ... Tallied one assist in three contests at the 2010 Memorial Cup.

INTERNATIONAL CAREER: 2014: Skated in six games while representing Slovakia at the 2014 IIHF World Championship. **2011:** Skated with Slovakia at the 2011 IIHF World Junior Championship ... Ranked second on the team with two goals in six tournament games ... Tied for first in game-winning goals (one) and ranked second in power play goals (one). **2009:** Made international debut with Slovakia at the 2009 IIHF U18 World Championship ... Tied for the team lead in goals (two) and points (five), and tied for second in assists (three) ... Notched one goal in seven games with Slovakia at the 2009 IIHF World Junior Championship.

CAREER TRANSACTIONS: May 30, 2012 – Signed by the Rangers as an undrafted free agent.

SEASON	TEAM	LEAGUE	REGULAR SEASON					PLAYOFFS				
			GP	G	A	PTS	PIM	GP	G	A	PTS	PIM
2007-08	MŠHK Zilina Jr.	SLOVAK-JR.	47	17	17	34	24	-	-	-	-	-
2008-09	Slovakia	WJC-A	7	1	0	1	2	-	-	-	-	-
2009-10	Moncton	QMJHL	66	26	29	55	14	21	5	12	17	8
	Moncton	M-Cup	-	-	-	-	-	3	0	1	1	0
2010-11	Moncton	QMJHL	59	38	41	79	18	4	0	6	6	11
	Slovakia	WJC	6	2	0	2	2	-	-	-	-	-
2011-12	Moncton	QMJHL	54	29	41	70	8	4	1	2	3	0
	Connecticut	AHL	8	1	0	1	0	9	5	4	9	10
2012-13	Connecticut	AHL	40	7	19	26	10	-	-	-	-	-
2013-14	Hartford	AHL	74	13	14	27	22	-	-	-	-	-
	Slovakia	WC	6	0	0	0	0	-	-	-	-	-
2014-15	Hartford	AHL	72	12	21	33	12	15	3	6	9	6
2015-16	RANGERS	NHL	5	0	1	1	0	-	-	-	-	-
	Hartford	AHL	68	12	29	41	18	-	-	-	-	-
NHL/NYR TOTALS			5	0	1	1	0	-	-	-	-	-



TOMMY HUGHES

DEFENSEMAN

HEIGHT **6'2"** WEIGHT **223** SHOOTS **RIGHT** BORN **APR 7, 1992** BIRTHPLACE **LONDON, ON**

AHL CAREER: 2015-16: Tied AHL career-highs in goals (two), assists (seven), and points (nine) ... Registered a shorthanded goal on Oct. 18 vs. Syracuse ... Notched an assist and posted a plus-one rating in back-to-back games on Nov. 20 at Utica and Nov. 21 vs. Lehigh Valley ... Registered a "Gordie Howe Hat Trick" as he recorded a goal, an assist, and a fight, and posted a plus-three rating on Feb. 5 at Portland ... Tallied an assist and posted a plus-two rating on Apr. 8 at Springfield. **2014-15:** Established an AHL career-high in plus/minus rating (plus-six) ... Tied for sixth on Hartford – and tied for second among team defensemen – in plus/minus rating ... Tallied a primary assist on the game-winning goal and posted a plus-two rating on Oct. 21 at Worcester ... Recorded his first career AHL special teams goal by registering a shorthanded goal on Jan. 2 vs. St. John's ... Notched four assists/points and posted a plus-eight rating over the final nine regular season games ... Tallied an assist/point in two consecutive games for the first time in his AHL career on Apr. 1 at Wilkes-Barre/Scranton and Apr. 3 vs. Syracuse ... Registered three points (one goal, two assists) in 15 playoff games with Hartford ... Posted a plus-two rating and recorded three shots on goal while making his AHL playoff debut on Apr. 22 vs. Providence ... Notched his first career AHL playoff assist/point on Apr. 28 at Providence ... Tallied his first career AHL playoff goal, which was the game-winning goal in overtime, to help Hartford advance to the second round of the playoffs on May 1 vs. Providence. **2013-14:** Made his AHL debut on Oct. 5 vs. Norfolk ... Registered his first career AHL goal and assist as part of a two-point effort on Oct. 12 at Adirondack ... Recorded an assist, posted a plus-one rating, and tied for the game-high with four shots on goal on Dec. 13 vs. Adirondack.

JUNIOR CAREER: 2012-13: Established career highs in games played (67), assists (15), points (16), and penalty minutes (66) ... Tied for third among London defensemen in plus-minus rating (plus-17) ... Registered the first multi-point game of his OHL career on Sept. 23 at Guelph (one goal, one assist) ... Tallied a career-high two assists on two occasions – Feb. 22 vs. Sault Ste. Marie and Mar. 3 vs. Kitchener ... Established an OHL playoff career-high in games played (20) and tied a playoff career-high in goals (one) ... Tallied his second career playoff goal on May 11 at Barrie. **2011-12:** Established career-highs in goals (two) and plus/minus rating (plus-30) ... Ranked second on the team in plus/minus rating ... Registered the first goal of his OHL career on Jan. 13 vs. Kingston ... Recorded two assists in a three-game span from Oct. 30 vs. Sarnia to Nov. 5 at Erie ... Established playoff career-highs in goals (one), assists (three), points (four), plus/minus rating (plus-nine) and penalty minutes (20) ... Registered his first career playoff point with an assist on Apr. 13 vs. Saginaw ... Recorded his first career playoff goal on Apr. 14 at Saginaw. **2010-11:** Ranked second on London and led defensemen on the team in plus/minus rating (plus-nine) ... Registered his first career OHL point with an assist on Dec. 9 vs. Guelph ... Made his OHL playoff debut on Mar. 25 at Owen Sound. **2009-10:** Posted a plus-one rating while making his OHL debut on Jan. 21 vs. Kitchener.

JUNIOR B CAREER: 2010-11: Registered 13 points (two goals, 11 assists) in 24 games with London. **2009-10:** Skated in two games with London.

MIDGET CAREER: 2009-10: Tallied 20 points (five goals, 15 assists) in 27 games with the London Jr. Knights ... Notched eight points (three goals, five assists) in 10 playoff games ... Named an International Silverstick Midget AAA All-Star.

CAREER TRANSACTIONS: April 1, 2013 – Signed by the Rangers as an undrafted free agent.

SEASON	TEAM	LEAGUE	REGULAR SEASON					PLAYOFFS				
			GP	G	A	PTS	PIM	GP	G	A	PTS	PIM
2009-10	London Jr. Knights	MINOR-ON	27	5	15	20	38	10	3	5	8	12
	London	GOJHL	2	0	0	0	0	-	-	-	-	-
	London	OHL	7	0	0	0	0	-	-	-	-	-
2010-11	London	GOJHL	24	2	11	13	54	-	-	-	-	-
	London	OHL	39	0	6	6	39	6	0	0	0	12
2011-12	London	OHL	56	2	8	10	64	19	1	3	4	20
	London	M-Cup	-	-	-	-	-	4	0	1	1	4
2012-13	London	OHL	67	1	15	16	66	20	1	1	2	19
	London	M-Cup	-	-	-	-	-	5	0	1	1	4
2013-14	Hartford	AHL	72	2	7	9	34	-	-	-	-	-
2014-15	Hartford	AHL	42	1	6	7	27	15	1	2	3	4
2015-16	Hartford	AHL	59	2	7	9	48	-	-	-	-	-



NICKLAS JENSEN

RIGHT WING



HEIGHT 6'3" WEIGHT 216 SHOOTS LEFT BORN MAR 6, 1993 BIRTHPLACE HERNING, DENMARK

NHL CAREER: 2014-15: Skated in five games with Vancouver. **2013-14:** Recorded his first career NHL assist/point on Mar. 10 vs. NYI ... Posted a four-game point streak from Mar. 14 at WSH to Mar. 19 vs. NSH (three goals, one assist) ... Tallied his first career NHL goal on Mar. 14 at WSH ... Notched his first career NHL game-winning goal on Mar. 19 vs. NSH. **2012-13:** Skated in two games with Vancouver ... Made his NHL debut on Apr. 1 at SJS.

AHL CAREER: 2015-16: Established AHL career-highs in games played (68), goals (19), assists (18), and points (37) ... Tallied 25 points (15 goals, 10 assists) in 41 games with the Wolf Pack. **2014-15:** Tallied 28 points (14 goals, 14 assists) ... Established AHL playoff career-highs in goals (four) and points (five). **2013-14:** Tallied 21 points (15 goals, six assists) in 54 contests with Utica. **2012-13:** Recorded his first career AHL assist on Mar. 27 vs. Oklahoma City. **2011-12:** Tallied four goals in six games with Chicago ... Registered two goals in two playoff games.


EUROPEAN CAREER: 2012-13: Registered 23 points (17 goals, six assists) in 50 games with AIK in the Swedish Hockey League (SHL) ... Led all junior players in the SHL in goals. **2009-10:** Recorded 26 points (12 goals, 14 assists) in 34 games with Herning Blue Fox of Metal Ligaen in Denmark ... Tallied 10 points (six goals, four assists) in 10 playoff games. **2008-09:** Notched 43 points (28 goals, 15 assists) in 28 games with Herning U20.

JUNIOR CAREER: 2011-12: Established an OHL career-high in assists (33) and tied an OHL career-high in points (58) ... Ranked third on Oshawa in goals (25) and points ... Tallied five points (one goal, four assists) in six playoff games. **2010-11:** Established OHL career-highs in games played (61), goals (29), and points (58) ... Was selected to the OHL's Second All-Rookie Team ... Tallied 11 points (seven goals, four assists) in 10 playoff contests.

INTERNATIONAL CAREER: 2016: Registered seven points (five goals, two assists) at the 2016 IIHF World Championship. **2014:** Tallied two points (one goal, one assist) in seven games at the 2014 IIHF World Championship. **2013:** Recorded two goals at the 2013 IIHF World Championship. **2012:** Notched six points (two goals, four assists) at the 2012 IIHF World Junior Championship. **2011:** Recorded five points (two goals, three assists) and won a gold medal at the 2011 IIHF World Junior Championship (Division I/Group B). **2010:** Tallied five points (three goals, two assists) and won a silver medal at the 2010 IIHF World Junior Championship (Division I, Group A) ... Notched 15 points (13 goals, two assists) and won a silver medal at the 2010 IIHF U18 World Championship (Division I, Group A). **2009:** Won a silver medal at the 2009 IIHF U18 World Championship (Division I, Group B).

CAREER TRANSACTIONS: June 24, 2011 – Selected by Vancouver in the first round, 29th overall, of the 2011 NHL Entry Draft. **January 8, 2016** – Acquired by the Rangers, along with a sixth round pick in the 2017 NHL Entry Draft, in exchange for Emerson Etem.

SEASON	TEAM	LEAGUE	REGULAR SEASON					PLAYOFFS				
			GP	G	A	PTS	PIM	GP	G	A	PTS	PIM
2008-09	Herning U20	Denmark-U20	28	28	15	43	30	2	1	0	1	0
	Herning II	Denmark2	4	3	0	3	0	-	-	-	-	-
	Denmark	WJ18-B	5	0	1	1	6	-	-	-	-	-
2009-10	Herning	Denmark	34	12	14	26	28	10	6	4	10	8
	Denmark	WJC-B	5	3	2	5	2	-	-	-	-	-
	Denmark	WJ18-B	5	13	2	15	14	-	-	-	-	-
2010-11	Oshawa	OHL	61	29	29	58	42	10	7	4	11	2
	Denmark	WJC-B	5	2	3	5	10	-	-	-	-	-
2011-12	Oshawa	OHL	57	25	33	58	29	6	1	4	5	0
	Chicago	AHL	6	4	0	4	6	2	2	0	2	0
	Denmark	WJC	6	2	4	6	4	-	-	-	-	-
2012-13	Canucks	NHL	2	0	0	0	0	-	-	-	-	-
	AIK	SHL	50	17	6	23	16	-	-	-	-	-
	Chicago	AHL	20	2	2	4	8	-	-	-	-	-
	Denmark	Oly-Q	2	0	0	0	2	-	-	-	-	-
2013-14	Denmark	WC	3	2	0	2	2	-	-	-	-	-
	Canucks	NHL	17	3	3	6	10	-	-	-	-	-
	Utica	AHL	54	15	6	21	26	-	-	-	-	-
2014-15	Denmark	WC	7	1	1	2	8	-	-	-	-	-
	Canucks	NHL	5	0	0	0	0	-	-	-	-	-
	Utica	AHL	59	14	14	28	39	18	4	1	5	10
2015-16	Utica	AHL	27	4	8	12	20	-	-	-	-	-
	Hartford	AHL	41	15	10	25	12	-	-	-	-	-
	Denmark	WC	8	5	2	7	6	-	-	-	-	-
NHL TOTALS			24	3	3	6	10	-	-	-	-	-



ROBIN KOVACS

RIGHT WING

HEIGHT **6'0"** WEIGHT **186** SHOOTS **LEFT** BORN **NOV 16, 1996** BIRTHPLACE **STOCKHOLM, SWEDEN**

EUROPEAN CAREER: 2015-16: Established Allsvenskan career-highs in goals (21), assists (13), and points (34) in 44 games ... Named the winner of Guldgallret, which is awarded annually to the top junior player (20 years old or younger) in Allsvenskan, for the second consecutive season ... Led all players younger than 20 years old in Allsvenskan in goals and points for the second consecutive season ... Led Allsvenskan in shootout goals (eight) and game-deciding goals (four), tied for second in game-winning goals (six), ranked third in goals per game (0.48), and ranked fifth in goals and shooting percentage (.71) ... Helped AIK win the league championship in Allsvenskan ... Skated in four games with Rögle BK in the Swedish Hockey League (SHL), registering one assist ... Tallied his first career SHL assist/point on Nov. 21 against Frolunda. **2014-15:** Established an Allsvenskan career-high in games played (52) ... Named the winner of Guldgallret, which is awarded annually to the top junior player (20 years old or younger) in Allsvenskan ... Led all players younger than 20 years old in Allsvenskan in goals (17) and points (28) ... Led AIK in goals and points, and tied for third on the team in assists (11) ... Registered seven points (two goals, five assists) and posted a plus-two rating in 10 games as part of Kvalserien, a round-robin tournament ... Tallied 10 points (five goals, five assists) and posted a plus-five rating in nine regular season games with AIK Jr. in SuperElit. **2013-14:** Established SuperElit career-highs in games played (40), goals (15), assists (13), and points (28) ... Tied for fourth on AIK Jr. in goals and tied for fifth in points ... Registered two points (one goal, one assist) in two playoff contests ... Skated in three SHL games with AIK ... Tallied seven points (two goals, five assists) in seven games with AIK's J18 team in J18 Allsvenskan. **2012-13:** Registered 64 points (32 goals, 32 assists) and a plus-27 rating in 36 games with AIK's J18 team ... Tallied 30 points (14 goals, 16 assists) in 18 games in J18 Allsvenskan competition; led the league in goals and points ... Recorded 34 points (18 goals, 16 assists) and a plus-21 rating in 18 contests in J18 Elit ... Led AIK J18 in goals (four) and points (eight) in five playoff games in J18 Allsvenskan ... Tallied four points (two goals, two assists) in six SuperElit games with AIK Jr. ... Skated in one playoff game in SuperElit ... Skated in one SHL game with AIK ... Made his SHL debut on Jan. 31 against Rögle. **2011-12:** Registered 28 points (12 goals, 16 assists) and a plus-17 rating in 35 games with AIK J18.


INTERNATIONAL CAREER: 2013: Recorded one goal in four games while representing Sweden at the 2013 Ivan Hlinka Memorial Tournament ... Tallied one goal in six contests while helping Sweden earn a gold medal at the 2013 World U17 Hockey Challenge. **2012:** Registered 19 points (four goals, 15 assists) and a plus-17 rating while helping Stockholm earn a bronze medal in the TV-Pucken tournament ... Led all skaters in plus/minus rating and tied for first among all skaters in assists in the tournament. **2011:** Recorded eight points (four goals, four assists) in eight contests while representing Stockholm in the TV-Pucken tournament.

CAREER TRANSACTIONS: June 27, 2015 – Selected by the Rangers in the third round, 62nd overall, of the 2015 NHL Entry Draft.

SEASON	TEAM	LEAGUE	REGULAR SEASON					PLAYOFFS				
			GP	G	A	PTS	PIM	GP	G	A	PTS	PIM
2011-12	AIK U18	SWE-U18	35	12	16	28	61	-	-	-	-	-
2012-13	AIK	SHL	1	0	0	0	0	-	-	-	-	-
	AIK U20	SuperElit	6	2	2	4	4	1	0	0	0	0
	AIK U18	SWE-U18	36	32	32	64	83	5	4	4	8	8
	Sweden	WHC-17	6	1	0	1	4	-	-	-	-	-
2013-14	AIK	SHL	3	0	0	0	0	-	-	-	-	-
	AIK U20	SuperElit	40	15	13	28	87	2	1	1	2	6
	AIK U18	SWE-U18	7	2	5	7	51	-	-	-	-	-
2014-15	AIK U20	SuperElit	9	5	5	10	8	-	-	-	-	-
	AIK	Allsvenskan	52	17	11	28	63	10	2	5	7	4
2015-16	Rögle BK	SHL	4	0	1	1	0	-	-	-	-	-
	AIK	Allsvenskan	44	21	13	34	54	7	1	3	4	29

CRISTOVAL NIEVES

CENTER



HEIGHT **6'3"** WEIGHT **219** SHOOTS **LEFT** BORN **JAN 23, 1994** BIRTHPLACE **SYRACUSE, NY**

AHL CAREER: 2015-16: Registered five points (two goals, three assists) and posted a plus-two rating in eight games with Hartford following the conclusion of his collegiate season ... Notched a point in each of his first four AHL games ... Tallied his first career AHL assist/point while making his AHL debut on Apr. 1 vs. Hershey ... Recorded two goals, including his first career AHL goal, and posted a plus-four rating on Apr. 8 at Springfield.

COLLEGE CAREER: 2015-16: Established collegiate career-highs in goals (10), points (31), and plus/minus rating (plus-nine), and tied his collegiate career-high in assists (21) ... Helped the University of Michigan win the Big Ten Championship ... Served as an alternate captain ... Ranked fifth on the Wolverines in assists and tied for sixth in points ... Registered a point in 22 of 35 games in which he played ... Tallied 21 points (seven goals, 14 assists) in 20 games against teams in the Big Ten Conference ... Notched 25 points (eight goals, 17 assists) in his final 26 games ... Tied a collegiate career-high with a five-game point streak from Mar. 4 vs. Ohio State to Mar. 18 vs. Penn State (four goals, four assists); posted three multi-point games over the span. **2014-15:** Tied a collegiate career-high in assists (21) ... Ranked fourth on Michigan in assists and ranked fifth in points (28) ... Tallied a point in 21 of 35 games in which he played ... Recorded 15 points (three goals, 12 assists) in 18 games against teams in the Big Ten Conference ... Notched a point in 10 games over a 12-game span from Oct. 24 at UMass-Lowell to Dec. 13 at Boston College, registering 12 points (four goals, eight assists) during the stretch ... Tied single-game collegiate career-highs with two goals and three points on Nov. 29 vs. Rensselaer. **2013-14:** Ranked second on Michigan in assists (19) and ranked sixth in points (22) ... Tallied 14 points (two goals, 12 assists) in 19 games against conference opponents; tied for the team lead in assists against conference opponents ... Registered 12 points (two goals, 10 assists) in the final 10 games of the season; notched a point in eight of the 10 contests ... Posted three consecutive multi-assist/point games from Mar. 2 at Ohio State to Mar. 8 at Michigan State (one goal, six assists over the span). **2012-13:** Established collegiate career-highs in games played (40), assists (21), power play goals (three), and game-winning goals (two) ... Led Michigan in assists, tied for third in points and game-winning goals, and ranked fourth in power play goals ... Was one of four players – and the only freshman – to skated in all of Michigan's 40 games during the season ... Registered 22 points (eight goals, 14 assists) in 28 games against conference opponents; tied for the team lead in assists, ranked second in points, and tied for second in goals against conference opponents ... Made his collegiate debut on Oct. 11 vs. RIT ... Tallied two assists, including his first career collegiate assist/point, on Oct. 12 vs. RIT ... Registered his first career collegiate goal, which was the game-winning goal, on Nov. 9 vs. Michigan State ... Posted three consecutive multi-point games from Feb. 1 vs. Michigan State to Feb. 8 at Notre Dame (four goals, three assists) ... Established single-game collegiate career-highs with two goals and three points, and recorded the game-winning goal, on Feb. 1 vs. Michigan State.

USHL CAREER: 2011-12: Registered 10 points (two goals, eight assists) in 13 games with the Indiana Ice.

HIGH SCHOOL CAREER: 2011-12: Notched 39 points (seven goals, 32 assists) in 26 games at Kent School in Connecticut ... Served as the team's captain ... Led Kent in assists and points. **2010-11:** Recorded 39 points (11 goals, 28 assists) in 22 games at Kent.

MIDGET CAREER: 2009-10: Recorded 72 points (30 goals, 42 assists) in 60 games with the Syracuse Nationals.

INTERNATIONAL CAREER: 2011: Tallied four points (one goal, three assists) and posted a plus-five rating in four games while representing the United States at the 2011 Ivan Hlinka Memorial Tournament.

CAREER TRANSACTIONS: June 23, 2012 – Selected by the Rangers in the second round, 59th overall, of the 2012 NHL Entry Draft.

SEASON	TEAM	LEAGUE	REGULAR SEASON					PLAYOFFS				
			GP	G	A	PTS	PIM	GP	G	A	PTS	PIM
2009-10	Syracuse Jr. Nationals	MINOR-NY	60	30	42	72	70	-	-	-	-	-
2010-11	Kent	HIGH-CT	22	11	28	39	6	-	-	-	-	-
2011-12	Kent	HIGH-CT	26	7	32	39	24	-	-	-	-	-
	Indiana	USHL	13	2	8	10	2	-	-	-	-	-
2012-13	Univ. of Michigan	NCAA	40	8	21	29	18	-	-	-	-	-
2013-14	Univ. of Michigan	NCAA	34	3	19	22	18	-	-	-	-	-
2014-15	Univ. of Michigan	NCAA	35	7	21	28	18	-	-	-	-	-
2015-16	Univ. of Michigan	NCAA	35	10	21	31	18	-	-	-	-	-
	Hartford	AHL	8	2	3	5	0	-	-	-	-	-



MICHAEL PALIOTTA

DEFENSEMAN

HEIGHT **6'4"** WEIGHT **207** SHOOTS **RIGHT** BORN **APR 6, 1993** BIRTHPLACE **WESTPORT, CT**

NHL CAREER: 2015-16: Skated in one game with Columbus ... Registered two shots on goal on Feb. 27 vs. FLA. **2014-15:** Skated in one game with Chicago ... Tallied his first career NHL assist/point and recorded two shots on goal while making his NHL debut on Apr. 11 at COL.

AHL CAREER: 2015-16: Ranked second on Lake Erie – and led Monsters defensemen – in shots on goal (15) during his rookie season in the AHL ... Tied for first among Lake Erie defensemen in goals (eight) and ranked second among team defensemen in points (23) ... Tallied his first career AHL assist/point and led all skaters with six shots on goal while making his AHL debut on Oct. 9 at Rochester ... Notched two assists on Oct. 31 vs. Charlotte ... Recorded his first career AHL goal on Nov. 7 at Iowa ... Registered an assist and posted a plus-three rating on Nov. 14 vs. Grand Rapids ... Tallied a goal in back-to-back games on Dec. 29 vs. Toronto and Dec. 31 at Toronto ... Posted a plus-seven rating in eight playoff games while helping Lake Erie win the Calder Cup ... Ranked third among Monsters defensemen in plus/minus rating ... Made his AHL playoff debut on Apr. 21 at Rockford.

COLLEGE CAREER: 2014-15: Established collegiate career-highs in games played (41), goals (nine), assists (27), points (36), and plus/minus rating (plus-15) ... Selected to the NCAA (East) Second All-American Team and the Hockey East Second All-Star Team; was named the Best Defensive Defenseman in Hockey East ... Served as the captain of the University of Vermont in his senior year ... Led the Catamounts in assists, points, and plus/minus rating, and tied for third on the team in goals. **2013-14:** Ranked second on the University of Vermont in assists (22), ranked third in points (27), and ranked fifth in plus/minus rating (plus-six) ... Led team defensemen in goals (five), assists, and points. **2012-13:** Ranked fifth on the Catamounts in assists (nine) ... Led team defensemen in assists and tied for first among team defensemen in points (10). **2011-12:** Tied for second among University of Vermont defensemen in goals (four) and tied for third among team defensemen in points (10).

USHL CAREER: 2010-11: Registered five assists in 24 games with Team USA. **2009-10:** Tallied seven points (one goal, six assists) in 32 contests with Team USA.

USDP CAREER: 2010-11: Recorded 10 points (one goal, nine assists) in 36 games with the U.S. National U18 Team. **2009-10:** Notched seven points (one goal, six assists) in 18 contests with the U.S. National U17 Team.

HIGH SCHOOL CAREER: 2008-09: Registered 15 points (one goal, 14 assists) in 24 games with Choate Rosemary Hall in Connecticut.


INTERNATIONAL CAREER: 2011: Notched one assist in six games while helping the United States earn a gold medal at the 2011 IIHF U18 World Championship. **2010:** Recorded two assists in six contests while helping the United States earn a gold medal at the 2010 World U17 Hockey Challenge.

CAREER TRANSACTIONS: June 25, 2011 – Selected by Chicago in the third round, 70th overall, of the 2011 NHL Entry Draft. **June 30, 2015** – Acquired by Columbus, along with Brandon Saad and Alex Broadhurst in exchange for Artem Anisimov, Jeremy Morin, Corey Tropp, Marko Dano, and a fourth round pick in the 2016 NHL Entry Draft (later traded). **July 1, 2016** – Signed by the Rangers as a free agent.

SEASON	TEAM	LEAGUE	REGULAR SEASON					PLAYOFFS				
			GP	G	A	PTS	PIM	GP	G	A	PTS	PIM
2008-09	Choate Rosemary Hall	USHS	24	1	14	15	-	-	-	-	-	-
2009-10	U.S. Nat'l Team	USHL	32	1	6	7	43	-	-	-	-	-
	U.S. Nat'l Team U17	USDP	18	1	6	7	10	-	-	-	-	-
	United States	WHC-17	6	0	2	2	4	-	-	-	-	-
2010-11	U.S. Nat'l Team	USHL	24	0	5	5	35	-	-	-	-	-
	U.S. Nat'l Team U18	USDP	36	1	9	10	42	-	-	-	-	-
	United States	WJ18	6	0	1	1	2	-	-	-	-	-
2011-12	Univ. of Vermont	NCAA	30	4	6	10	44	-	-	-	-	-
2012-13	Univ. of Vermont	NCAA	35	1	9	10	50	-	-	-	-	-
2013-14	Univ. of Vermont	NCAA	38	5	22	27	51	-	-	-	-	-
2014-15	Univ. of Vermont	NCAA	41	9	27	36	40	-	-	-	-	-
	Blackhawks	NHL	1	0	1	1	0	-	-	-	-	-
	Blue Jackets	NHL	1	0	0	0	4	-	-	-	-	-
2015-16	Lake Erie	AHL	68	8	15	23	29	8	0	0	0	0
NHL TOTALS			2	0	1	1	4	-	-	-	-	-

MACKENZIE SKAPSKI

GOALTENDER



HEIGHT **6'3"** WEIGHT **197** CATCHES **LEFT** BORN **JUN 15, 1994** BIRTHPLACE **ABBOTSFORD, BC**

NHL CAREER: 2014-15: Posted a 2-0-0 record, along with a 0.50 GAA, a .978 SV%, and 1 SO in two appearances with the Rangers ... Made 24 saves to earn his first career NHL win while making his NHL debut on Feb. 20 at BUF; became the third-youngest goalie in franchise history to earn a win in his NHL debut (20 years, 250 days old) and the first Rangers goalie to earn a win in his NHL debut since Dan Cloutier on Jan. 3, 1998 ... Stopped all 20 shots he faced to earn his first career NHL shutout on Mar. 14 at BUF; became the first Rangers goaltender to earn a shutout in one of his first two NHL starts since Marcel Paille did so during the 1957-58 season.

AHL CAREER: 2015-16: Made 33 saves and earned a win on Dec. 4 vs. Hershey ... Posted a 2-1-0 record, along with a 1.68 GAA and a .944 SV% in his final three AHL appearances of the season. **2014-15:** Led Wolf Pack goaltenders in wins (15) and SO (three), and ranked second in GAA (2.40) and SV% (.914) ... Ranked seventh among AHL rookie goaltenders in GAA, tied for seventh in SO, and ranked 10th in SV% ... Made his AHL debut on Oct. 24 vs. Albany ... Stopped all 16 shots he faced to earn his first career AHL win/shutout while making his first career AHL start on Oct. 26 vs. Norfolk ... Posted a 10-4-2 record, along with a 2.30 GAA, a .918 SV%, and 2 SO in his final 16 regular season appearances ... Allowed two goals or fewer in six consecutive appearances from Dec. 7 vs. Binghamton to Jan. 2 vs. St. John's ... Stopped all 27 shots he faced to record a shutout on Mar. 27 vs. Providence ... Appeared in two playoff games with Hartford ... Made his AHL playoff debut on May 23 at Manchester.

ECHL CAREER: 2015-16: Stopped 34 of 36 shots he faced in regulation/overtime and stopped all three shooters he faced in the shootout to earn his first career ECHL win on Jan. 3 at Manchester ... Made 36 saves and earned a win on Jan. 9 vs. Florida ... Stopped all 29 shots he faced to earn his first career ECHL shutout on Mar. 19 at Atlanta. **2014-15:** Made 29 saves in his ECHL debut on Oct. 19 at Orlando.

JUNIOR CAREER: 2013-14: Established WHL career-bests in GAA (2.70) and SV% (.916) ... Ranked sixth in the WHL in SV%, tied for seventh in wins (28), and ranked 10th in GAA ... Made a single-game WHL career-high 51 saves on two occasions - Dec. 10 at Prince George and Jan. 5 vs. Medicine Hat ... Earned a win in 10 consecutive games in which he appeared from Jan. 12 vs. Edmonton to Feb. 11 at Moose Jaw (1.80 GAA and .940 SV%) ... Established WHL playoff career-highs in appearances (10) and wins (three). **2012-13:** Established WHL career-highs in appearances (65), wins (34), and SO (seven) ... Tied for the WHL lead in SO, tied for second in appearances, and ranked sixth in wins ... Stopped all 25 shots he faced to earn his first career WHL shutout on Oct. 14 vs. Edmonton ... Named the Canadian Hockey League Goaltender of the Week for the week ending on Nov. 18, as he posted a 3-0-0 record, along with a 1.00 GAA, a .964 SV%, and 2 SO in three appearances ... Posted a 9-2-0 record, along with a 1.27 GAA, a .956 SV%, and 4 SO in 11 appearances in February ... Made his WHL playoff debut on Mar. 22 at Edmonton ... Made a single-game WHL playoff career-high 47 saves and earned his first career WHL playoff win on Mar. 24 at Edmonton. **2011-12:** Posted a 9-6-2 record in 19 appearances with Kootenay ... Made a season-high 38 saves on Dec. 30 vs. Spokane. **2010-11:** Posted a 3-1-0 record in four appearances with Kootenay ... Made 30 saves to earn his first career WHL win while making his WHL debut on Jan. 29 vs. Lethbridge.

JUNIOR B CAREER: 2010-11: Appeared in 21 games with the Ridge Meadows Flames of the Pacific Junior Hockey League (PIJHL) ... Posted a 3-3 record, along with a 2.83 GAA and a .934 SV% in six playoff contests with Ridge Meadows.

CAREER TRANSACTIONS: June 30, 2013 - Selected by the Rangers in the sixth round, 170th overall, of the 2013 NHL Entry Draft.

SEASON	TEAM	LEAGUE	REGULAR SEASON							PLAYOFFS					
			GP	W	L	T/OT	SO	GAA	SV%	GP	W	L	SO	GAA	SV%
2010-11	Ridge Meadow Flames	PIJHL	21	6	11	0	1	4.56	.890	6	3	3	0	2.83	.934
	Kootenay	WHL	4	3	1	0	0	3.16	.882	-	-	-	-	-	-
2011-12	Kootenay	WHL	19	9	6	2	0	3.12	.890	-	-	-	-	-	-
2012-13	Kootenay	WHL	65	34	25	1	7	2.78	.910	5	1	4	0	3.95	.892
2013-14	Kootenay	WHL	53	28	20	4	1	2.70	.916	10	3	5	0	3.78	.882
2014-15	RANGERS	NHL	2	2	0	0	1	0.50	.978	-	-	-	-	-	-
	Hartford	AHL	28	15	8	3	3	2.40	.914	2	0	1	0	5.43	.821
	Greenville	ECHL	1	0	1	0	0	3.17	.906	-	-	-	-	-	-
2015-16	Hartford	AHL	13	4	7	0	0	3.05	.902	-	-	-	-	-	-
	Greenville	ECHL	27	5	14	4	1	3.26	.901	-	-	-	-	-	-
NHL/NYR TOTALS			2	2	0	0	1	0.50	.978	-	-	-	-	-	-



MALTE STROMWALL

RIGHT WING

HEIGHT **6'0"** WEIGHT **191** SHOOTS **RIGHT** BORN **AUG 24, 1994** BIRTHPLACE **LULEA, SWEDEN**

EUROPEAN CAREER: 2015-16: Established Allsvenskan career-highs in goals (25), assists (17), and points (42) ... Ranked second in Allsvenskan in goals and tied for seventh in points ... Led all players 22 years old or younger in Allsvenskan in both goals and points ... Helped AIK win the league championship. **2014-15:** Skated in 47 games in the Swedish Hockey League (SHL) with Vaxjo, Lulea, and HV71, registering seven points (six goals, one assist) ... Registered two goals and posted a plus-two rating on Sept. 22 against Linkoping HC ... Tallied a goal in three games over a four-game span from Feb. 21 against Linkoping HC to Feb. 28 against Lulea; recorded two game-winning goals over the span ... Registered one goal in four games with Asploven HC. **2013-14:** Recorded seven points (three goals, four assists) in 40 games during his rookie season in the SHL with Vaxjo ... Tallied one goal in six playoff games with Vaxjo ... Registered two goals in three games with Vaxjo U20 in SuperElit ... Notched three points (one goal, two assists) in two games with IF Troja-Ljungby in Allsvenskan. **2010-11:** Tallied 30 points (17 goals, 13 assists) in 39 games with Linkoping HC UI8.

JUNIOR CAREER: 2012-13: Established WHL career-highs in games played (66), goals (21), assists (45), points (66), game-winning goals (eight), and plus/minus rating (plus-nine) ... Tied for the team lead in game-winning goals, ranked second on Tri-City in assists and points, tied for third in goals, ranked fourth in power play goals (seven) and power play assists (10), and tied for fourth in plus/minus rating ... Registered a point in each of the first five games of the season (four goals, one assist) ... Recorded a point in eight games over a nine-game span from Nov. 30 at Kamloops to Dec. 28 vs. Portland (four goals, eight assists) ... Tallied five points (one goal, four assists) in five playoff games. **2011-12:** Led all rookies on Tri-City in goals (11), assists (16), and points (27) ... Made his WHL debut on Sept. 24 vs. Spokane ... Tallied his first career WHL goal/point, which was the game-winning goal, on Sept. 30 at Portland ... Recorded a goal in four games over a five-game span from Nov. 11 at Medicine Hat to Nov. 23 vs. Portland ... Established WHL playoff career-highs in games played (15), goals (three), assists (four), and points (seven) ... Tallied three points (two goals, one assist) while making his WHL playoff debut on Mar. 23 vs. Everett.

INTERNATIONAL CAREER: 2012: Tallied two goals in five games while helping Sweden earn a bronze medal at the 2012 Ivan Hlinka Memorial Tournament.

CAREER TRANSACTIONS: April 17, 2016 – Signed by the Rangers as an undrafted free agent.

SEASON	TEAM	LEAGUE	REGULAR SEASON					PLAYOFFS				
			GP	G	A	PTS	PIM	GP	G	A	PTS	PIM
2010-11	Linkoping HC	SWE-UI8	39	17	13	30	18	5	2	0	2	0
2011-12	Tri-City	WHL	64	11	16	27	33	15	3	4	7	6
2012-13	Tri-City	WHL	66	21	45	66	36	5	1	4	5	2
2013-14	Vaxjo HC	SHL	40	3	4	7	6	6	1	0	1	0
	Vaxjo HC U20	SuperElit	3	2	0	2	2	-	-	-	-	-
2014-15	IF Troja-Ljungby	Allsvenskan	2	1	2	3	2	-	-	-	-	-
	Vaxjo HC	SHL	21	2	0	2	41	-	-	-	-	-
	Lulea HF	SHL	14	1	1	2	2	-	-	-	-	-
2015-16	HV71	SHL	12	3	0	3	4	6	0	1	1	0
	Asploven HC	Allsvenskan	4	1	0	1	0	-	-	-	-	-
2015-16	AIK	Allsvenskan	49	25	17	42	26	10	1	0	1	2

CHRIS SUMMERS

DEFENSEMAN



HEIGHT 6'2" WEIGHT 207 SHOOTS LEFT BORN FEB 5, 1988 BIRTHPLACE ANN ARBOR, MI

NHL CAREER: 2015-16: Skated in three games with the Rangers. **2014-15:** Tied for the team-high with three hits while making his Rangers debut on Mar. 29 vs. WSH ... Tied for the team-high with five hits on Apr. 9 vs. OTT ... Led all skaters with four blocked shots on Apr. 11 at WSH. **2013-14:** Tallied his first career NHL goal on Mar. 15 vs. CGY ... Tied a single-game career-high with two points (one goal, one assist) on Mar. 27 at NJD. **2012-13:** Skated in six games with the Coyotes. **2011-12:** Tallied a single-game career-high two assists/points, including his first career NHL assist/point on Jan. 16 vs. COL. **2010-11:** Made his NHL debut on Jan. 20 at LAK.

AHL CAREER: 2015-16: Registered 11 points (three goals, eight assists) in 74 games with Hartford. **2014-15:** Recorded one assist and posted a plus-three rating in 13 games with Hartford after being acquired by the Rangers. **2013-14:** Tallied an assist on Nov. 17 at Providence. **2012-13:** Established AHL career-highs in assists (10) and points (12) ... Represented the Eastern Conference at the AHL All-Star Game. **2011-12:** Tallied two assists in 28 games with Portland. **2010-11:** Established an AHL career-high in games played (75). **2009-10:** Made his AHL debut on Apr. 2 at Texas.

COLLEGE CAREER: 2009-10: Served as captain of the University of Michigan in his senior season. **2008-09:** Established collegiate career-highs in assists (13) and points (17). **2007-08:** Tallied 13 points (two goals, 11 assists) and won the CCHA Championship. **2006-07:** Established a collegiate career-high in goals (six).

USHL CAREER: 2005-06: Tallied four points (two goals, two assists) in 17 games with the U.S. National Team Development Program in the NAHL ... Recorded 13 points (four goals, nine assists) in 42 games in U-18 competition. **2004-05:** Registered seven points (two goals, five assists) in 31 games with the U.S. National Team Development Program in the NAHL ... Notched four points (two goals, two assists) in 13 games in U-17 competition.

INTERNATIONAL CAREER: 2008: Named one of the top three players on the United States at the 2008 IIHF World Junior Championship. **2006:** Won a gold medal at the 2006 IIHF U18 World Championship.

CAREER TRANSACTIONS: June 24, 2006 – Selected by the Coyotes in the first round, 29th overall, of the 2006 NHL Entry Draft. **March 1, 2015** – Acquired by the Rangers, along with Keith Yandle and a fourth round pick in the 2016 NHL Entry Draft (Tarmo Reunanen), in exchange for John Moore, Anthony Duclair, a second round pick in the 2015 NHL Entry Draft (later traded), and a first round pick in the 2016 NHL Entry Draft (later traded).

SEASON	TEAM	LEAGUE	REGULAR SEASON					PLAYOFFS				
			GP	G	A	PTS	PIM	GP	G	A	PTS	PIM
2004-05	U.S. Nat'l Team U17	USDP-U17	13	2	2	4	10	-	-	-	-	-
	U.S. Nat'l Team	NAHL	31	2	5	7	20	7	1	0	1	0
2005-06	U.S. Nat'l Team U18	USDP-U18	42	4	9	13	67	-	-	-	-	-
	U.S. Nat'l Team	NAHL	17	2	2	4	20	-	-	-	-	-
	United States	WJ18	6	1	0	1	35	-	-	-	-	-
2006-07	Univ. of Michigan	NCAA	41	6	8	14	58	-	-	-	-	-
2007-08	Univ. of Michigan	NCAA	41	2	11	13	65	-	-	-	-	-
	United States	WJC	6	0	1	1	2	-	-	-	-	-
2008-09	Univ. of Michigan	NCAA	41	4	13	17	40	-	-	-	-	-
2009-10	Univ. of Michigan	NCAA	40	4	12	16	28	-	-	-	-	-
	San Antonio	AHL	6	1	0	1	0	-	-	-	-	-
2010-11	Coyotes	NHL	2	0	0	0	4	-	-	-	-	-
	San Antonio	AHL	75	1	9	10	54	-	-	-	-	-
2011-12	Coyotes	NHL	21	0	3	3	11	-	-	-	-	-
	Portland	AHL	28	0	2	2	37	-	-	-	-	-
2012-13	Coyotes	NHL	6	0	0	0	9	-	-	-	-	-
	Portland	AHL	60	2	10	12	53	3	0	0	0	0
2013-14	Coyotes	NHL	18	2	1	3	15	-	-	-	-	-
	Portland	AHL	48	2	7	9	47	-	-	-	-	-
2014-15	Coyotes	NHL	17	0	3	3	8	-	-	-	-	-
	RANGERS	NHL	3	0	0	0	0	-	-	-	-	-
	Portland	AHL	8	0	1	1	6	-	-	-	-	-
2015-16	Hartford	AHL	13	0	1	1	17	-	-	-	-	-
	RANGERS	NHL	3	0	0	0	4	-	-	-	-	-
	Hartford	AHL	74	3	8	11	51	-	-	-	-	-
NHL TOTALS			70	2	7	9	51	-	-	-	-	-
NYR TOTALS			6	0	0	0	4	-	-	-	-	-



ADAM TAMBELLINI

CENTER

HEIGHT **6'4"** WEIGHT **195** SHOOTS **LEFT** BORN **NOV 1, 1994** BIRTHPLACE **PORT MOODY, BC**

AHL CAREER: 2015-16: Tied for the team lead in power play goals (five), ranked second in goals (17), and ranked fifth in points (32); led all rookies on the Wolf Pack in goals, points, and power play goals ... Made his AHL debut on Oct. 10 vs. St. John's ... Registered his first career AHL goal/point, which was the game-winning goal, on Oct. 14 vs. Providence ... Notched his first career AHL assist on Oct. 18 vs. Syracuse ... Posted a season-high five-game point streak over the final five games of the season (two goals, six assists) ... Established single-game season-highs with three assists, three points, and a plus-three rating on Apr. 15 at St. John's.

JUNIOR CAREER: 2014-15: Established WHL career-highs in games played (71), goals (47), assists (39), points (86), game-winning goals (five), and plus/minus rating (plus-43) ... Named to the WHL Eastern Conference Second All-Star Team ... Was one of six players in the three Canadian Major Junior Leagues – and one of three players in the WHL – who recorded both 40 goals and a plus/minus rating of plus-40 or better ... Ranked fourth in the WHL in goals, tied for fourth in plus/minus rating, tied for sixth in shorthanded goals (four), and ranked 10th in points ... Led Calgary in goals, points, plus/minus rating, and shorthanded goals ... Posted a WHL career-high seven-game point streak from Jan. 17 vs. Victoria to Jan. 31 vs. Edmonton, including a WHL career-high six-game goal streak from Jan. 18 vs. Regina to Jan. 31 vs. Edmonton ... Established WHL playoff career-highs in games played (16), goals (13), assists (13), points (26), and game-winning goals (four) ... Tied for the WHL lead in goals, ranked second in game-winning goals, ranked fourth in points, tied for fifth in power play goals (three), and tied for sixth in assists and shorthanded goals (one) in the playoffs ... Led Calgary in goals and points, and tied for the team lead in assists, power play goals, and shorthanded goals in the playoffs ... Registered a WHL playoff career-high seven-game point streak during Calgary's seven-game series against Kootenay, tallying 15 points (seven goals, eight assists) in the series. **2013-14:** Established a WHL career-high in power play goals (11) ... Tied for the team lead in power play goals ... Tallied four points (one goal, three assists), including his first career WHL goal, assist, and point while making his WHL debut on Jan. 8 at Saskatoon ... Established a WHL playoff career-high in plus/minus rating (plus-five) ... Led Calgary in goals (five), tied for the team lead in points (nine) and plus/minus rating, and tied for fourth in assists (four) in the playoffs ... Recorded his first career WHL playoff assist/point while making his WHL playoff debut on Mar. 20 vs. Kootenay ... Tallied three points (one goal, two assists), including his first career WHL playoff goal, on Mar. 22 vs. Kootenay.

COLLEGE CAREER: 2013-14: Recorded four points (two goals, two assists) in 16 games with the University of North Dakota ... Tallied his first career collegiate goal/point while making his collegiate debut on Oct. 11 vs. Vermont ... Notched his first career collegiate assist on Oct. 12 vs. Vermont.

JUNIOR A CAREER: 2012-13: Split the season between Vernon and Surrey in the British Columbia Hockey League (BCHL) ... Established BCHL career-highs in goals (36), points (65), power play goals (13), and game-winning goals (five), and tied his BCHL career-high in assists (29) ... Named to the BCHL's Coastal Second All-Star Team ... Registered 18 points (10 goals, eight assists) in 17 playoff games while helping Surrey capture the BCHL championship ... Led the BCHL in goals and ranked third in points in the playoffs. **2011-12:** Recorded 56 points (27 goals, 29 assists) in 55 games with Vernon ... Led the team in power play goals (12), tied for second in goals, ranked third in points, and ranked fourth in assists. **2010-11:** Registered one goal in three games with the Sherwood Park Crusaders of the Alberta Junior Hockey League (AJHL).

CAREER TRANSACTIONS: June 30, 2013 – Selected by the Rangers in the third round, 65th overall, of the 2013 NHL Entry Draft.

SEASON	TEAM	LEAGUE	REGULAR SEASON					PLAYOFFS				
			GP	G	A	PTS	PIM	GP	G	A	PTS	PIM
2008-09	Southgate	AMHHL	33	6	13	19	4	11	1	3	4	2
2009-10	SSAC Bulldogs	Minor-AB	34	27	24	51	20	6	6	4	10	10
2010-11	SSAC Boston	AMHL	33	22	25	47	4	5	4	2	6	0
	Sherwood Park	AJHL	3	1	0	1	0	-	-	-	-	-
2011-12	Vernon	BCHL	55	27	29	56	28	-	-	-	-	-
2012-13	Vernon	BCHL	36	22	17	39	18	-	-	-	-	-
	Surrey	BCHL	16	14	12	26	8	17	10	8	18	6
2013-14	Univ. of North Dakota	NCAA	16	2	2	4	31	-	-	-	-	-
	Calgary	WHL	31	17	22	39	10	6	5	4	9	2
2014-15	Calgary	WHL	71	47	39	86	30	16	13	13	26	10
2015-16	Hartford	AHL	74	17	15	32	24	-	-	-	-	-



FUTURE BLUE



DANIEL BERNHARDT

RIGHT WING

HEIGHT **6'3"** WEIGHT **194** SHOOTS **LEFT**
BORN **APR 11, 1996** BIRTHPLACE **STOCKHOLM, SWEDEN**

2015-16 NOTES:

- Split the season between the London Knights of the Ontario Hockey League (OHL), Djurgardens of the Swedish Hockey League (SHL), Djurgardens U20 of SuperElit, and Almtuna of Allsvenskan
- Registered three goals and eight assists for 11 points, along with a plus-five rating in 29 regular season games with London
- Recorded three assists, including his first career OHL assist/point, on Jan. 15 vs. Saginaw
- Recorded three points (two goals, one assist) and posted a plus-four rating in 14 playoff games while helping London win the OHL Championship
- Tallied one goal in four games while helping London win the Memorial Cup

CAREER TRANSACTIONS: June 27, 2015 - Selected by the Rangers in the fourth round, 119th overall, of the 2015 NHL Entry Draft.

SEASON	TEAM	LEAGUE	REGULAR SEASON					PLAYOFFS					
			GP	G	A	PTS	PIM	GP	G	A	PTS	PIM	
2011-12	Nacka HK UI8	SWE-UI8	16	4	4	8	2	-	-	-	-	-	-
2012-13	Djurgardens IF UI8	SWE-UI8	35	16	9	25	6	9	2	2	4	0	0
2013-14	Djurgardens IF U20	SuperElit	11	0	0	0	2	1	0	0	0	0	0
	Djurgardens IF UI8	SWE-UI8	38	25	38	63	28	4	1	2	3	4	4
2014-15	Djurgardens IF	SHL	2	0	0	0	0	-	-	-	-	-	-
	Djurgardens IF U20	SuperElit	44	26	35	61	22	7	2	2	4	0	0
2015-16	Djurgardens IF	SHL	10	1	0	1	0	-	-	-	-	-	-
	Djurgardens IF U20	SuperElit	2	1	0	1	2	-	-	-	-	-	-
	Almtuna	Allsvenskan	13	1	3	4	4	-	-	-	-	-	-
	London	OHL	29	3	8	11	0	14	2	1	3	0	0
	London	M-Cup	-	-	-	-	-	4	1	0	1	0	0



ADAM HUSKA

GOALTENDER

HEIGHT **6'4"** WEIGHT **199** CATCHES **LEFT**
BORN **MAY 12, 1997** BIRTHPLACE **ZVOLEN, SLOVAKIA**

2015-16 NOTES:

- Named the United States Hockey League (USHL) Goaltender of the Year and selected to the All-USHL First Team
- Led the USHL in GAA (1.82) and SV% (.931), and tied for third in the league in wins (26) and SO (four)
- Posted the best GAA of any goaltender in USHL Tier I history (since the start of the 2002-03 season)
- Represented Slovakia at the 2016 IIHF World Junior Championship
- Selected as one of the top three players on Slovakia during the tournament

CAREER TRANSACTIONS: June 27, 2015 - Selected by the Rangers in the seventh round, 184th overall, of the 2015 NHL Entry Draft.

SEASON	TEAM	LEAGUE	REGULAR SEASON							PLAYOFFS					
			GP	W	L	T/OT	SO	GAA	SV%	GP	W	L	SO	GAA	SV%
2011-12	HKM Zvolen UI8	SVK-UI8	3	-	-	-	0	10.08	.625	-	-	-	-	-	-
	HC Detva UI8	SVK-UI8 2	2	-	-	-	0	7.95	.814	-	-	-	-	-	
2012-13	HKM Zvolen UI8	SVK-UI8	23	-	-	-	1	2.43	.914	-	-	-	-	-	
2013-14	Team Slovakia UI8	Slovakia2	14	-	-	-	0	3.85	.890	-	-	-	-	-	
	HKM Zvolen UI8	SVK-UI8	27	-	-	-	0	3.28	.899	5	-	-	0	4.49	.825
2014-15	Slovakia	WJ18	3	0	2	0	0	3.00	.905	-	-	-	-	-	
	Team Slovakia UI8	Slovakia2	25	-	-	-	-	3.66	.901	-	-	-	-	-	
	Green Bay	USHL	5	0	3	0	0	4.65	.858	-	-	-	-	-	
	Slovakia	WJ18	5	1	2	0	0	3.01	.913	-	-	-	-	-	
2015-16	Green Bay	USHL	37	26	9	2	4	1.82	.931	4	1	3	0	2.65	.902
	Slovakia	WJC	5	1	4	0	0	3.90	.899	-	-	-	-	-	



BRAD MORRISON

CENTER

HEIGHT **6'0"** WEIGHT **171** SHOOTS **LEFT**
 BORN **JAN 4, 1997** BIRTHPLACE **PRINCE GEORGE, BC**

2015-16 NOTES:

- Established Western Hockey League (WHL) career-highs in games played (72), goals (28), assists (34), points (62), power play goals (nine), and game-winning goals (five)
- Was one of four players on Prince George to skate in all 72 games in the regular season
- Led the Cougars in power play points (21), tied for the team lead in game-winning goals (five), ranked second in power play goals, ranked third in goals and points, and ranked fifth in assists
- Posted 20 multi-point games, including six in the final II regular season contests
- Tied for the team lead in assists (three) and tied for second in points (three) in the playoffs

CAREER TRANSACTIONS: June 27, 2015 – Selected by the Rangers in the fourth round, 113th overall, of the 2015 NHL Entry Draft.

SEASON	TEAM	LEAGUE	REGULAR SEASON					PLAYOFFS				
			GP	G	A	PTS	PIM	GP	G	A	PTS	PIM
2011-12	Okanagan Hockey Academy	OMAHA	56	87	65	152	42	-	-	-	-	-
	Okanagan Hockey Academy	CSSHL	5	5	4	9	2	1	0	0	0	0
2012-13	Cariboo	BCMML	38	20	30	50	26	4	1	0	1	2
	Prince George	WHL	5	1	2	3	4	-	-	-	-	-
2013-14	Prince George	WHL	55	12	9	21	12	-	-	-	-	-
	Canada Pacific	WHC-17	6	3	3	6	2	-	-	-	-	-
2014-15	Prince George	WHL	67	23	27	50	30	5	2	5	7	4
2015-16	Prince George	WHL	72	28	34	62	35	4	0	3	3	2



TYLER NANNE

DEFENSEMAN


HEIGHT **5'10"** WEIGHT **192** SHOOTS **RIGHT**
 BORN **MAR 17, 1996** BIRTHPLACE **EDINA, MN**

2015-16 NOTES:

- Did not play due to injury

CAREER TRANSACTIONS: June 28, 2014 – Selected by the Rangers in the fifth round, 142nd overall, of the 2014 NHL Entry Draft.

SEASON	TEAM	LEAGUE	REGULAR SEASON					PLAYOFFS				
			GP	G	A	PTS	PIM	GP	G	A	PTS	PIM
2011-12	Edina	HIGH-MN	25	5	10	15	10	5	2	5	7	4
2012-13	Edina	HIGH-MN	25	9	10	19	6	6	1	3	4	4
	Lincoln	USHL	2	0	0	0	0	-	-	-	-	-
2013-14	Team Southwest	UMHSEL	20	2	6	8	18	3	0	3	3	4
	Edina	HIGH-MN	25	7	20	27	41	5	5	6	11	11
	Sioux Falls	USHL	4	0	2	2	4	3	0	0	0	0
	U.S. Nat'l Team U18	USDP	1	0	0	0	2	-	-	-	-	-
2014-15	Sioux Falls	USHL	14	1	2	3	14	-	-	-	-	-
	Madison	USHL	29	7	6	13	32	-	-	-	-	-
2015-16			Did Not Play Due to Injury									



IGOR SHESTERKIN

GOALTENDER

HEIGHT **6'1"** WEIGHT **187** CATCHES **LEFT**
BORN **DEC 30, 1995** BIRTHPLACE **MOSCOW, RUSSIA**

2015-16 NOTES:

- Split the season between SKA-St. Petersburg in the Kontinental Hockey League (KHL), SKA-Neva in the Supreme Hockey League (VHL), and SKA-1946 St. Petersburg in the Junior Hockey League (MHL)
- Led the VHL in GAA (.119) and SV% (.954), and tied for second in the league in SO (six)
- Allowed two goals or fewer in 24 of his 25 VHL appearances, including one goal or fewer in 15 appearances
- Posted a 5-2-0 record, along with a 2.58 GAA, a .912 SV%, and 1 SO in seven KHL appearances
- Represented Russia at the 2016 IIHF World Championship; Russia earned a bronze medal in the tournament

CAREER TRANSACTIONS: June 28, 2014 – Selected by the Rangers in the fourth round, 118th overall, of the 2014 NHL Entry Draft.

SEASON	TEAM	LEAGUE	REGULAR SEASON							PLAYOFFS					
			GP	W	L	T/OT	SO	GAA	SV%	GP	W	L	SO	GAA	SV%
2012-13	MHK Spartak Moscow Jr.	MHL	15	9	1	4	2	2.10	.920	9	6	3	3	1.59	.948
	Russia	WJIB	6	4	2	0	0	2.26	.937	-	-	-	-	-	-
2013-14	MHK Spartak Moscow Jr.	MHL	23	14	5	4	5	1.42	.947	19	12	7	4	1.75	.937
	Spartak Moscow	KHL	9	1	5	0	1	2.80	.903	-	-	-	-	-	-
2014-15	SKA-St. Petersburg	KHL	6	3	0	3	0	2.33	.917	-	-	-	-	-	-
	SKA-Karelia	VHL	8	3	3	2	1	1.72	.943	-	-	-	-	-	-
	SKA-1946 St. Petersburg	MHL	3	2	0	1	0	2.26	.934	13	7	6	1	2.47	.910
	Russia	WJC	5	3	1	0	1	1.98	.938	-	-	-	-	-	-
2015-16	SKA-St. Petersburg	KHL	7	5	2	0	1	2.58	.912	-	-	-	-	-	-
	SKA-Neva	VHL	25	16	6	3	6	1.19	.954	-	-	-	-	-	-
	SKA-1946 St. Petersburg	MHL	2	1	1	0	0	1.51	.946	-	-	-	-	-	-



SERGEY ZBOROVSKIY

DEFENSEMAN

HEIGHT **6'4"** WEIGHT **197** SHOOTS **RIGHT**
BORN **FEB 21, 1997** BIRTHPLACE **MOSCOW, RUSSIA**

2015-16 NOTES:

- Established Western Hockey League (WHL) career-highs in goals (eight), assists (17), points (25), and power play goals (two), and tied his WHL career-high in plus/minus rating (plus-15)
- Ranked fourth on Regina – and ranked second among team defensemen – in plus/minus rating
- Tied for second among team defensemen in goals and ranked third among team defensemen in assists and points
- Established WHL playoff career-highs in games played (12), assists (five), points (five), and plus/minus rating (plus-six)
- Led Regina in plus/minus rating and ranked third among Pats defensemen in assists and points in the playoffs

CAREER TRANSACTIONS: June 27, 2015 – Selected by the Rangers in the third round, 79th overall, of the 2015 NHL Entry Draft.

SEASON	TEAM	LEAGUE	REGULAR SEASON						PLAYOFFS			
			GP	G	A	PTS	PIM	GP	G	A	PTS	PIM
2013-14	HK MVD Balashikha	MHL	4	0	0	0	2	-	-	-	-	-
2014-15	Regina	WHL	71	3	16	19	70	6	0	1	1	13
2015-16	Regina	WHL	64	8	17	25	61	12	0	5	5	2

NEW YORK RANGERS 2016 NHL ENTRY DRAFT SELECTIONS



SEAN DAY

SELECTED **THIRD ROUND, 81ST OVERALL**

DEFENSEMAN

HEIGHT **6'2"** WEIGHT **231** SHOOTS **LEFT**

BORN **JAN 9, 1998** BIRTHPLACE **LEUVEN, BELGIUM**

2015-16 NOTES: Participated in the CHL Top Prospects Game ... Ranked second among Mississauga defensemen in assists (16) and ranked third among Mississauga defensemen in goals (six) and points (22) ... Posted a six-game point streak from Oct. 17 at Saginaw to Oct. 29 at Niagara (three goals, four assists over the span) ... Tallied eight points (three goals, five assists) in his final 15 regular season games ... Registered three points (one goal, two assists) in seven playoff contests ... Tied for first among Steelheads defensemen in points during the playoffs.

SCOUTING REPORT: Excellent skater who has used his exceptional talent to become a mobile, two-way defenseman.

BACKGROUND: Became the first Belgian-born player to be selected in the NHL Entry Draft ... Was granted exceptional player status and allowed to play in the Ontario Hockey League when he was 15 years old; became the fourth player at the time who was granted exceptional player status by Hockey Canada (along with John Tavares, Aaron Ekblad, and Connor McDavid) ... His hobbies are fishing, boating, playing cornhole.

QUOTEBOOK: "He is a big, powerful, smooth-skating defenseman who can cover the ice at an elite pace and play in all situations. He is just scratching the surface of his offensive and defensive skill set." - Gordie Clark, Director, Player Personnel

SEASON	TEAM	LEAGUE	REGULAR SEASON					PLAYOFFS				
			GP	G	A	PTS	PIM	GP	G	A	PTS	PIM
2015-16	Mississauga	OHL	57	6	16	22	27	7	1	2	3	4



TARMO REUNANEN

SELECTED **FOURTH ROUND, 98TH OVERALL**

DEFENSEMAN

HEIGHT **6'0"** WEIGHT **178** SHOOTS **LEFT**

BORN **MAR 1, 1998** BIRTHPLACE **AANEKOSKI, FINLAND**

2015-16 NOTES: Skated in 11 games with TPS U20 in Jr. Liiga in Finland, registering two goals and four assists for six points, along with a plus-four rating and 14 penalty minutes ... Skated in two playoff games with TPS U20 ... Tallied three assists in three playoff games with TPS U18.

SCOUTING REPORT: Creates scoring opportunities through his elite playmaking abilities ... Reliable defenseman who limits scoring chances against through above average positioning on the ice.

BACKGROUND: Would trade places with Henrik Lundqvist for a day ... Lists Saku Koivu and Petteri Nummelin as his hockey idols ... His ideal dinner guest would be former Ranger Esa Tikkanen.

QUOTEBOOK: He is a talented defenseman with good all-around game. He plays with an edge and has an aggressive approach. He is a crisp, accurate puck mover, who sees options when passes and plays with a lot of confidence." - Jan Gajdosik, European Scout

SEASON	TEAM	LEAGUE	REGULAR SEASON					PLAYOFFS				
			GP	G	A	PTS	PIM	GP	G	A	PTS	PIM
2015-16	TPS U20	Jr. Liiga	11	2	4	6	14	2	0	0	0	2
	TPS U18	Jr. B Sarja	-	-	-	-	-	3	0	3	3	2



TIM GETTINGER

SELECTED **FIFTH ROUND, 141ST OVERALL**

LEFT WING

HEIGHT **6'6"** WEIGHT **217** SHOOTS **LEFT**

BORN **APR 14, 1998** BIRTHPLACE **CLEVELAND, OH**

2015-16 NOTES: Established OHL career-highs in several categories, including games played (60), goals (17), assists (22), and points (39) ... Participated in the CHL Top Prospects Game ... Ranked fourth on the Greyhounds in shots on goal (177) ... Tallied three assists and posted a plus-three rating on Oct. 2 at Guelph ... Registered eight points (four goals, four assists) in the final nine games of the regular season ... Skated in 12 playoff games, registering one goal and three assists for four points.

SCOUTING REPORT: Two-way forward who has potential to be a consistent member of a team's top six forwards in the lineup ... Uses his size to effectively protect the puck and possesses an above average shot.

BACKGROUND: His first job was working for a landscaper ... Owns an English golden retriever named Bailey, and a cat named Iggy.

QUOTEBOOK: "He possesses a combination of excellent size, skating ability, hands, and two-way sense. He makes effective use of his size and reach to protect the puck, and he is a presence in front of the net on the power play. He understands the game defensively and is an intelligent penalty killer." - Rich Brown, Amateur Scout

SEASON	TEAM	LEAGUE	REGULAR SEASON					PLAYOFFS				
			GP	G	A	PTS	PIM	GP	G	A	PTS	PIM
2015-16	Sault Ste. Marie	OHL	60	17	22	39	32	12	1	3	4	0



GABRIEL FONTAINE

SELECTED **SIXTH ROUND, 171ST OVERALL**

CENTER

HEIGHT **6'1"** WEIGHT **191** SHOOTS **LEFT**

BORN **APR 30, 1997** BIRTHPLACE **SHERBROOKE, QC**

2015-16 NOTES: Established QMJHL career-highs in several categories, including games played (63), goals (20), assists (25), points (45), and plus/minus rating (plus-29) ... Ranked sixth on the Huskies in goals and plus/minus rating ... Recorded 16 points (five goals, 11 assists) and a plus-19 rating in 20 playoff games while helping Rouyn-Noranda win the QMJHL Championship ... Led the QMJHL in plus/minus rating during the playoffs ... Tallied two points (one goal, one assist) in five games during the Memorial Cup.

SCOUTING REPORT: Responsible, two-way forward who excels in all three zones on the ice ... Possesses excellent vision on the ice and is an effective passer.

BACKGROUND: In addition to winning the QMJHL Championship in 2015-16, he won the QMJHL Gold Cup in 2012-13 ... His hobbies include mountain biking, wakeboarding, golfing and fishing ... In addition to hockey, he played basketball as a kid.

QUOTEBOOK: "He is a fast skater, a good passer, and he protects the puck very well. He showed leadership and determination throughout the year while helping his team win the QMJHL Championship." - Daniel Dore, Amateur Scout

SEASON	TEAM	LEAGUE	REGULAR SEASON					PLAYOFFS				
			GP	G	A	PTS	PIM	GP	G	A	PTS	PIM
2015-16	Rouyn-Noranda	QMJHL	63	20	25	45	43	20	5	11	16	24
	Rouyn-Noranda	M-Cup	-	-	-	-	-	5	1	1	2	8

NEW YORK RANGERS 2016 NHL ENTRY DRAFT SELECTIONS



TYLER WALL

SELECTED **SIXTH ROUND, 174TH OVERALL**

GOALTENDER

HEIGHT **6'3"** WEIGHT **206** CATCHES **LEFT**

BORN **JAN 14, 1998** BIRTHPLACE **LEAMINGTON, ON**

2015-16 NOTES: Led the GOJHL in GAA (1.49) and SV% (.940), ranked third in wins (27), and tied for third in SO (four) ... Received the Roy Bruhlman Award as Western Conference Rookie of the Year and was selected to the Western Conference All-Rookie Team ... Named a Western Conference First Team All-Star ... Was a co-Recipient of the Roy Caley Award for helping Leamington post the best Team Goals Against Average ... Selected as Western Conference Goaltender of the Month in the GOJHL for September, December and January ... Selected to participate in GOJHL Top Prospects Game.

SCOUTING REPORT: Uses his size to cover the net very well ... Plays deep in the crease and has an above average sense of the game ... Is calm and laid back.

BACKGROUND: Is committed to play collegiate hockey at UMass-Lowell ... His first job was cucumber packing at age 13 on a farm owned by his mom's friend ... Juggles three tennis balls off of a wall prior to every game.

QUOTEBOOK: "Calm and composed in goal, he is quick, athletic, and competitive. He is an intelligent goaltender who anticipates very well and has shown the ability to make the big stop at critical moments." - Rich Brown, Amateur Scout

SEASON	TEAM	LEAGUE	REGULAR SEASON							PLAYOFFS					
			GP	W	L	T	SO	GAA	SV%	GP	W	L	SO	GAA	SV%
2015-16	Leamington	GOJHL	31	27	2	1	4	1.49	.940	12	7	5	1	2.58	.898



TY RONNING

SELECTED **SEVENTH ROUND, 201ST OVERALL**

RIGHT WING

HEIGHT **5'9"** WEIGHT **167** SHOOTS **RIGHT**

BORN **OCT 20, 1997** BIRTHPLACE **BURNABY, BC**

2015-16 NOTES: Established WHL career-highs in several categories, including games played (67), goals (31), assists (28), and points (59) ... Led Vancouver in goals, points, power play goals (eight), and game-winning goals (five), and ranked fourth in assists ... Registered his first career WHL hat trick on Oct. 9 at Regina ... Talled three points (two goals, one assist) on Nov. 13 vs. Kamloops ... Recorded his second hat trick of the season on Dec. 2 vs. Medicine Hat.

SCOUTING REPORT: Is a skilled player who has the potential to be a top-six forward in the NHL ... Possesses elite puck skills and hockey sense.

BACKGROUND: Is the son of former NHL player Cliff Ronning, who registered 869 points in 1,137 games over 17 seasons in the league ... Owns five dogs, all of which are rescue dogs ... Lists the ability to sing as the talent he'd like to have the most.

QUOTEBOOK: "He is a quick player with a very good sense for the net. He has good hockey smarts, which allows him to get to the scoring areas on the ice. He plays with no fear and will be first player hustling to recover loose pucks." - Kim Gellert, Amateur Scout

SEASON	TEAM	LEAGUE	REGULAR SEASON						PLAYOFFS				
			GP	G	A	PTS	PIM	GP	G	A	PTS	PIM	
2015-16	Vancouver	WHL	67	31	28	59	18	-	-	-	-	-	

2016-17 NEW YORK RANGERS ROSTER

FORWARDS	HEIGHT	WEIGHT	SHOOTS	BIRTHPLACE
Brown, Chris	6'2"	208	Right	Flower Mound, Texas
Buchnevich, Pavel	6'2"	193	Left	Cherepovets, Russia
Chapie, Adam	6'1"	186	Right	Oxford, Michigan
Fast, Jesper	6'0"	190	Right	Nassjo, Sweden
Fogarty, Steven	6'3"	206	Right	Chambersburg, Pennsylvania
Gerbe, Nathan	5'4"	176	Left	Oxford, Michigan
Glass, Tanner	6'1"	213	Left	Regina, Saskatchewan
Grabner, Michael	6'1"	185	Left	Villach, Austria
Gropp, Ryan	6'2"	190	Left	Kamloops, British Columbia
Hayes, Kevin	6'5"	215	Left	Dorchester, Massachusetts
Hrivik, Marek	6'2"	197	Left	Zilina, Slovakia
Jensen, Nicklas	6'3"	216	Left	Herning, Denmark
Jooris, Josh	6'1"	197	Right	Burlington, Ontario
Kovacs, Robin	6'0"	186	Left	Stockholm, Sweden
Kreider, Chris	6'3"	228	Left	Boxford, Massachusetts
Lindberg, Oscar	6'1"	202	Left	Skelleftea, Sweden
Miller, J.T.	6'1"	206	Left	East Palestine, Ohio
Nash, Rick	6'4"	212	Left	Brampton, Ontario
Nieves, Cristoval	6'3"	219	Left	Syracuse, New York
Pirri, Brandon	6'0"	186	Left	Toronto, Ontario
Stepan, Derek	6'0"	196	Right	Hastings, Minnesota
Stromwall, Malte	6'0"	191	Right	Lulea, Sweden
Tambellini, Adam	6'4"	195	Left	Port Moody, British Columbia
Vesey, Jimmy	6'3"	207	Left	North Reading, Massachusetts
Zibanejad, Mika	6'2"	215	Right	Huddinge, Sweden
Zuccarello, Mats	5'8"	179	Left	Oslo, Norway
DEFENSEMEN	HEIGHT	WEIGHT	SHOOTS	BIRTHPLACE
Andersson, Calle	6'2"	216	Right	Malmo, Sweden
Bodie, Mat	6'0"	175	Left	East St. Paul, Manitoba
Clendening, Adam	6'0"	196	Right	Niagara Falls, New York
Donnay, Troy	6'7"	203	Right	Fenton, Michigan
Gilmour, John	6'0"	195	Left	Montreal, Quebec
Girardi, Dan	6'1"	212	Right	Welland, Ontario
Graves, Ryan	6'5"	216	Left	Yarmouth, Nova Scotia
Holden, Nick	6'4"	214	Left	St. Albert, Alberta
Hughes, Tommy	6'2"	223	Right	London, Ontario
Klein, Kevin	6'1"	206	Right	Kitchener, Ontario
McDonagh, Ryan	6'1"	216	Left	St. Paul, Minnesota
McIlrath, Dylan	6'5"	236	Right	Winnipeg, Manitoba
Paliotta, Michael	6'4"	207	Right	Westport, Connecticut
Skjei, Brady	6'3"	211	Left	Lakeville, Minnesota
Staal, Marc	6'4"	209	Left	Thunder Bay, Ontario
Summers, Chris	6'2"	207	Left	Ann Arbor, Michigan
GOALTENDERS	HEIGHT	WEIGHT	CATCHES	BIRTHPLACE
Halverson, Brandon	6'4"	212	Left	Traverse City, Michigan
Hellberg, Magnus	6'6"	209	Left	Uppsala, Sweden
Lundqvist, Henrik	6'1"	188	Left	Are, Sweden
Raanta, Antti	6'0"	195	Left	Rauma, Finland
Skapski, Mackenzie	6'3"	197	Left	Abbotsford, British Columbia

2016-17 NEW YORK RANGERS ROSTER

BIRTHDATE	2015-16 TEAM	GP	G	A	PTS	PIM
2/3/91	Capitals (NHL)	1	0	0	0	0
	Hershey (AHL)	20	3	6	9	20
	Hartford (AHL)	20	3	6	9	20
4/17/95	Severstal (KHL)	40	12	17	29	20
	SKA-St. Petersburg (KHL)	18	4	4	8	4
7/6/91	UMass-Lowell (NCAA)	39	16	19	35	57
12/2/91	Rangers (NHL)	79	10	20	30	18
4/19/93	University of Notre Dame (NCAA)	37	10	13	23	26
	Hartford (AHL)	3	0	1	1	0
7/24/87	Hurricanes (NHL)	47	3	4	7	14
11/29/83	Rangers (NHL)	57	4	3	7	66
	Hartford (AHL)	17	2	3	5	23
10/5/87	Maple Leafs (NHL)	80	9	9	18	12
9/16/96	Seattle (WHL)	66	34	36	70	40
5/8/92	Rangers (NHL)	79	14	22	36	30
8/28/91	Rangers (NHL)	5	0	1	1	0
	Hartford (AHL)	68	12	29	41	18
3/6/93	Utica (AHL)	27	4	8	12	20
	Hartford (AHL)	41	15	10	25	12
	Denmark (WC)	8	5	2	7	6
7/14/90	Flames (NHL)	59	4	9	13	39
11/16/96	Rogle BK (SHL)	4	0	1	1	0
	AIK (Allsvenskan)	44	21	13	34	54
4/30/91	Rangers (NHL)	79	21	22	43	58
10/29/91	Rangers (NHL)	68	13	15	28	43
3/14/93	Rangers (NHL)	82	22	21	43	46
6/16/84	Rangers (NHL)	60	15	21	36	30
1/23/94	University of Michigan (NCAA)	35	10	21	31	18
	Hartford (AHL)	8	2	3	5	0
4/10/91	Panthers (NHL)	52	11	13	24	30
	Ducks (NHL)	9	3	2	5	0
6/18/90	Rangers (NHL)	72	22	31	53	20
8/24/94	AIK (Allsvenskan)	49	25	17	42	26
11/1/94	Hartford (AHL)	74	17	15	32	24
5/26/93	Harvard (NCAA)	33	24	22	46	6
4/18/93	Senators (NHL)	81	21	30	51	18
9/1/87	Rangers (NHL)	81	26	35	61	34
	Norway (WC)	7	1	2	3	4

BIRTHDATE	2015-16 TEAM	GP	G	A	PTS	PIM
5/16/94	Hartford (AHL)	43	5	4	9	14
3/7/90	Hartford (AHL)	76	7	29	36	38
10/26/92	Penguins (NHL)	9	0	1	1	10
	Oilers (NHL)	20	1	5	6	10
	Wilkes-Barre/Scranton (AHL)	6	0	3	3	0
2/18/94	Hartford (AHL)	1	0	0	0	0
	Greenville (ECHL)	61	2	9	11	48
5/17/93	Providence (NCAA)	34	9	14	23	18
4/29/84	Rangers (NHL)	74	2	15	17	20
5/21/95	Hartford (AHL)	74	9	12	21	53
5/15/87	Avalanche (NHL)	82	6	16	22	24
4/7/92	Hartford (AHL)	59	2	7	9	48
12/13/84	Rangers (NHL)	69	9	17	26	19
6/13/89	Rangers (NHL)	73	9	25	34	22
4/20/92	Rangers (NHL)	34	2	2	4	64
4/6/93	Blue Jackets (NHL)	1	0	0	0	4
	Lake Erie (AHL)	68	8	15	23	29
3/26/94	Rangers (NHL)	7	0	0	0	4
	Hartford (AHL)	68	4	24	28	36
	United States (WC)	10	1	0	1	2
1/13/87	Rangers (NHL)	77	2	13	15	36
2/5/88	Rangers (NHL)	3	0	0	0	4
	Hartford (AHL)	74	3	8	11	51

BIRTHDATE	2015-16 TEAM	GP	W	L	OT	GAA
3/29/96	Sault Ste. Marie (OHL)	43	20	17	4	3.00
	United States (WJC)	2	1	0	0	0.65
4/4/91	Rangers (NHL)	1	0	0	0	6.00
	Hartford (AHL)	53	30	20	3	2.40
3/2/82	Rangers (NHL)	65	35	21	7	2.48
5/12/89	Rangers (NHL)	25	11	6	2	2.24
6/15/94	Hartford (AHL)	13	4	7	0	3.05
	Greenville (ECHL)	27	5	14	4	3.26

HOW THE RANGERS WERE BUILT

Calle Andersson	Rangers fourth round choice, 119th overall, in the 2012 NHL Entry Draft.
Mat Bodie	Signed as an undrafted free agent on April 15, 2014.
Chris Brown	From the Washington Capitals in exchange for Ryan Bourque on February 28, 2016.
Pavel Buchnevich	Rangers third round choice, 75th overall, in the 2013 NHL Entry Draft.
Adam Chapie	Signed as an undrafted free agent on April 1, 2016.
Adam Clendening	Signed as a free agent on July 1, 2016.
Troy Donnay	Signed as an undrafted free agent on July 31, 2013.
Jesper Fast	Rangers sixth round choice, 157th overall, in the 2010 NHL Entry Draft.
Steven Fogarty	Rangers third round choice, 72nd overall, in the 2011 NHL Entry Draft.
Nathan Gerbe	Signed as a free agent on July 1, 2016.
John Gilmour	Signed as a free agent on August 18, 2016.
Dan Girardi	Signed as an undrafted free agent on July 1, 2006.
Tanner Glass	Signed as a free agent on July 1, 2014.
Michael Grabner	Signed as a free agent on July 1, 2016.
Ryan Graves	Rangers fourth round choice, 110th overall, in the 2013 NHL Entry Draft.
Ryan Gropp	Rangers second round choice, 41st overall, in the 2015 NHL Entry Draft.
Brandon Halverson	Rangers second round choice, 59th overall, in the 2014 NHL Entry Draft.
Kevin Hayes	Signed as a free agent on August 20, 2014.
Magnus Hellberg	From the Nashville Predators in exchange for a sixth round pick in the 2017 NHL Entry Draft on July 1, 2015.
Nick Holden	From the Colorado Avalanche in exchange for a fourth round pick in the 2017 NHL Entry Draft on June 25, 2016.
Marek Hrivik	Signed as an undrafted free agent on May 30, 2012.
Tommy Hughes	Signed as an undrafted free agent on April 1, 2013.
Nicklas Jensen	From the Vancouver Canucks with a sixth round pick in the 2017 NHL Entry Draft in exchange for Emerson Etem on January 8, 2016.
Josh Jooris	Signed as a free agent on July 15, 2016.
Kevin Klein	From the Nashville Predators in exchange for Michael Del Zotto on January 22, 2014.
Robin Kovacs	Rangers third round choice, 62nd overall, in the 2015 NHL Entry Draft.
Chris Kreider	Rangers first round choice, 19th overall, in the 2009 NHL Entry Draft.
Oscar Lindberg	From the Phoenix Coyotes in exchange for Ethan Werek on May 8, 2011.
Henrik Lundqvist	Rangers seventh round choice, 205th overall, in the 2000 NHL Entry Draft.
Ryan McDonagh	From the Montreal Canadiens with Chris Higgins, Pavel Valenko, and Doug Janik in exchange for Scott Gomez, Tom Pyatt, and Mike Busto on June 30, 2009.
Dylan McIlrath	Rangers first round choice, 10th overall, in the 2010 NHL Entry Draft.
J.T. Miller	Rangers first round choice, 15th overall, in the 2011 NHL Entry Draft.
Rick Nash	From the Columbus Blue Jackets with Steven Delisle and a third round pick in the 2013 NHL Entry Draft in exchange for Artem Anisimov, Brandon Dubinsky, Tim Erixon, and a first round pick in the 2013 NHL Entry Draft on July 23, 2012.
Cristoval Nieves	Rangers second round pick, 59th overall, in the 2012 NHL Entry Draft.
Michael Paliotta	Signed as a free agent on July 1, 2016.
Brandon Pirri	Signed as a free agent on August 26, 2016.
Antti Raanta	From the Chicago Blackhawks in exchange for Ryan Haggerty on June 27, 2015.
Mackenzie Skapski	Rangers sixth round choice, 170th overall, in the 2013 NHL Entry Draft.
Brady Skjei	Rangers first round choice, 28th overall, in the 2012 NHL Entry Draft.
Marc Staal	Rangers first round choice, 12th overall, in the 2005 NHL Entry Draft.
Derek Stepan	Rangers second round choice, 51st overall, in the 2008 NHL Entry Draft.
Malte Stromwall	Signed as an undrafted free agent on April 17, 2016.
Chris Summers	From the Arizona Coyotes with Keith Yandle and a fourth round pick in the 2016 NHL Entry Draft in exchange for John Moore, Anthony Duclair, a second round pick in the 2015 NHL Entry Draft, and a first round pick in the 2016 NHL Entry Draft on March 1, 2015.
Adam Tambellini	Rangers third round choice, 65th overall, in the 2013 NHL Entry Draft.
Jimmy Vesey	Signed as a free agent on August 19, 2016.
Mika Zibanejad	From the Ottawa Senators with a second round pick in the 2018 NHL Entry Draft in exchange for Derick Brassard and a seventh round pick in the 2018 NHL Entry Draft on July 18, 2016.
Mats Zuccarello	Signed as a free agent on March 28, 2013.



HARTFORD WOLF PACK

HARTFORD WOLFPACK SCHEDULE

f /HARTFORDWOLFPACK

t @WOLFPACKAL

ig /HARTFORD_WOLFPACK

2016-17

OCTOBER						
SUN	MON	TUE	WED	THU	FRI	SAT
						1
2	3	4	5	6	7	8
9	10	11	12	13	STJ ¹⁴ 7:15PM	WBS ¹⁵ 7:05PM
16	17	18	19	20	21	LV ²² 7:05PM
STJ ²³ 5PM	24	25	HER ²⁶ 7PM	27	LV ²⁸ 7:15PM	UTI ²⁹ 7PM
30	31					

NOVEMBER						
SUN	MON	TUE	WED	THU	FRI	SAT
		1	LV ² 11AM	3	BRI ⁴ 7:15PM	PRO ⁵ 7:05PM
6	7	8	9	10	RCH ¹¹ 7:05PM	UTI ¹² 7:30PM
WBS ¹³ 5PM	14	15	SPR ¹⁶ 7PM	17	18	BNG ¹⁹ 7PM
PRO ²⁰ 5PM	21	22	BRI ²³ 7PM	24	ALB ²⁵ 7:15PM	LV ²⁶ 7:05PM
27	28	29	30			

HOME AWAY

DECEMBER						
SUN	MON	TUE	WED	THU	FRI	SAT
				1	2	TOR ³ 3PM
TOR ⁴ 3PM	5	6	SPR ⁷ 7PM	8	9	TOR ¹⁰ 7PM
PRO ¹¹ 3:05PM	12	13	WBS ¹⁴ 7PM	15	SYR ¹⁶ 7:15PM	HER ¹⁷ 7PM
18	19	20	SYR ²¹ 7PM	22	23	24
25	BRI ²⁶ 7PM	PRO ²⁷ 7PM	28	29	SPR ³⁰ 7:05PM	ALB ³¹ 5PM

JANUARY						
SUN	MON	TUE	WED	THU	FRI	SAT
1	2	WBS ³ 7:05PM	4	5	LV ⁶ 7:15PM	BRI ⁷ 7:30PM
PRO ⁸ 3:05PM	9	10	RCH ¹¹ 7:05PM	12	STJ ¹³ 6PM	STJ ¹⁴ 6PM
15	16	17	18	19	TOR ²⁰ 7:15PM	RCH ²¹ 7:00PM
PRO ²² 5:05PM	23	24	HER ²⁵ 7PM	26	BRI ²⁷ 7PM	PRO ²⁸ 7PM
29	30	31				

FEBRUARY						
SUN	MON	TUE	WED	THU	FRI	SAT
			1	2	UTI ³ 7:15PM	RCH ⁴ 7:30PM
5	6	7	8	9	SPR ¹⁰ 7:05PM	HER ¹¹ 7PM
12	13	14	15	16	LV ¹⁷ 7:05PM	LV ¹⁸ 7:05PM
SPR ¹⁹ 5PM	20	21	22	23	HER ²⁴ 7:15PM	SPR ²⁵ 7:05PM
BNG ²⁶ 5PM	27	28				

MARCH						
SUN	MON	TUE	WED	THU	FRI	SAT
			SPR ¹ 7PM	2	3	LV ⁴ 3PM
WBS ⁵ 3PM	6	7	8	9	WBS ¹⁰ 7:05PM	SPR ¹¹ 7:05PM
BRI ¹² 3PM	13	14	15	16	HER ¹⁷ 7PM	HER ¹⁸ 7PM
19	20	WBS ²¹ 7:05PM	22	23	PRO ²⁴ 7:15PM	BRI ²⁵ 7PM
PRO ²⁶ 3PM	27	28	29	30	HER ³¹ 7:15PM	

APRIL						
SUN	MON	TUE	WED	THU	FRI	SAT
						ALB ¹ 5PM
PRO ² 3:05PM	3	4	5	6	SPR ⁷ 7:15PM	WBS ⁸ 7PM
BRI ⁹ 3PM	10	11	ALB ¹² 7PM	13	UTI ¹⁴ 7PM	SPR ¹⁵ 7:05PM
16	17	18	19	20	21	22
23	24	25	26	27	28	29
30						

Times listed are Eastern.

ALB Albany Devils
 BNG Binghamton Senators
 BRI Bridgeport Sound Tigers
 HER Hershey Bears
 LV Lehigh Valley Phantoms
 PRO Providence Bruins
 RCH Rochester Americans

SPR Springfield Thunderbirds
 STJ St. John's IceCaps
 SYR Syracuse Crunch
 TOR Toronto Marlies
 UTI Utica Comets
 WBS W-B/Scranton Penguins



HARTFORD WOLF PACK TEAM PERSONNEL, 2016-17

EXECUTIVE MANAGEMENT

President, New York Rangers/Governor, Hartford Wolf Pack	Glen Sather
General Manager, Hartford Wolf Pack	Jim Schoenfeld
General Manager, XL Center	Chris Lawrence
Assistant General Manager, XL Center	Casey Heverling

HOCKEY CLUB PERSONNEL

Head Coach	Ken Gernander
Assistant Coach/Assistant General Manager	Pat Boller
Assistant Coach	Keith McCambridge
Athletic Trainer	Brian Fairbrother
Assistant Trainer	Kevin Gazzale
Strength and Conditioning Coordinator	Mark Cesari
Assistant Strength and Conditioning Coach	Kevin Gately
Equipment Manager	Russell Holdredge
Assistant Equipment Manager	Craig Lewis
Video Coordinator	Corey Smith

FRONT OFFICE

Vice-President, Corporate Sales	Bryan Dooley
Director of Ticket Sales	Mike Cecchini
Director of Business Development	Adam Goldberg
Director of Finance	Jeffrey McGarr
Director of Corporate Sales	Eric Horn
Director of Premium Seating	Allyson Boal
Director of Marketing, XL Center	Danielle Griebel
Director of Broadcasting & Public Relations	Bob Crawford
Marketing Manager	Ben DiCandilo
Community Relations Manager & Game Presentation Manager	Frank Berrian
Corporate Sales Manager	Rose LeBlanc
Sales Manager	Dave Romeiko
Box Office Manager	Ruth Clarke-Olen
Assistant Box Office Manager	Paige Stouch
Account Executive	Luc Berube
Account Executive	Courtney Perzan
Account Executive	James Warner
Executive Assistant	Elyse O'Connell
Event Coordinator	Pearson Davis
Graphic Designer	Gary Goldberg-O'Maxfield

COACHING STAFF



KEN GERNANDER

Head Coach | Ken Gernander was named head coach of the Hartford Wolf Pack on July 23, 2007, becoming the fifth head coach in franchise history.

Gernander, 47, previously served as an Assistant Coach of the Wolf Pack for two seasons after concluding an illustrious 14-year playing career in April of 2005. A member of the Rangers organization since signing as a free agent in 1994, Gernander served as captain of the club's top minor league affiliate in each of his last 10 years on the ice (all eight years in Hartford, plus the final two seasons in Binghamton).

The native of Coleraine, Minnesota registered 637 points (300 goals, 337 assists) in 986 games with the Fort Wayne Komets of the International Hockey League (IHL) and the Moncton Hawks, Binghamton Rangers and Hartford Wolf Pack of the American Hockey League (AHL). Gernander retired as the highest-scoring American-born player (293-331-624) in AHL history and ranked eighth all-time in AHL games played (973). He is the Wolf Pack franchise leader in career games played (599) and playoff games played (78). Gernander also ranks second all-time in goals (160), assists (187) and points (347) in Wolf Pack franchise history. In Calder Cup playoff action, he recorded 27 goals and 29 assists for 56 points, along with 20 penalty minutes in 123 career postseason games. On April 26, 2005, he established a new AHL record (since surpassed) for most playoff game appearances when he skated in his 121st post-season outing vs. Lowell, surpassing Fred Glover.

A three-time AHL All-Star, Gernander also captained the 1999 PlanetUSA team at the AHL All-Star Classic in Philadelphia. He was twice voted recipient of the Fred T. Hunt Memorial Award for sportsmanship, determination and dedication to hockey in 1996 and 2004. As a member of the Wolf Pack, he was voted team MVP in 1998 and recipient of the "Bob Giouard Memorial Character" award in 2002, best defensive forward in 2002 and an American Specialty/AHL Man of the Year nominee in 2004.

A four-year letterman at the University of Minnesota, Gernander was originally drafted by Winnipeg with the 96th overall choice in the 1987 NHL Entry Draft. For his NHL career, he skated in 12 contests, all with the Rangers, registering two goals and three assists for five points, along with 15 penalty minutes. In addition, Gernander appeared in 15 Stanley Cup playoff games with the Blueshirts.

He and his wife, Kerby, have one son, Micah, and two daughters, McKenna and Miranda.

SEASON	TEAM	LEAGUE	REGULAR SEASON					PLAYOFFS			
			GC	W	L	OT	PTS%	GC	W	L	WIN%
2007-08	Hartford	AHL	80	50	20	10	.688	5	1	4	.200
2008-09	Hartford	AHL	80	46	27	7	.619	6	2	4	.333
2009-10	Hartford	AHL	80	36	33	11	.519	-	-	-	-
2010-11	Hartford/Connecticut	AHL	80	40	32	8	.550	6	2	4	.333
2011-12	Connecticut	AHL	76	36	26	14	.566	9	5	4	.556
2012-13	Connecticut	AHL	76	35	32	9	.520	-	-	-	-
2013-14	Hartford	AHL	76	37	32	7	.533	-	-	-	-
2014-15	Hartford	AHL	76	43	24	9	.625	15	7	8	.467
2015-16	Hartford	AHL	76	41	32	3	.559	-	-	-	-
AHL TOTALS			700	364	258	78	.576	41	17	24	.415



PAT BOLLER

Assistant Coach/Assistant General Manager | Pat Boller enters his 10th season behind the Wolf Pack bench as an Assistant Coach. In his role, Boller serves the team as a bench coach and video analyst. In addition, Boller added the title of Assistant General Manager prior to the start of the 2016-17 season.

Boller, 43, joined Hartford after serving nine years in the Rangers organization as a Coaches Assistant and Director of Operations, Madison Square Garden Training Center. In this capacity, he worked closely with Video Analyst Jerry Dineen to prepare video, as well as assisting with pre-scouting and tracking statistics. Additionally, Boller helped coordinate team travel and scheduling.

Boller was also instrumental in organizing and assisting with summer prospect and development camps, working closely with Rangers' prospects on and off the ice. The summer months also involved setting up player rehab and offseason programs in preparation for the coming season.

A former college hockey player and assistant captain at SUNY Potsdam, Boller was a member of the coaching staff at Manhattanville College in Purchase, New York. During his tenure, Manhattanville won the ECAC Championship three-straight seasons (2005, 2006, and 2007). He helped lead Manhattanville to an appearance in the Division III Final Eight in 2005 and 2006, and a Final Four appearance in 2007. The Queens, New York, native made it to the international stage in 2006 as Video Coach for USA Hockey at the World Junior Championship, serving under Head Coach Walt Kyle. He also went on to coach at the USA Select 15 Festival in 2006 and 2007.

Boller and his wife, Claudia, reside in Danbury, Connecticut with their sons, Kyle and Jack.



KEITH McCAMBRIDGE

Assistant Coach | Keith McCambridge begins his first season with the Wolf Pack coaching staff after being named Assistant Coach on August 3, 2016.

McCambridge, 42, joins the Rangers organization after serving five seasons (2011-12 – 2015-16) as Head Coach of the Winnipeg Jets' AHL affiliate (St. John's IceCaps from 2011-12 – 2014-15 and Manitoba Moose in 2015-16). He posted a 179-158-23-20 record (wins-losses-overtime losses-shootout losses) during his five seasons as Head Coach of the IceCaps/Moose and guided the team to a playoff berth twice over the span.

In his first season with the team in 2011-12, McCambridge helped St. John's finish in first place in the Atlantic Division with a 43-25-5-3 record and advance to the Eastern Conference Finals. The IceCaps earned 99 points during the regular season in 2013-14 (46-23-2-5 record), and McCambridge helped the team advance to the Calder Cup Finals. In addition, McCambridge served as the Head Coach of the Eastern Conference All-Stars at the 2012 AHL All-Star Classic.

Prior to becoming Head Coach of Winnipeg's AHL affiliate, the Thompson, Manitoba, native served as an Assistant Coach with the Manitoba Moose for two seasons (2009-10 and 2010-11). McCambridge also spent six seasons with the Alaska Aces of the ECHL (2003-04 – 2008-09), serving three seasons as a player/Assistant Coach (2003-04 – 2005-06), one season as an Assistant Coach after finishing his playing career (2006-07), and two seasons as the Aces' Head Coach (2007-08 and 2008-09).

Prior to beginning his coaching career, McCambridge played 11 seasons of professional hockey (1995-96 – 2005-06) in the AHL, ECHL, and International Hockey League (IHL). In seven AHL seasons, he registered nine goals and 21 assists for 30 points, along with 1,057 penalty minutes in 378 games. In his final season as a player in 2005-06, McCambridge won the Kelly Cup as ECHL Champions while serving as the captain of the Alaska Aces. In addition, McCambridge helped the Kamloops Blazers win the Memorial Cup while playing his final season of junior hockey in 1994-95. He was selected by the Calgary Flames in the eighth round, 201st overall, of the 1994 NHL Entry Draft.



AMERICAN HOCKEY LEAGUE 2015-16 FINAL STANDINGS

EASTERN CONFERENCE									
	GP	W	L	OTL	SL	PTS	PCT	GF	GA
1 Toronto Marlies	76	54	16	5	1	114	.750	294	191
2 Albany Devils	76	46	20	8	2	102	.671	212	167
3 Hershey Bears	76	43	21	5	7	98	.645	259	220
4 Providence Bruins	76	41	22	9	4	95	.625	238	198
5 Wilkes-Barre/Scranton Penguins	76	43	27	4	2	92	.605	230	203
6 Portland Pirates	76	41	27	6	2	90	.592	215	207
7 Utica Comets	76	38	26	8	4	88	.579	224	217
8 Bridgeport Sound Tigers	76	40	29	4	3	87	.572	209	220
9 Hartford Wolf Pack	76	41	32	3	0	85	.559	202	199
10 Syracuse Crunch	76	32	29	11	4	79	.520	213	240
11 St. John's IceCaps	76	32	33	8	3	75	.493	208	239
12 Lehigh Valley Phantoms	76	34	35	4	3	75	.493	215	222
13 Rochester Americans	76	34	38	3	1	72	.474	199	249
14 Binghamton Senators	76	31	38	6	1	69	.454	204	241
15 Springfield Falcons	76	26	42	3	5	60	.395	194	265

WESTERN CONFERENCE									
	GP	W	L	OTL	SL	PTS	PCT	GF	GA
1 Ontario Reign	68	44	19	4	1	93	.684	192	138
2 Milwaukee Admirals	76	48	23	3	2	101	.664	224	193
3 Lake Erie Monsters	76	43	22	6	5	97	.638	211	188
4 Rockford IceHogs	76	40	22	10	4	94	.618	214	205
5 San Diego Gulls	68	39	23	4	2	84	.618	208	200
6 Texas Stars	76	40	25	8	3	91	.599	277	246
7 Grand Rapids Griffins	76	44	30	1	1	90	.592	238	195
8 San Jose Barracuda	68	31	26	8	3	73	.537	198	193
9 Charlotte Checkers	76	36	32	3	5	80	.526	214	229
10 Bakersfield Condors	68	31	28	7	2	71	.522	212	222
11 Stockton Heat	68	32	32	2	2	68	.500	194	224
12 San Antonio Rampage	76	33	35	8	0	74	.487	213	240
13 Chicago Wolves	76	33	35	5	3	74	.487	194	228
14 Manitoba Moose	76	26	41	4	5	61	.401	180	250
15 Iowa Wild	76	24	41	5	6	59	.388	169	225

HARTFORD WOLF PACK 2015-16 REGULAR SEASON SCORING

#	PLAYER	POS	GP	G	A	PTS	+/-	PIM	PPG	SHG	GWG	S	S%
16	Chad Nehring	C	76	22	26	48	16	42	2	2	5	167	13.2
23	Jayson Megna	C	68	15	29	44	7	22	5	1	2	184	8.2
15	Marek Hrivik	LW	68	12	29	41	3	18	2	1	4	153	7.8
13	Nicklas Jensen	Total	68	19	18	37	10	32	3	0	2	209	9.1
		HFD	41	15	10	25	7	12	2	0	2	127	11.8
22	Mat Bodie	D	76	7	29	36	5	38	1	1	1	125	5.6
7	Adam Tambellini	C	74	17	15	32	1	24	5	0	4	142	12.0
19	Luke Adam	C	59	12	17	29	-8	30	1	0	3	121	9.9
6	Brady Skjei	D	68	4	24	28	-6	36	0	0	1	103	3.9
9	Ryan Bourque	LW	56	10	14	24	E	15	1	0	1	135	7.4
10	Brian Gibbons	C	63	6	17	23	-5	30	0	1	1	72	8.3
11	Travis Oleksuk	C	67	7	15	22	-4	20	2	1	2	65	10.8
3	Chris McCarthy	LW	54	6	16	22	-2	19	0	0	0	87	6.9
27	Ryan Graves	D	74	9	12	21	6	53	0	1	1	150	6.0
26	Raphael Diaz	D	37	6	15	21	11	16	4	0	2	93	6.5
74	Nick Tarnasky	C	59	15	5	20	5	77	0	0	1	70	21.4
		Total	40	6	12	18	-5	40	2	0	3	98	6.1
20	Daniel Paille	HFD	20	3	6	9	-5	20	1	0	2	55	5.5
		Total	54	6	9	15	-3	8	0	0	0	69	8.7
18	Tyler Brown	LW	23	5	6	11	2	6	0	0	0	34	14.7
		Total	65	4	9	13	-4	20	0	0	0	63	6.3
55	Chris Summers	D	74	3	8	11	2	51	0	0	1	69	4.3
49	Calle Andersson	D	43	5	4	9	-1	14	4	0	0	47	10.6
5	Tommy Hughes	D	59	2	7	9	-5	48	0	1	0	48	4.2
24	Cristoval Nieves	C	8	2	3	5	2	0	0	0	0	6	33.3
13	Tanner Glass	LW	17	2	3	5	-11	23	1	0	0	19	10.5
14	Jack Combs	LW	18	2	2	4	7	2	0	0	0	16	12.5
4	Kodie Curran	D	18	0	4	4	3	18	0	0	0	16	0.0
42	Josh Nicholls	RW	11	1	2	3	E	4	0	0	0	15	6.7
42	Petr Zamorsky	D	10	1	1	2	-5	6	1	0	0	15	6.7
21	Shawn O'Donnell	RW	29	1	1	2	E	54	0	0	0	27	3.7
88	Richard Nejezchleb	RW	13	1	0	1	-6	8	0	0	1	10	10.0
44	Steven Fogarty	C	3	0	1	1	E	0	0	0	0	2	0.0
24	Alex Krushelnyski	LW	3	0	1	1	-1	0	0	0	0	2	0.0
17	Matt Lindblad	C	8	0	1	1	-3	0	0	0	0	8	0.0
33	Jeff Malcolm	G	14	0	1	1	-	0	0	0	0	0	0.0
45	Magnus Hellberg	G	53	0	1	1	-	0	0	0	0	0	0.0
8	Troy Donnay	D	1	0	0	0	E	0	0	0	0	1	0.0
2	Sean Escobedo	D	2	0	0	0	-3	0	0	0	0	1	0.0
8	Nick Petrecki	D	3	0	0	0	-2	10	0	0	0	3	0.0
70	Mackenzie Skapski	G	13	0	0	0	-	0	0	0	0	0	0.0
BENCH			76	7	-	7	-	18	-	-	-	7	100.0
TOTALS			76	202	334	536	6	754	32	9	34	2,258	8.9

#	GOALTENDER	GP	MINS	W	L	OT	SO	GA	GAA	SA	SV	SV%	
45	Magnus Hellberg	53	3,097:56	30	20	3	3	124	2.40	1,507	1,383	.918	
33	Jeff Malcolm	14	770:37	7	5	0	2	31	2.41	354	323	.912	
70	Mackenzie Skapski	13	708:14	4	7	0	0	36	3.05	367	331	.902	
Empty Net			35:48	-	-	-	-	8	-	-	-	-	
TOTALS			76	4,612:35	41	32	3	5	199	2.59	2,228	2,037	.914

MSG NETWORK TEAM



SAM ROSEN

TV PLAY-BY-PLAY | Sam Rosen has been calling play-by-play for the New York Rangers on MSG since 1984 and the words he uttered on June 14, 1994 – “This one will last a lifetime!” – will be celebrated forever by the nearly two million Rangers fans that tuned in that evening to watch the Rangers clinch the Stanley Cup for the first time in 54 years.

One of the most knowledgeable and thorough play-by-play personalities in sports, Rosen has called games alongside some of hockey’s greatest minds, including Hall-of-Famer Phil Esposito, former Rangers goaltender John Davidson and current partner Joe Micheletti. His broadcasting expertise extends beyond hockey as he continues to call weekly football games for the NFL on FOX. Rosen has won two New York Emmy Awards for MSG’s Rangers coverage and has been nominated eight times for achievement in play-by-play. Sam worked alongside Hockey Hall of Fame broadcaster John Davidson for 20 years. Sam also called games for NHL Radio for 13 years (1996 - 2008), including 12 Stanley Cup Finals. He was inducted into the Jewish Sports Hall of Fame in 2008. Sam is the recipient of the 2016 Foster Hewitt Memorial Award from the Hockey Hall of Fame.



JOE MICHELETTI

TV ANALYST | Joe Micheletti was named MSG’s New York Rangers television analyst in September 2006 after spending eight years serving in the same capacity for the New York Islanders on MSG+. Micheletti is also an analyst for NBC’s coverage of the NHL.

Micheletti broke into broadcasting in 1985 as part of the St. Louis Blues radio team after a seven-year professional hockey career. He held the position for two years before joining the Blues in 1987 as an assistant coach. After spending three years behind the bench, Micheletti returned to broadcasting in 1991 as the color analyst for the Minnesota North Stars. He then returned to St. Louis, this time as the television analyst for the Blues. He has been a part of the broadcast team for five Winter Olympics with CBS, TNT and NBC, 18 Stanley Cup Finals, 13 NHL All-Star games, and the World Cup of Hockey. Micheletti can also be heard doing national radio for NBC/Westwood One. Micheletti has earned numerous New York Emmy nominations for his work with MSG Networks, most recently in 2016.



JOHN GIANNONE

TV REPORTER/PLAY-BY-PLAY | John Giannone is a host and reporter for MSG’s Rangers telecasts, providing in-game analysis and commentary from between the benches, while conducting player interviews during intermission and pre- and post-game shows. Giannone joined MSG in 2002 and has worked in a number of roles, including play-by-play, host, anchor and reporter for a variety of games and programs on the network. Giannone has received five Emmy Awards for his role in Rangers coverage between 2008 and 2015.

Prior to joining MSG, Giannone was a field reporter for CNN/SI and spent nine years as a writer covering the Islanders, Jets, Giants, and Mets for the NY Post and the Mets, Rangers and Yankees for The Daily News.

MSG NETWORK TEAM



AL TRAUTWIG

TV STUDIO HOST/REPORTER | Al Trautwig has been a staple on MSG since he joined the network in 1989 and is currently the pregame, postgame and intermission host for the Rangers and Knicks home telecasts, and serves as an in-game reporter for Rangers home games.

Trautwig's work has been recognized numerous times throughout his career. He won the New York Sportscaster of the Year award in 2000 and has received five New York Emmy Awards for sports writing (2012) and on-camera achievement (1996, 1997, 2000, and 2008). Trautwig has also been part of seven New York Emmy Award-winning teams at MSG for "Outstanding Live Sports Coverage: Series" – for the Yankees in 1999 and 2000; the Knicks in 1992, 1997 and 2011; and the Rangers in 1994 and 2009. In addition to his duties with MSG, Trautwig has been a part of the Olympic broadcast team 17 times, including the 2012 Olympic Games in London, Sochi 2014, and Rio de Janeiro 2016.



BILL PIDTO

STUDIO HOST | Bill Pidto joined MSG in 2009 and currently serves as a studio host for Rangers and Knicks road games, as well as the "MSG 150."

Prior to his work with MSG Networks, Pidto was an anchor at ESPN from 1993 to 2008 where he hosted "SportsSmash" in the inaugural year of ESPN2 and anchored "NHL 2Night," "NFL Primetime," "Baseball Tonight" and "SportsCenter" during his tenure. Pidto began his broadcasting career as a sports anchor and reporter for WVBR radio in Ithaca, New York. After graduating from Cornell in 1987, Pidto worked as a sports director in Binghamton, NY and as a sports anchor in Syracuse, NY.



ANSON CARTER

STUDIO ANALYST | NHL veteran Anson Carter serves as a studio analyst for MSG Network's coverage of the New York Rangers. Since joining MSG, Carter has worked on coverage of the Rangers regular season, Stanley Cup Playoffs and Stanley Cup Final. Over the course of his 11 NHL seasons from 1996 through 2007, Carter played in 674 games, producing 202 goals and 219 assists with the New York Rangers and seven other teams. In 2005, Carter founded Big Up Entertainment, a production company that produces and develops film & TV

shows as well as music. A native of Toronto, Ontario, Carter attended Michigan State University and currently resides in Atlanta, Georgia.

MSG NETWORK TEAM



RON DUGUAY

STUDIO ANALYST | Ron Duguay is an Emmy Award winning broadcaster that joined MSG Networks in 2007 as a studio analyst for coverage of the New York Rangers. Duguay was selected by the Rangers with the 13th pick of the 1977 NHL Amateur Draft and scored 20 goals in his rookie year in 1977-78. Duguay tallied nine points (five goals, four assists) in 18 games during the 1979 Playoffs, helping the Rangers advance to the Stanley Cup Final. In 1981-82, he recorded a career-high 40 goals and was selected to play in the NHL All-Star Game. Duguay played 12 years in the NHL with the Rangers, Red Wings, Penguins and Kings, totaling 864 career games, 274 goals and 346 assists for 620 points.



STEVE VALIQUETTE

STUDIO ANALYST | Steve Valiquette joined MSG Networks in 2014 and returns this season as a studio analyst for coverage of the New York Rangers. Valiquette received a 2016 Emmy nomination for his work on MSG Network. Valiquette played in the NHL for parts of six seasons with three teams, including the New York Rangers and New York Islanders. Valiquette made his first NHL start with the Islanders on March 16, 2000 in a 4-2 win against the Atlanta Thrashers. The popular goaltender made his NHL playoff debut with the Rangers in 2009 against the Washington Capitals. After a 15 year playing career Valiquette joined the Quinnipiac Bobcats NCAA Div I coaching staff in 2011. In 2012-2014 he worked for the New York Islanders as a goalie consultant developing goalies within the Islanders system as well as scouting. Additionally, Valiquette has a hockey analytics business (Clear Sight Analytics), which rates scoring chances in the NHL as well as year round (Clear Sight Development), which is a coaching platform that mentors young goalies across Connecticut and Tri State area 12 months a year. Steve is married with children and resides in Connecticut with his wife Chrissy and sons, Dalton and Dean.

MSG NETWORK TEAM



KENNY ALBERT

RADIO PLAY-BY-PLAY | Kenny Albert, a 2016 nominee for a National Sports Emmy Award in the play-by-play category, returns for his 21st season as the radio voice of the Rangers. The only play-by-play broadcaster currently calling all four major sports, Albert has also called hockey at the last four Winter Olympics, Track and Field at the 2016 Summer Olympics, and Premier Boxing Champions for NBC. He has been at the mic for five NFC Divisional playoff games, the 2007 and 2009 Sugar Bowls, 2008 Orange Bowl, 2008 Pro Bowl and 2011 Cotton Bowl for FOX;

the “world feed” of Super Bowl XLVI in February 2012; the 2015 American League Division Series between Toronto and Texas; and Knicks games on MSG Network. Albert called the 2014, 2015 and 2016 NHL Western Conference Final, as well as Game 1 of the 2014 Stanley Cup Final, for NBC. He is currently in his 23rd season as a play-by-play announcer for the NFL on FOX. Albert has also called Major League Baseball on various FOX networks for the last 20 seasons. Albert called the Stanley Cup Final on NHL Radio in 1994, 1995 and 2016, as well as five seasons of the NHL on FOX (1995-99). He has also called NHL regular season and playoff games on OLN, Versus, NBCSN and NBC. From 1992-95, Albert was the television voice of the Washington Capitals following two seasons as radio voice of the American Hockey League’s Baltimore Skipjacks. He lives in New Jersey with wife Barbara and daughters Amanda and Sydney.



DAVE MALONEY

RADIO/TV ANALYST | Former New York Rangers captain and defenseman Dave Maloney is entering his 12th season as part of the MSG broadcasting crew. At the age of 18, Maloney became the youngest player in Rangers history when he played his first game on December 18, 1974 and in 1978 became the youngest player to be named Rangers captain. After a decade in the NHL, Maloney took his first step into broadcasting by joining the Rangers radio crew while recovering from an injury during the 1984-85 season. He officially traded his skates for a microphone

following the season and landed several broadcasting jobs in the years to follow, including with CTV in Canada, the Minnesota North Stars, Sports Channel and WFAN radio in New York.



JEFF FILIPPI
Senior Vice President
& Executive Producer,
MSG Networks



KEVIN MEININGER
Senior Coordinating Producer,
Remote Production,
MSG Network



LARRY ROTH
TV Director,
MSG Network



CHRIS EBERT
TV Producer,
MSG Network





The Garden of Dreams Foundation is a non-profit organization that works with The Madison Square Garden Company and MSG Networks Inc. to positively impact the lives of children facing obstacles. The Foundation works with 25 partner organizations throughout the tri-state area, including hospitals, wish organizations and community-based organizations, to reach children who are facing challenges such as homelessness, extreme poverty, illness and foster care.

Since it began in 2006, Garden of Dreams has used the magic of MSG and MSG Networks - including the Rangers, Knicks, Liberty, Rockettes, famed showplaces and two sports and entertainment networks - to brighten the lives of more than 300,000 children and their families. The Foundation takes pride in its commitment to truly change lives, hosting more than 500 events and programs each year.

In addition, through its Garden of Dreams Giving program, the Foundation helps its partner organizations through the direct support of scholarships and long-lasting community projects such as the refurbishment of pediatric areas at local hospitals, basketball courts and community centers - with plans for many more vital civic enhancements in the years to come.

For more information on the Garden of Dreams Foundation, please call 212-465-4170 or visit gardenofdreamsfoundation.org.







SEASON IN REVIEW

FINAL NHL STANDINGS

EASTERN CONFERENCE

ATLANTIC	GP	W	L	OT	PTS	ROW	GF	GA	
Florida	(3)	82	47	26	9	103	40	239	203
Tampa Bay	(6)	82	46	31	5	97	43	227	201
Detroit	(8)	82	41	30	11	93	39	211	224
Boston	(9)	82	42	31	9	93	38	240	230
Ottawa	(11)	82	38	35	9	85	32	236	247
Montreal	(13)	82	38	38	6	82	33	221	236
Buffalo	(14)	82	35	36	11	81	33	201	222
Toronto	(16)	82	29	42	11	69	23	198	246

METROPOLITAN	GP	W	L	OT	PTS	ROW	GF	GA	
Washington	(1)	82	56	18	8	120	52	252	193
Pittsburgh	(2)	82	48	26	8	104	44	245	203
NY Rangers	(4)	82	46	27	9	101	43	236	217
NY Islanders	(5)	82	45	27	10	100	40	232	216
Philadelphia	(7)	82	41	27	14	96	38	214	218
Carolina	(10)	82	35	31	16	86	33	198	226
New Jersey	(12)	82	38	36	8	84	36	184	208
Columbus	(15)	82	34	40	8	76	28	219	252

WESTERN CONFERENCE

CENTRAL	GP	W	L	OT	PTS	ROW	GF	GA	
Dallas	(1)	82	50	23	9	109	48	267	230
St. Louis	(2)	82	49	24	9	107	44	224	201
Chicago	(3)	82	47	26	9	103	46	235	209
Nashville	(7)	82	41	27	14	96	37	228	215
Minnesota	(8)	82	38	33	11	87	35	216	206
Colorado	(9)	82	39	39	4	82	35	216	240
Winnipeg	(11)	82	35	39	8	78	32	215	239

PACIFIC	GP	W	L	OT	PTS	ROW	GF	GA	
Anaheim	(4)	82	46	25	11	103	43	218	192
Los Angeles	(5)	82	48	28	6	102	46	225	195
San Jose	(6)	82	46	30	6	98	42	241	210
Arizona	(10)	82	35	39	8	78	34	209	245
Calgary	(12)	82	35	40	7	77	33	231	260
Vancouver	(13)	82	31	38	13	75	26	191	243
Edmonton	(14)	82	31	43	8	70	27	203	245

FINAL CONFERENCE STANDINGS

EASTERN	GP	W	L	OT	PTS	ROW	GF	GA
Washington	82	56	18	8	120	52	252	193
Pittsburgh	82	48	26	8	104	44	245	203
Florida	82	47	26	9	103	40	239	203
NY Rangers	82	46	27	9	101	43	236	217
NY Islanders	82	45	27	10	100	40	232	216
Tampa Bay	82	46	31	5	97	43	227	201
Philadelphia	82	41	27	14	96	38	214	218
Detroit	82	41	30	11	93	39	211	224
Boston	82	42	31	9	93	38	240	230
Carolina	82	35	31	16	86	33	198	226
Ottawa	82	38	35	9	85	32	236	247
New Jersey	82	38	36	8	84	36	184	208
Montreal	82	38	38	6	82	33	221	236
Buffalo	82	35	36	11	81	33	201	222
Columbus	82	34	40	8	76	28	219	252
Toronto	82	29	42	11	69	23	198	246

WESTERN	GP	W	L	OT	PTS	ROW	GF	GA
Dallas	82	50	23	9	109	48	267	230
St. Louis	82	49	24	9	107	44	224	201
Chicago	82	47	26	9	103	46	235	209
Anaheim	82	46	25	11	103	43	218	192
Los Angeles	82	48	28	6	102	46	225	195
San Jose	82	46	30	6	98	42	241	210
Nashville	82	41	27	14	96	37	228	215
Minnesota	82	38	33	11	87	35	216	206
Colorado	82	39	39	4	82	35	216	240
Arizona	82	35	39	8	78	34	209	245
Winnipeg	82	35	39	8	78	32	215	239
Calgary	82	35	40	7	77	33	231	260
Vancouver	82	31	38	13	75	26	191	243
Edmonton	82	31	43	8	70	27	203	245

INDIVIDUAL SCORING LEADERS FOR ART ROSS TROPHY

PLAYER	TEAM	GP	G	A	PTS
Patrick Kane	CHI	82	46	60	106
Jamie Benn	DAL	82	41	48	89
Sidney Crosby	PIT	80	36	49	85
Joe Thornton	SJS	82	19	63	82
Erik Karlsson	OTT	82	16	66	82
Joe Pavelski	SJS	82	38	40	78
Johnny Gaudreau	CGY	79	30	48	78
Blake Wheeler	WPG	82	26	52	78
Artemi Panarin	CHI	80	30	47	77
Evgeny Kuznetsov	WSH	82	20	57	77
Brent Burns	SJS	82	27	48	75
Vladimir Tarasenko	STL	80	40	34	74
Anze Kopitar	LAK	81	25	49	74
Tyler Seguin	DAL	72	33	40	73
Alex Ovechkin	WSH	79	50	21	71
John Tavares	NYI	78	33	37	70
Nicklas Backstrom	WSH	75	20	50	70
Patrice Bergeron	BOS	80	32	36	68
Claude Giroux	PHI	78	22	45	67
Kris Letang	PIT	71	16	51	67

GOAL SCORING AND ASSISTS LEADERS

GOALS

PLAYER	TEAM	GP	G
Alex Ovechkin	WSH	79	50
Patrick Kane	CHI	82	46
Jamie Benn	DAL	82	41
Vladimir Tarasenko	STL	80	40
Joe Pavelski	SJS	82	38
Brad Marchand	BOS	77	37
Steven Stamkos	TBL	77	36
Sidney Crosby	PIT	80	36
Corey Perry	ANA	82	34
Jason Spezza	DAL	75	33
Filip Forsberg	NSH	82	33
John Tavares	NYI	78	33
Tyler Seguin	DAL	72	33
Wayne Simmonds	PHI	81	32
Patrice Bergeron	BOS	80	32

ASSISTS

PLAYER	TEAM	GP	A
Erik Karlsson	OTT	82	66
Joe Thornton	SJS	82	63
Patrick Kane	CHI	82	60
Evgeny Kuznetsov	WSH	82	57
Blake Wheeler	WPG	82	52
Kris Letang	PIT	71	51
Ryan Getzlaf	ANA	77	50
Nicklas Backstrom	WSH	75	50
Anze Kopitar	LAK	81	49
Sidney Crosby	PIT	80	49
John Klingberg	DAL	76	48
Brent Burns	SJS	82	48
Johnny Gaudreau	CGY	79	48
Jamie Benn	DAL	82	48

2 Players tied with 47

ROOKIE SCORING LEADERS

PLAYER	TEAM	GP	G	A	PTS
Artemi Panarin	CHI	80	30	47	77
Jack Eichel	BUF	81	24	32	56
Max Domi	ARI	81	18	34	52
Connor McDavid	EDM	45	16	32	48
Shayne Gostisbehere	PHI	64	17	29	46
Dylan Larkin	DET	80	23	22	45
Anthony Duclair	ARI	81	20	24	44
Sam Reinhart	BUF	79	23	19	42
Nikolaj Ehlers	WPG	72	15	23	38
Robby Fabbri	STL	72	18	19	37

DEFENSEMEN SCORING LEADERS

PLAYER	TEAM	GP	G	A	PTS
Erik Karlsson	OTT	82	16	66	82
Brent Burns	SJS	82	27	48	75
Kris Letang	PIT	71	16	51	67
Roman Josi	NSH	81	14	47	61
John Klingberg	DAL	76	10	48	58
Mark Giordano	CGY	82	21	35	56
Oliver Ekman-Larsson	ARI	75	21	34	55
Dustin Byfuglien	WPG	81	19	34	53
Shea Weber	NSH	78	20	31	51
Drew Doughty	LAK	82	14	37	51
Ryan Suter	MIN	82	8	43	51
P.K. Subban	MTL	68	6	45	51
Brent Seabrook	CHI	81	14	35	49
Tyson Barrie	COL	78	13	36	49
Victor Hedman	TBL	78	10	37	47
Keith Yandle	NYR	82	5	42	47
Shayne Gostisbehere	PHI	64	17	29	46
TJ Brodie	CGY	70	6	39	45

GOALTENDING LEADERS

GOALS AGAINST AVERAGE

GOALTENDER	TEAM	GP	GAA	GA	MINS
Ben Bishop	TBL	61	2.06	123	3,584:38
John Gibson	ANA	40	2.07	79	2,294:40
Brian Elliott	STL	42	2.07	78	2,263:00
Cory Schneider	NJD	58	2.15	122	3,412:26
Al Montoya	FLA	25	2.18	49	1,351:14
Braden Holtby	WSH	66	2.20	141	3,841:11
Jonathan Quick	LAK	68	2.22	149	4,034:29
Antti Raanta	NYR	25	2.24	43	1,150:21
Martin Jones	SJS	65	2.27	143	3,785:52
Michal Neuvirth	PHI	32	2.27	69	1,825:29

WINS

GOALTENDER	TEAM	GP	W	L	OT	MINS
Braden Holtby	WSH	66	48	9	7	3,841:11
Jonathan Quick	LAK	68	40	23	5	4,034:29
Martin Jones	SJS	65	37	23	4	3,785:52
Marc-Andre Fleury	PIT	58	35	17	6	3,462:33
Corey Crawford	CHI	58	35	18	5	3,322:39
Roberto Luongo	FLA	62	35	19	6	3,601:51
Ben Bishop	TBL	61	35	21	4	3,584:38
Henrik Lundqvist	NYR	65	35	21	7	3,772:22
Pekka Rinne	NSH	66	34	21	10	3,895:22
Devan Dubnyk	MIN	67	32	26	6	3,861:24

SAVE PERCENTAGE

GOALTENDER	TEAM	GP	SV%	W	L	OT	GA	SA	MINS
Brian Elliott	STL	42	.930	23	8	6	78	1113	2,263:00
Ben Bishop	TBL	61	.926	35	21	4	123	1672	3,584:38
Thomas Greiss	NYI	41	.925	23	11	4	90	1197	2,287:28
Michal Neuvirth	PHI	32	.924	18	8	4	69	908	1,825:29
Corey Crawford	CHI	58	.924	35	18	5	131	1718	3,322:39
Cory Schneider	NJD	58	.924	27	25	6	122	1597	3,412:26
James Reimer	SJS	40	.922	17	14	7	88	1128	2,290:27
Braden Holtby	WSH	66	.922	48	9	7	141	1802	3,841:11
Roberto Luongo	FLA	62	.922	35	19	6	141	1801	3,601:51
Marc-Andre Fleury	PIT	58	.921	35	17	6	132	1665	3,462:33

SHUTOUTS

GOALTENDER	TEAM	GP	SO	W	L	OT	MINS
Corey Crawford	CHI	58	7	35	18	5	3,322:39
Martin Jones	SJS	65	6	37	23	4	3,785:52
Ben Bishop	TBL	61	6	35	21	4	3,584:38
Jake Allen	STL	47	6	26	15	3	2,583:22
Jonathan Quick	LAK	68	5	40	23	5	4,034:29
Marc-Andre Fleury	PIT	58	5	35	17	6	3,462:33
Devan Dubnyk	MIN	67	5	32	26	6	3,861:24
Henrik Lundqvist	NYR	65	4	35	21	7	3,772:22
Roberto Luongo	FLA	62	4	35	19	6	3,601:51
Pekka Rinne	NSH	66	4	34	21	10	3,895:22

GAME SUMMARIES

OCTOBER

Oct. 7 – Rangers 3 at Blackhawks 2 – Oscar Lindberg opened the scoring by registering his first career NHL goal/point on the Rangers' first shot of the season at 1:43 of the first period. After Chicago tied the game with 5:36 remaining in the first period, the Blueshirts recorded two goals before the conclusion of the opening frame, as Kevin Klein and Derek Stepan each tallied a goal. Henrik Lundqvist made 32 saves to record the win.

Shots: NYR – 27; CHI – 34

PP: NYR – 0-0/0:00; CHI – 0-1/2:00

3 Stars: I. K. Klein (NYR); 2. O. Lindberg (NYR); 3. A. Panarin (CHI)

Oct. 9, Rangers 4 at Blue Jackets 2 – Mats Zuccarello opened the scoring with 44 seconds remaining in the first period. The Blue Jackets tied the game with 9:01 remaining in the second period, and they added a goal to take a 2-1 lead with 3:50 remaining in regulation. The Rangers registered three goals in a span of 1:17, tying the game with 2:36 remaining in regulation and taking the lead 17 seconds later.

Shots: NYR – 25; CBJ – 33

PP: NYR – 0-2/4:00; CBJ – 1-5/8:12

3 Stars: I. H. Lundqvist (NYR); 2. K. Hayes (NYR); 3. R. McDonagh (NYR)

Oct. 10, Rangers 5 vs. Blue Jackets 2 – Oscar Lindberg opened the scoring for the Rangers, as he tallied a goal for the third consecutive game and recorded a goal within the first two minutes of a contest for the second time in three games this season. Lindberg recorded his second goal of the period at the 5:12 mark to extend the Blueshirts' lead to two, and Dominic Moore notched a goal 36 seconds later to give the Rangers a 3-0 lead. Derick Brassard recorded a power play goal in the final minute of the second period and Derek Stepan added a goal 1:26 into the third period. Henrik Lundqvist made 37 saves to earn his third victory of the season. Eleven different Rangers recorded a point in the contest.

Shots: NYR – 29; CBJ – 39

PP: NYR – 1-2/2:08; CBJ – 1-5/8:54

3 Stars: I. H. Lundqvist (NYR); 2. O. Lindberg (NYR); 3. V. Stalberg (NYR)

Oct. 13, Rangers 1 vs. Jets 4 – The Rangers took a 1-0 lead 6:45 into the contest as Mats Zuccarello registered his third goal of the season. Winnipeg tied the score with a power play goal 46 seconds later and took a 2-1 lead when Bryan Little registered a shorthanded goal with 1:11 remaining in the second period. The Jets extended their lead to two with a power play goal in the third period and closed out the scoring with an empty-net goal.

Shots: NYR – 41; WPG – 29

PP: NYR – 0-5/8:37; WPG – 2-5/5:29

3 Stars: I. M. Hutchinson (WPG); 2. B. Little (WPG); 3. N. Ehlers (WPG)

Oct. 15, Rangers 0 at Canadiens 3 – After a scoreless first period, Tomas Fleischmann tallied a goal to give Montreal a 1-0 lead 8:46 into the second period. Dale Weise extended the Canadiens' lead to two by recording a goal with 2:05 remaining in regulation, and Tomas Plekanec closed out the scoring with an empty-net goal. Henrik Lundqvist stopped 29 of 31 shots he faced.

Shots: NYR – 25; MTL – 32

PP: NYR – 0-5/5:51; MTL – 0-5/7:32

3 Stars: I. C. Price (MTL); 2. D. Desharnais (MTL); 3. H. Lundqvist (NYR)

Oct. 18, Rangers 1 vs. Devils 2 (OT) – Derek Stepan gave the Rangers a 1-0 lead by tallying a goal 3:12 into the contest. New Jersey tied the game as Adam Henrique registered a goal at 1:52 of the second period. Neither team scored again in regulation, and Lee Stempniak registered a goal with 1:53 remaining in overtime to help the Devils earn the win. Henrik Lundqvist stopped 22 of 24 shots he faced in the contest.

Shots: NYR – 27; NJD – 24

PP: NYR – 0-2/4:00; NJD – 0-3/4:25

3 Stars: I. L. Stempniak (NJD); 2. C. Schneider (NJD); 3. H. Lundqvist (NYR)

Oct. 19, Rangers 4 vs. Sharks 0 – Nine different Rangers recorded a point and four different Blueshirts tallied a goal in the game. Marc Staal opened the scoring at 10:36 of the first period, and Mats Zuccarello extended the Rangers' lead to two with a power play goal 9:28 into the second period. Jesper Fast and Viktor Stalberg each notched a goal in the third period. Antti Raanta stopped all 22 shots he faced to earn the win/shutout in his Rangers debut, becoming the fourth goaltender in franchise history to earn a shutout in his debut with the team. The Rangers defeated the Sharks, 4-0, on Oct. 19 at MSG for the second consecutive year.

Shots: NYR – 28; SJS – 22

PP: NYR – 1-1/0:26; SJS – 0-2/3:39

3 Stars: I. A. Raanta (NYR); 2. M. Zuccarello (NYR); 3. M. Staal (NYR)

Oct. 22, Rangers 4 vs. Coyotes 1 – Eight different Rangers recorded a point and four different Blueshirts tallied a goal in the game. After Arizona opened the scoring at 15:34 of the first period, the Rangers tied the game at 10:06 of the second period as Chris Kreider notched his first goal of the season. Kevin Hayes recorded a goal to give the Rangers a 2-1 lead 2:35 into the third period, and Keith Yandle extended New York's lead to two with a power play goal. Rick Nash added an empty-net goal to close out the scoring. Henrik Lundqvist made 34 saves to earn the win.

Shots: NYR – 27; ARI – 35

PP: NYR – 1-3/4:08; ARI – 0-3/6:00

3 Stars: I. H. Lundqvist (NYR); 2. M. Zuccarello (NYR); 3. K. Yandle (NYR)

GAME SUMMARIES

Oct. 24, Rangers 2 at Flyers 3 (SO) - After Philadelphia tallied the first goal of the game at 11:15 of the first period, J.T. Miller registered a goal to tie the score. The Flyers regained a one-goal lead in the second period, but Derick Brassard's power play goal tied the game at two. Neither team scored again in regulation or overtime and was the game decided in a shootout. The Flyers tallied two goals in the shootout to earn the win. Henrik Lundqvist made 46 saves in the contest, and stopped all 23 shots he faced in the third period and overtime.

Shots: NYR - 39; PHI - 48

PP: NYR - 1-3/5:56; PHI - 0-2/4:00

3 Stars: I. C. Giroux (PHI); 2. S. Mason (PHI); 3. H. Lundqvist (NYR)

Oct. 25, Rangers 4 vs. Flames 1 - Ten different Rangers recorded a point and four different Blueshirts tallied a goal in the contest. The Flames registered the only goal of the first period, as they opened the scoring 3:06 into the contest. Oscar Lindberg tied the score at 12:03 of the second period, and Dan Girardi tallied a goal to give the Rangers a 2-1 lead with 3:03 remaining in the middle frame. Kevin Klein extended New York's lead to two with 11:22 remaining in regulation, and Derick Brassard registered a goal less than two minutes later to close out the scoring. Antti Raanta stopped 22 of 23 shots he faced to earn his second win of the season.

Shots: NYR - 26; CGY - 23

PP: NYR - 0-2/4:00; CGY - 0-2/4:00

3 Stars: I. A. Raanta (NYR); 2. O. Lindberg (NYR); 3. D. Girardi (NYR)

Oct. 30, Rangers 3 vs. Maple Leafs 1 - Mats Zuccarello opened the scoring at 9:41 of the first period. After neither team recorded a goal in the second period, Zuccarello extended the Rangers' lead to two at 5:34 of the third period. Toronto cut its deficit to one with 1:51 remaining in regulation, but Zuccarello completed the hat trick by tallying an empty-net goal in the final minute of the game. Derick Brassard and Rick Nash recorded the primary and secondary assists, respectively, on all three of Zuccarello's goals, marking the first time a Ranger tallied a hat trick and the same two players notched the primary and secondary assists since Mar. 30, 1975. Henrik Lundqvist made 24 saves to earn the win.

Shots: NYR - 26; TOR - 25

PP: NYR - 0-3/6:00; TOR - 0-0/0:00

3 Stars: I. M. Zuccarello (NYR); 2. D. Brassard (NYR); 3. H. Lundqvist (NYR)

NOVEMBER

Nov. 3, Rangers 5 vs. Capitals 2 - Nine different players recorded a point and five different players tallied a goal for the Rangers, who extended their point streak to seven games. Oscar Lindberg opened the scoring with his sixth goal of the season at 7:59 of the first period. After the Capitals tied the game, Kevin Hayes registered a goal with 2:14 remaining in the first period to give New York a 2-1 lead. Kevin Klein and Derick Brassard each notched a goal in the second period to extend the Rangers' lead to three, and Jarret Stoll closed out the scoring with his first goal as a Ranger. Henrik Lundqvist made 32 saves to earn the win.

Shots: NYR - 22; WSH - 34

PP: NYR - 0-1/2:00; WSH - 0-2/4:00

3 Stars: I. H. Lundqvist (NYR); 2. D. Brassard (NYR); 3. O. Lindberg (NYR)

Nov. 6, Rangers 2 at Avalanche 1 - Colorado opened the scoring at 7:13 of the first period. The Rangers registered two goals in a span of 21 seconds in the second period, as Derek Stepan tallied a power play goal and Oscar Lindberg registered the game-winning goal by recording his seventh goal of the season. Henrik Lundqvist made 29 saves to earn the win.

Shots: NYR - 33; COL - 30

PP: NYR - 1-2/2:51; COL - 1-5/8:29

3 Stars: I. H. Lundqvist (NYR); 2. R. Berra (COL); 3. R. McDonagh (NYR)

Nov. 7, Rangers 4 at Coyotes 1 - Nine different players notched a point and four different players recorded a goal for the Rangers, who extended their winning streak to five games and their point streak to nine games. Jesper Fast opened the scoring for the Rangers at 8:00 of the first period. The Blueshirts extended their lead by recording three goals during the second period, as J.T. Miller, Chris Kreider, and Kevin Hayes each tallied a goal. Antti Raanta made 39 saves to earn his third win of the season.

Shots: NYR - 30; ARI - 40

PP: NYR - 1-4/6:19; ARI - 1-4/7:01

3 Stars: I. A. Raanta (NYR); 2. C. Kreider (NYR); 3. T. Rieder (ARI)

Nov. 10, Rangers 3 vs. Hurricanes 0 - Jesper Fast opened the scoring by registering the game's first goal for the second straight contest at 9:21 of the first period. Rick Nash extended the Rangers' lead to two 11 seconds after Fast's goal. Ryan McDonagh closed out the scoring with his first goal of the season 13 seconds into the third period. Henrik Lundqvist stopped all 33 shots he faced to earn his eighth win and first shutout of the season.

Shots: NYR - 23; CAR - 33

PP: NYR - 0-2/4:00; CAR - 0-6/11:57

3 Stars: I. H. Lundqvist (NYR); 2. R. Nash (NYR); 3. M. Zuccarello (NYR)

GAME SUMMARIES

Nov. 12, Rangers 6 vs. Blues 3 - Six different Rangers recorded a goal and 11 different Rangers notched a point in the contest. New York took a 3-0 lead, as Derick Brassard, Mats Zuccarello, and Kevin Hayes each tallied a goal in the first period. After St. Louis cut the Rangers' lead to one, J.T. Miller notched a goal to give the Rangers a 4-2 lead. Ryan McDonagh added a power play goal in the third period, and Dan Girardi registered an empty-net goal to close out the scoring.

Shots: NYR - 22; STL - 34

PP: NYR - 1-2/3:18; STL - 1-3/5:09

3 Stars: I. M. Zuccarello (NYR); 2. D. Stepan (NYR); 3. R. Nash (NYR)

Nov. 14, Rangers 2 at Senators 1 (SO) - Chris Kreider opened the scoring with a power play goal 2:31 into the contest. Ottawa tied the game with a power play goal 4:02 after Kreider notched his goal. Neither team tallied another goal through the remainder of regulation and overtime. In the shootout, Mats Zuccarello registered a goal in the second round and Dan Boyle notched the game-deciding goal in the third round to help the Blueshirts earn their eighth straight win. Henrik Lundqvist made 22 saves in regulation and stopped two of three shooters in the shootout to earn the win.

Shots: NYR - 34; OTT - 23

PP: NYR - 1-2/2:38; OTT - 1-3/5:00

3 Stars: I. H. Lundqvist (NYR); 2. E. Karlsson (OTT); 3. D. Boyle (NYR)

Nov. 15, Rangers 4 vs. Maple Leafs 3 - After Toronto opened the scoring in the first period, Ryan McDonagh tied the game 44 seconds into the second period. The teams traded goals in the second and third period, and the Maple Leafs tied the contest at three 5:15 into the third period. Mats Zuccarello registered his third point of the contest by recording the game-winning goal with 53.8 seconds remaining in the third period. Antti Raanta earned his fourth win of the season, becoming the first goaltender in franchise history to earn a win in each of his first four starts with the team.

Shots: NYR - 30; TOR - 26

PP: NYR - 0-2/3:47; TOR - 0-3/5:47

3 Stars: I. M. Zuccarello (NYR); 2. R. McDonagh (NYR); 3. D. Phaneuf (TOR)

Nov. 19, Rangers 1 at Lightning 2 - Tampa Bay opened the scoring at 14:47 of the first period. After neither team scored in the second period, Dominic Moore tallied a goal to tie the game with 6:17 remaining in regulation. The Lightning registered the game-winning goal with 1:05 remaining in regulation. Henrik Lundqvist made 26 saves in the contest.

Shots: NYR - 21; TBL - 28

PP: NYR - 0-2/3:26; TBL - 0-2/4:00

3 Stars: I. B. Bishop (TBL); 2. V. Filppula (TBL); 3. H. Lundqvist (NYR)

Nov. 21, Rangers 5 at Panthers 4 (OT) - Rick Nash opened the scoring at 11:08 of the first period. After the Panthers tied the game in the second period, Nash recorded his second goal of the contest to give New York a 2-1 lead. The teams entered the third period tied, but the Rangers took a 4-2 lead as Mats Zuccarello and Viktor Stalberg each tallied a goal. Florida rallied to tie the game with less than two minutes remaining in regulation, sending the game to overtime. Nash completed the hat trick by tallying a power play goal in the extra session.

Shots: NYR - 31; FLA - 43

PP: NYR - 1-2/2:49; FLA - 2-6/8:39

3 Stars: I. R. Nash (NYR); 2. H. Lundqvist (NYR); 3. J. Jokinen (FLA)

Nov. 23, Rangers 3 vs. Predators 0 - After a scoreless first period, Rick Nash registered the first goal of the game at 4:32 of the second period. Derek Stepan extended New York's lead to two 4:23 into the third period, and Kevin Hayes closed out the scoring with a power play goal. Henrik Lundqvist stopped all 31 shots he faced to earn the win/shutout.

Shots: NYR - 19; NSH - 31

PP: NYR - 1-4/7:32; NSH - 0-5/10:00

3 Stars: I. H. Lundqvist (NYR); 2. K. Hayes (NYR); 3. R. Nash (NYR)

Nov. 25, Rangers 1 vs. Canadiens 5 - Montreal opened the scoring at 4:45 of the first period and extended its lead to two at 2:25 of the second period. Rick Nash cut the Rangers' deficit in half with a power play goal at 17:42 of the second period. The Canadiens regained a two-goal lead by tallying a goal 17 seconds into the third period. Montreal added two more goals in the third period to close out the scoring. Derick Brassard won 18 faceoffs in the game and recorded his 300th career NHL point with an assist on Nash's goal.

Shots: NYR - 34; MTL - 25

PP: NYR - 1-5/8:32; MTL - 1-4/6:08

3 Stars: I. D. Smith-Pelly (MTL); 2. M. Pacioretty (MTL); 3. T. Plekanec (MTL)

Nov. 27, Rangers 3 at Bruins 4 - After the Bruins opened the scoring in the first period, Oscar Lindberg tied the game 2:10 into the second period, and Rick Nash registered a goal at 5:15 of the second period to extend his goal/point streak to four games and give the Rangers a 2-1 lead. Boston tied the score before the end of the second period. J.T. Miller registered a goal at 9:28 of the third period to give the Blueshirts a 3-2 lead. Boston tied the game with 3:46 remaining in regulation and tallied the game-winning goal with 1:43 remaining in regulation.

Shots: NYR - 27; BOS - 34

PP: NYR - 1-3/5:29; BOS - 2-3/4:48

3 Stars: I. D. Krejci (BOS); 2. P. Bergeron (BOS); 3. R. Nash (NYR)

GAME SUMMARIES

Nov. 28, Rangers 0 vs. Flyers 3 - After neither team recorded a goal in the first period, Philadelphia registered the first goal of the contest at 12:24 of the second period. The Flyers extended their lead to two 3:06 into the third period and tallied an empty-net goal with 50 seconds remaining in regulation to close out the scoring. Antti Raanta made 31 saves in the contest for the Blueshirts.

Shots: NYR – 24; PHI – 34

PP: NYR – 0-2/4:00; PHI – 0-2/2:57

3 Stars: I. W. Simmonds (PHI); 2. S. Mason (PHI); 3. A. Raanta (NYR)

Nov. 30, Rangers 4 vs. Hurricanes 3 - Mats Zuccarello registered the first goal of the game 1:09 into the contest and Oscar Lindberg extended New York's lead to two with a power play goal at 18:23 of the first period. After Carolina cut the Rangers' lead in half, Chris Kreider tallied a goal to give the Blueshirts a 3-1 lead, and Derick Brassard notched the eventual game-winning goal with 4:11 remaining in the second period. Henrik Lundqvist made 33 saves to earn his 13th win of the season.

Shots: NYR – 22; CAR – 36

PP: NYR – 2-4/2:57; CAR – 0-3/4:40

3 Stars: I. D. Brassard (NYR); 2. E. Lindholm (CAR); 3. M. Zuccarello (NYR)

DECEMBER

Dec. 2, Rangers 1 at Islanders 2 (SO) - After a scoreless first period, John Tavares tallied a power play goal to give the Islanders a 1-0 lead at 12:22 of the second period. Viktor Stalberg recorded a goal with 1:23 remaining in the second period. Neither team recorded a goal in the third period or overtime. Kyle Okposo registered the only goal of the shootout to help the Islanders earn the win. Henrik Lundqvist made 36 saves in regulation and overtime in the game.

Shots: NYR – 34; NYI – 37

PP: NYR – 0-3/6:00; NYI – 1-2/3:07

3 Stars: I. J. Tavares (NYI); 2. J. Halak (NYI); 3. H. Lundqvist (NYR)

Dec. 3, Rangers 1 vs. Avalanche 2 - After a scoreless first period, Colorado's Chris Wagner tallied the first goal of the game at 13:21 of the second period. Matt Duchene extended Colorado's lead to two with 2:23 remaining in the second period. Oscar Lindberg recorded the only goal of the contest for the Rangers in the final minute of regulation.

Shots: NYR – 25; COL – 18

PP: NYR – 0-1/2:00; COL – 0-0/0:00

3 Stars: I. S. Varlamov (COL); 2. M. Duchene (COL); 3. C. Wagner (COL)

Dec. 6, Rangers 4 vs. Senators 1 - Ryan McDonagh opened the scoring at 8:40 of the first period and Derick Brassard extended the Rangers' lead to two at 13:47 of the first period. Ottawa cut the Blueshirts' lead in half with a goal during the second period, but Brassard registered his second goal of the game with 9:52 remaining in regulation to give New York a 3-1 lead. Jesper Fast closed out the scoring with an empty-net goal. McDonagh tied a single-game career-high with three points (one goal, two assists) and Henrik Lundqvist made 23 saves to earn the win.

Shots: NYR – 31; OTT – 24

PP: NYR – 2-2/1:55; OTT – 0-2/4:00

3 Stars: I. R. McDonagh (NYR); 2. D. Brassard (NYR); 3. H. Lundqvist (NYR)

Dec. 9, Rangers 1 at Canucks 2 - After neither team tallied a goal during the first two periods, Vancouver recorded the first goal of the game during a 5-on-3 power play 3:19 into the third period. The Rangers tied the game as Dan Boyle registered a penalty shot goal at 8:54 of the third period, but the Canucks registered the game-winning goal 30 seconds after Boyle's goal. Henrik Lundqvist stopped 23 of 25 shots he faced.

Shots: NYR – 33; VAN – 25

PP: NYR – 0-5/8:15; VAN – 1-6/6:38

3 Stars: I. A. Edler (VAN); 2. D. Sedin (VAN); 3. R. Miller (VAN)

Dec. 11, Rangers 5 at Oilers 7 - The two teams combined for four goals in the first period, as the Oilers held a 3-1 lead after the first 20 minutes of the game. The Rangers tied the game by registering two goals in the second period, as Chris Kreider and Derick Brassard each tallied a goal. The Oilers took a 5-3 lead in the third period, but the Rangers tied the game again as Brassard and Rick Nash each recorded a goal. Edmonton tallied the game-winning goal with 1:34 remaining in regulation and closed out the scoring with an empty-net goal. Nash, Brassard, Kreider, and Mats Zuccarello each posted a multi-point game in the contest.

Shots: NYR – 34; EDM – 37

PP: NYR – 1-2/2:07; EDM – 1-3/5:12

3 Stars: I. G. Sather (NYR); 2. T. Hall (EDM); 3. L. Korpikoski (EDM)

Dec. 12, Rangers 4 at Flames 5 (OT) - J.T. Miller tallied the first goal of the game at 10:56 of the first period. Calgary took a 2-1 lead by recording two goals in the second period. Calgary extended its lead to three in the third period, but the Rangers recorded three unanswered goals and tied the game with 1:12 remaining in regulation. The Flames tallied the game-winning goal in overtime.

Shots: NYR – 29; CGY – 27

PP: NYR – 1-5/7:05; CGY – 0-3/4:32

3 Stars: I. J. Gaudreau (CGY); 2. T.J. Brodie (CGY); 3. D. Boyle (NYR)

GAME SUMMARIES

Dec. 15, Rangers 4 vs. Oilers 2 - Mats Zuccarello tallied a goal to give the Rangers a 1-0 lead 5:04 into the contest. After Edmonton tied the game in the second period, Dylan McIlrath registered his first NHL goal to help the Blueshirts regain the lead. The Oilers tied the game at two with 1:40 remaining in the second period, but Rick Nash's power play goal at 19:21 of the period gave New York a 3-2 lead. Jesper Fast recorded an empty-net goal with 3.2 seconds remaining in the game.

Shots: NYR - 21; EDM - 20

PP: NYR - 1-5/7:49; EDM - 1-6/10:35

3 Stars: I. R. Nash (NYR); 2. M. Zuccarello (NYR); 3. D. McIlrath (NYR)

Dec. 17, Rangers 2 at Wild 5 - Minnesota tallied the first goal of the game at 8:27 of the first period and extended its lead to two with 2:30 remaining in the second period. Dominic Moore cut the Rangers' deficit in half with 8.9 seconds remaining in the second period. The Wild tallied three goals in the third period to secure the win. Ryan McDonagh added a goal for the Blueshirts in the third period.

Shots: NYR - 23; MIN - 35

PP: NYR - 0-2/3:58; MIN - 2-3/4:08

3 Stars: I. M. Koivu (MIN); 2. M. Dumba (MIN); 3. J. Pominville (MIN)

Dec. 18, Rangers 2 at Jets 5 - Winnipeg tallied two goals in a span of 2:31 in the first period to take a 2-0 lead. The Rangers cut the deficit in half as J.T. Miller registered a goal at 14:01 of the first period, but Winnipeg regained a two-goal lead before the end of the opening frame. Dan Boyle registered a power play goal in the second period to make the score 3-2, but the Jets took a 4-2 lead with 3:46 remaining in the second period. The Jets closed out the scoring with an empty-net goal in the third period.

Shots: NYR - 28; WPG - 36

PP: NYR - 1-2/3:26; WPG - 0-3/4:50

3 Stars: I. B. Little (WPG); 2. B. Wheeler (WPG); 3. H. Lundqvist (NYR)

Dec. 20, Rangers 3 vs. Capitals 7 - After Washington tallied the first goal of the game at 12:03 of the first period, the Rangers registered three consecutive goals in a span of 4:21 to take a 3-1 lead. The Capitals recorded four goals in the second period to take a 5-3 lead and added two more goals in the third period.

Shots: NYR - 36; WSH - 30

PP: NYR - 1-5/8:58; WSH - 2-3/3:40

3 Stars: I. J. Williams (WSH); 2. N. Backstrom (WSH); 3. M. Johansson (WSH)

Dec. 22, Rangers 3 vs. Ducks 2 (OT) - After Anaheim tallied the first goal of the game at 11:16 of the first period, Derick Brassard tied the contest with 2:10 remaining in the opening frame. Brassard registered his second goal of the game 2:44 into the third period to give the Rangers a 2-1 lead. The Ducks tied the game with 2:54 remaining in regulation, and the contest was tied after three periods. In overtime, Mats Zuccarello tallied a power play goal to win the game for the Rangers.

Shots: NYR - 22; ANA - 19

PP: NYR - 1-5/9:30; ANA - 0-4/8:00

3 Stars: I. D. Brassard (NYR); 2. M. Zuccarello (NYR); 3. R. Rakell (ANA)

Dec. 28, Rangers 3 at Predators 5 - Nashville registered the first goal of the game with 1:04 remaining in the first period. Jesper Fast recorded a goal to tie the game 6:59 into the second period, but the Predators regained the lead before the end of the middle frame. Nashville also notched three consecutive goals in the third period to take a 5-1 lead. Rick Nash and J.T. Miller each registered a goal for the Rangers before the end of the contest.

Shots: NYR - 29; NSH - 35

PP: NYR - 0-1/2:00; NSH - 2-2/1:46

3 Stars: I. J. Neal (NSH); 2. M. Ribeiro (NSH); 3. R. Josi (NSH)

Dec. 30, Rangers 5 at Lightning 2 - Dan Boyle tallied the first goal of the game at 1:53 of the first period. Tampa Bay tied the game before the end of the first period, but Mats Zuccarello registered a goal 56 seconds into the second period to give the Rangers a 2-1 lead. The Lightning tied the contest before the end of the second period. Dominic Moore recorded the game-winning goal at 3:16 of the third period. Viktor Stalberg and Rick Nash each notched an empty-net goal.

Shots: NYR - 26; TBL - 22

PP: NYR - 0-3/4:40; TBL - 2-5/6:32

3 Stars: I. D. Moore (NYR); 2. A. Stralman (TBL); 3. D. Boyle (NYR)

JANUARY

Jan. 2, Rangers 0 at Panthers 3 - Logan Shaw recorded the first goal of the game with 24.8 seconds remaining in the first period. Vincent Trocheck extended Florida's lead to two 4:41 into the second period and Brandon Pirri tallied a power play goal at 11:18 of the second period.

Shots: NYR - 40; FLA - 20

PP: NYR - 0-5/8:43; FLA - 1-4/5:17

3 Stars: I. R. Luongo (FLA); 2. L. Shaw (FLA); 3. W. Mitchell (FLA)

GAME SUMMARIES

Jan. 5, Rangers 6 vs. Stars 2 - Derek Stepan registered the first goal of the game 1:56 into the contest. Dallas tied the game at 13:50 of the first period, but the Rangers regained the lead 18 seconds later as Keith Yandle notched a goal. The Blueshirts extended their lead to two in the second period and recorded three goals in the third period. Jayson Megna tallied his first goal and first assist as a Ranger while making his debut with the Blueshirts.

Shots: NYR - 29; DAL - 23

PP: NYR - 0-3/6:00; DAL - 0-3/6:00

3 Stars: I. D. Stepan (NYR); 2. R. Nash (NYR); 3. J. Megna (NYR)

Jan. 9, Rangers 3 vs. Capitals 4 (OT) - Alex Ovechkin tallied the first goal of the game with 14.8 seconds remaining in the first period. Washington extended its lead to two at 3:56 of the second period. The Rangers rallied to take a 3-2 lead in the third period as Oscar Lindberg, Kevin Hayes, and Viktor Stalberg each recorded a goal during the period. Nicklas Backstrom tied the game with 5.7 seconds remaining in regulation and Ovechkin tallied the game-winning goal at 1:25 of overtime.

Shots: NYR - 26; WSH - 31

PP: NYR - 0-3/6:00; WSH - 1-3/4:19

3 Stars: I. A. Ovechkin (WSH); 2. N. Backstrom (WSH); 3. R. McDonagh (NYR)

Jan. 11, Rangers 2 vs. Bruins 1 - After a scoreless first period, the Bruins took a 1-0 lead 9:04 into the second period. Derick Brassard registered his 15th goal of the season to tie the game 35 seconds into the third period, and Jesper Fast tallied the game-winning goal with 1:42 remaining in regulation. Henrik Lundqvist made 32 saves to earn the win.

Shots: NYR - 30; BOS - 33

PP: NYR - 0-0/0:00; BOS - 0-1/2:00

3 Stars: I. J. Fast (NYR); 2. M. Zuccarello (NYR); 3. J. Hayes (BOS)

Jan. 14, Rangers 1 at Islanders 3 - After a scoreless first period, Marc Staal tallied a goal with 45.4 seconds remaining in the second period to give the Rangers a 1-0 lead. The Islanders tied the game 1:53 into the third period and tallied a power play goal to take a 2-1 lead with 15:43 remaining in regulation. Kyle Okposo added an empty-net goal at 19:58 of the third period. Henrik Lundqvist stopped 29 of 31 shots he faced in the contest.

Shots: NYR - 35; NYI - 32

PP: NYR - 0-3/6:00; NYI - 1-2/2:54

3 Stars: I. N. Leddy (NYI); 2. B. Nelson (NYI); 3. A. Pelech (NYI)

Jan. 16, Rangers 3 at Flyers 2 (SO) - The Flyers tallied the first goal of the game at 3:58 of the first period. J.T. Miller recorded a power play goal with 3:52 remaining in the first period to tie the game, and Chris Kreider registered a goal 4:49 into the second period to give the Blueshirts a 2-1 lead. Philadelphia tied the game with 9:27 remaining in regulation. Neither team scored again in the third period or in overtime. In the shootout, Mats Zuccarello recorded a goal and Henrik Lundqvist stopped all three shooters he faced to help the Rangers earn the win.

Shots: NYR - 31; PHI - 36

PP: NYR - 1-4/5:56; PHI - 1-3/5:18

3 Stars: I. M. Zuccarello (NYR); 2. J.T. Miller (NYR); 3. H. Lundqvist (NYR)

Jan. 17, Rangers 2 at Capitals 5 - Chris Kreider registered a goal at 10:17 of the first period to give the Rangers a 1-0 lead. The Capitals tallied a goal with 1:59 remaining in the first period to tie the game and recorded two goals in the second period to take a 3-1 lead. Kreider notched his second goal of the game to cut the Rangers' deficit to one at 17:28 of the second period. Washington regained a two-goal lead 4:51 into the third period and recorded an empty-net goal with 1:51 remaining in regulation.

Shots: NYR - 33; WSH - 24

PP: NYR - 0-4/7:40; WSH - 2-4/6:47

3 Stars: I. J. Williams (WSH); 2. C. Kreider (NYR); 3. T. Chorney (WSH)

Jan. 19, Rangers 3 vs. Canucks 2 (OT) - Vancouver tallied the first goal of the game at 9:02 of the first period. Derek Stepan tied the game at 4:18 of the second period, but the Canucks regained the lead with 3:49 remaining in the middle frame. Mats Zuccarello registered a goal to even the score with 8:14 remaining in regulation. After neither team scored again in the third period, J.T. Miller notched the game-winning goal with 1:06 remaining in overtime.

Shots: NYR - 49; VAN - 20

PP: NYR - 0-1/2:00; VAN - 0-1/2:00

3 Stars: I. M. Zuccarello (NYR); 2. R. Miller (VAN); 3. J.T. Miller (NYR)

Jan. 22, Rangers 4 at Hurricanes 1 - Ryan McDonagh recorded the first goal of the game at 14:01 of the first period, and Keith Yandle extended the Rangers' lead to two with 2:07 remaining in the opening frame. After Carolina cut its deficit in half 3:29 into the second period, J.T. Miller registered two goals in a span of 2:10 before the end of the middle frame. Henrik Lundqvist made 30 saves.

Shots: NYR - 32; CAR - 31

PP: NYR - 0-1/2:00; CAR - 0-1/2:00

3 Stars: I. J.T. Miller (NYR); 2. R. McDonagh (NYR); 3. J. Staal (CAR)

GAME SUMMARIES

Jan. 24, Rangers 0 at Senators 3 - After a scoreless first period, the Senators registered the first goal of the game at 19:40 of the second period. Ottawa extended its lead to two at 2:40 of the third period and registered an empty-net goal with 2:22 remaining in regulation. Henrik Lundqvist stopped 30 of 32 shots he faced in the contest.

Shots: NYR - 35; OTT - 33

PP: NYR - 0-3/6:00; OTT - 0-2/4:00

3 Stars: 1. B. Ryan (OTT); 2. M. Hoffman (OTT); 3. C. Anderson (OTT)

Jan. 25, Rangers 6 vs. Sabres 3 - Dylan McIlrath tallied the first goal of the game at 5:58 of the first period. After Buffalo tied the game, Viktor Stalberg registered a goal with 5:09 remaining in the second period and Derick Brassard notched a goal 1:06 into the third period to give the Blueshirts a 3-1 lead. The Sabres recorded the next two goals to tie the score at three, but the Rangers registered three consecutive goals to secure the win.

Shots: NYR - 33; BUF - 26

PP: NYR - 1-4/6:51; BUF - 0-1/2:00

3 Stars: 1. D. Brassard (NYR); 2. Z. Girgensons (BUF); 3. J.T. Miller (NYR)

FEBRUARY

Feb. 2, Rangers 2 at Devils 3 - J.T. Miller registered the first goal of the game at 13:31 of the first period. The Devils tied the game with a power play goal 1:34 into the second period. The Rangers took a 2-1 lead at 2:06 of the third period as Miller recorded his second goal of the contest. New Jersey registered a goal at 3:13 of the third period to tie the game and recorded the game-winning goal with 8:46 remaining in regulation.

Shots: NYR - 33; NJD - 25

PP: NYR - 0-4/8:00; NJD - 2-2/3:35

3 Stars: 1. D. Schlemko (NJD); 2. C. Schneider (NJD); 3. L. Stempniak (NJD)

Feb. 4, Rangers 4 vs. Wild 2 - The Wild took a 2-0 lead by recording two goals within the first 7:57 of the contest. Ryan McDonagh cut the Rangers' deficit in half 3:15 into the second period, and J.T. Miller registered a goal at 4:35 of the second period to tie the game. Derick Brassard tallied the go-ahead goal 5:46 into the third period, and Chris Kreider notched an empty-net goal with 1:48 remaining in regulation.

Shots: NYR - 30; MIN - 18

PP: NYR - 0-3/5:57; MIN - 1-3/5:46

3 Stars: 1. J.T. Miller (NYR); 2. D. Brassard (NYR); 3. R. McDonagh (NYR)

Feb. 6, Rangers 3 at Flyers 2 (SO) - After a scoreless first period, the Flyers registered the first goal of the game at 7:16 of the second period. Chris Kreider recorded a goal to tie the game 3:16 into the third period. Philadelphia regained a one-goal lead at 5:46 of the third period, but Keith Yandle recorded the game-tying goal with 12.9 seconds remaining in regulation. After neither team tallied a goal in overtime, Mats Zuccarello and Derek Stepan each registered a shootout goal to help the Rangers earn the win. Henrik Lundqvist made 26 saves in regulation and overtime and stopped both shooters he faced in the shootout.

Shots: NYR - 28; PHI - 28

PP: NYR - 0-2/2:16; PHI - 1-4/6:15

3 Stars: 1. M. Zuccarello (NYR); 2. S. Gostisbehere (PHI); 3. R. White (PHI)

Feb. 8, Rangers 2 vs. Devils 1 - After a scoreless first period, Kevin Klein tallied the first goal of the game at 4:47 of the second period. J.T. Miller extended the Rangers' lead to two 4:37 into the third period. New Jersey cut its deficit in half with 2:17 remaining in regulation but was unable to tie the game. Henrik Lundqvist made 27 saves to earn the win.

Shots: NYR - 37; NJD - 28

PP: NYR - 0-5/10:00; NJD - 0-0/0:00

3 Stars: 1. H. Lundqvist (NYR); 2. K. Klein (NYR); 3. J.T. Miller (NYR)

Feb. 10, Rangers 3 at Penguins 0 - Kevin Hayes registered the first goal of the game at 8:34 of the first period. After neither team recorded a goal in the second period, Dominic Moore extended the Rangers' lead to two at 4:21 of the third period. Jesper Fast notched an empty-net goal with 1:31 remaining in regulation. Henrik Lundqvist stopped all 34 shots he faced to earn a win/shutout.

Shots: NYR - 22; PIT - 34

PP: NYR - 0-1/2:00; PIT - 0-2/4:00

3 Stars: 1. H. Lundqvist (NYR); 2. K. Hayes (NYR); 3. K. Yandle (NYR)

Feb. 12, Rangers 4 vs. Kings 5 (OT) - Los Angeles took a 2-0 lead by recording two goals in the first 11:26 of the contest. Viktor Stalberg cut the Rangers' deficit in half at 13:00 of the first period, and Derek Stepan and Mats Zuccarello recorded goals in a span of 1:37 in the second period to give the Rangers a 3-2 lead. After the Kings tied the game, Kevin Hayes recorded a power play goal in the third period to give the Blueshirts a 4-3 lead. Los Angeles tied the game in the final minute of regulation and won the contest in overtime.

Shots: NYR - 28; LAK - 34

PP: NYR - 1-1/1:44; LAK - 1-2/3:13

3 Stars: 1. A. Kopitar (LAK); 2. D. Doughty (LAK); 3. M. Zuccarello (NYR)

GAME SUMMARIES

Feb. 14, Rangers 3 vs. Flyers 1 - Derick Brassard tallied the first goal of the game at 5:08 of the first period. Derek Stepan registered his 100th career NHL goal to extend the Rangers' lead to two with 9:26 remaining in regulation, and he recorded his second goal of the game to give New York a 3-0 lead at 13:54 of the third period. Henrik Lundqvist made 21 saves to earn the win.

Shots: NYR - 30; PHI - 22

PP: NYR - 1-4/6:12; PHI - 1-5/9:32

3 Stars: 1. H. Lundqvist (NYR); 2. D. Stepan (NYR); 3. M. Zuccarello (NYR)

Feb. 17, Rangers 3 vs. Blackhawks 5 - Chicago tallied the first goal of the game at 3:30 of the first period and extended its lead to two midway through the second period. The Rangers registered three consecutive goals to take a 3-2 lead in the third period. The Blackhawks responded with three straight goals within the final 10:07 of regulation to secure the win.

Shots: NYR - 34; CHI - 20

PP: NYR - 2-2/2:43; CHI - 3-4/6:00

3 Stars: 1. A. Panarin (CHI); 2. T. Teravainen (CHI); 3. K. Hayes (NYR)

Feb. 18, Rangers 4 at Maple Leafs 2 - Toronto recorded the first goal of the game at 3:58 of the first period. Derick Brassard tied the game at 3:56 of the second period and Mats Zuccarello notched a goal to give New York a 2-1 lead. The Maple Leafs tied the game with 2:30 remaining in regulation, but the Rangers regained the lead 59 seconds later as Derek Stepan tallied a goal. Brassard registered an empty-net goal in the final minute of the contest.

Shots: NYR - 20; TOR - 37

PP: NYR - 1-3/4:58; TOR - 0-5/10:00

3 Stars: 1. D. Stepan (NYR); 2. J.T. Miller (NYR); 3. C. Greening (TOR)

Feb. 21, Rangers 1 vs. Red Wings 0 (OT) - After neither team registered a goal through the first 60 minutes of the contest, Kevin Klein tallied the game-winning goal at 1:59 of overtime. Henrik Lundqvist stopped all 22 shots he faced to earn his 29th win and fourth shutout of the season.

Shots: NYR - 30; DET - 22

PP: NYR - 0-4/8:00; DET - 0-4/8:00

3 Stars: 1. H. Lundqvist (NYR); 2. J. Howard (DET); 3. K. Klein (NYR)

Feb. 23, Rangers 2 at Devils 5 - After New Jersey recorded the first goal of the game at 4:47 of the first period, Kevin Hayes and Dominic Moore registered goals in a span of 45 seconds to give the Rangers a 2-1 lead before the end of the opening frame. The Devils tallied two goals in the second period to take a 3-2 lead and added two more goals in the third period.

Shots: NYR - 19; NJD - 36

PP: NYR - 0-0/0:00; NJD - 1-3/7:51

3 Stars: 1. L. Stempniak (NJD); 2. S. Kalinin (NJD); 3. J. Blandisi (NJD)

Feb. 25, Rangers 2 at Blues 1 - Tanner Glass registered the first goal of the game on a deflection at 13:14 of the first period. The Blues tied the game with a power play goal at 14:23 of the second period. Chris Kreider tallied the game-winning goal 4:18 into the third period. Henrik Lundqvist made 35 saves to earn his 30th win of the season.

Shots: NYR - 23; STL - 36

PP: NYR - 0-2/4:00; STL - 1-3/4:55

3 Stars: 1. H. Lundqvist (NYR); 2. C. Kreider (NYR); 3. T. Brouwer (STL)

Feb. 27, Rangers 3 at Stars 2 - After a scoreless first period, Chris Kreider tallied the first goal of the game 4:38 into the second period. Dallas tied the game at 9:08 of the middle frame. Ryan McDonagh registered a goal to give the Rangers a 2-1 lead at 8:26 of the third period, but the Stars tied the score with 4:01 remaining in regulation. Kevin Klein notched the game-winning goal with 2:53 remaining in the contest.

Shots: NYR - 29; DAL - 38

PP: NYR - 1-3/2:05; DAL - 0-0/0:00

3 Stars: 1. H. Lundqvist (NYR); 2. C. Sceviour (DAL); 3. R. McDonagh (NYR)

Feb. 29, Rangers 2 vs. Blue Jackets 1 - Mats Zuccarello registered the first goal of the game at 17:41 of the first period. Columbus tied the contest 3:46 into the third period, but Derek Stepan tallied the game-winning goal while shorthanded with 2:48 remaining in regulation.

Shots: NYR - 23; CBJ - 27

PP: NYR - 0-1/2:00; CBJ - 0-1/2:00

3 Stars: 1. A. Raanta (NYR); 2. J. Korpisalo (CBJ); 3. D. Stepan (NYR)

MARCH

Mar. 3, Rangers 1 at Penguins 4 - Neither team tallied a goal during the first period. Chris Kreider registered the first goal of the game at 16:50 of the second period. The Penguins tied the game 57 seconds after Kreider's goal and notched a second goal 21 seconds later to take a 2-1 lead. Pittsburgh registered a power play goal in the final minute of the second period to extend its lead to two and recorded an empty-net goal with 2:04 remaining in regulation.

Shots: NYR - 28; PIT - 26

PP: NYR - 0-2/3:09; PIT - 1-3/3:52

3 Stars: 1. E. Malkin (PIT); 2. S. Crosby (PIT); 3. M-A. Fleury (PIT)

GAME SUMMARIES

Mar. 4, Rangers 3 at Capitals 2 - Jesper Fast tallied the first goal of the game 5:47 into the contest and Keith Yandle extended the Rangers' lead to two with a power play goal at 16:37 of the first period. Washington cut its deficit in half at 10:58 of the second period and tied the contest by registering a power play goal in the final minute of the middle frame. Derek Stepan recorded the game-winning goal 17 seconds into the third period. Antti Raanta made 32 saves to earn the win.

Shots: NYR - 23; WSH - 34

PP: NYR - 1-2/3:04; WSH - 1-2/3:01

3 Stars: I. D. Stepan (NYR); 2. A. Raanta (NYR); 3. J. Beagle (WSH)

Mar. 6, Rangers 4 vs. Islanders 6 - The Islanders tallied three goals in the first 4:45 of the contest to take a 3-0 lead, but Oscar Lindberg and Tanner Glass recorded goals in a span of 38 seconds to reduce the Islanders' lead to one. The Islanders extended their lead to two at 13:14 of the opening frame, but Eric Staal notched his first goal as a Ranger 31 seconds later to cut the Blueshirts' deficit in half. In the third period, Derick Brassard recorded a power play goal to tie the game, but the Islanders tallied the game-winning goal with 1:28 remaining in regulation.

Shots: NYR - 26; NYI - 32

PP: NYR - 1-3/4:31; NYI - 1-3/4:47

3 Stars: I. J. Boychuk (NYI); 2. E. Staal (NYR); 3. C. Clutterbuck (NYI)

Mar. 8, Rangers 4 at Sabres 2 - Derick Brassard tallied the first goal of the game at 7:30 of the first period. Mats Zuccarello extended the Rangers' lead to two at 4:38 of the second period and Jesper Fast recorded a goal to give the Rangers a 3-0 lead. Buffalo notched two goals to cut the Blueshirts' lead to one before the end of the second period, but Antti Raanta stopped all 19 shots he faced in the third period to preserve the lead. J.T. Miller registered an empty-net goal with one minute remaining in regulation.

Shots: NYR - 26; BUF - 36

PP: NYR - 1-2/2:54; BUF - 0-2/4:00

3 Stars: I. D. Brassard (NYR); 2. M. Zuccarello (NYR); 3. S. Reinhart (BUF)

Mar. 12, Rangers 2 at Red Wings 3 (OT) - Derek Stepan tallied the first goal of the game in the final minute of the first period. Detroit tied the contest 4:28 into the third period. Chris Kreider notched a power play goal to give the Blueshirts a 2-1 lead, but the Red Wings tied the contest in the final minute of regulation and registered the game-winning goal in overtime.

Shots: NYR - 25; DET - 43

PP: NYR - 1-3/4:27; DET - 1-4/6:45

3 Stars: I. D. Helm (DET); 2. H. Lundqvist (NYR); 3. D. Larkin (DET)

Mar. 13, Rangers 3 vs. Penguins 5 - Pittsburgh opened the scoring at 11:56 of the first period, but Chris Kreider tied the score with 1:54 remaining in the opening frame. After Pittsburgh took a 2-1 lead 7:30 into the second period, Derick Brassard tallied a power play goal at 8:59 of the middle frame. The Penguins regained a one-goal lead before the end of the second period, but Ryan McDonagh's goal tied the game 5:04 into the third period. Pittsburgh took a 4-3 lead with 8:51 remaining in regulation and added an empty-net goal with less than one minute to play in the contest.

Shots: NYR - 27; PIT - 33

PP: NYR - 1-4/5:35; PIT - 1-3/4:38

3 Stars: I. C. Sheary (PIT); 2. D. Stepan (NYR); 3. M. Cullen (PIT)

Mar. 16, Rangers 2 at Ducks 1 - Anaheim tallied the first goal of the game at 14:03 of the first period. Kevin Klein registered a goal to tie the game 3:11 into the second period, and he notched his second goal of the game, which was the game-winning goal, with 6:41 remaining in regulation. Antti Raanta made 22 saves to earn the win.

Shots: NYR - 23; ANA - 23

PP: NYR - 0-3/6:00; ANA - 0-0/0:00

3 Stars: I. K. Klein (NYR); 2. J. Manson (ANA); 3. J. McGinn (ANA)

Mar. 17, Rangers 3 at Kings 4 (OT) - J.T. Miller registered a goal at 11:34 of the first period to give the Rangers a 1-0 lead, but the Kings tied the game 19 seconds later. Dan Boyle notched a goal at 13:05 of the second period to help New York regain the lead, and Kevin Hayes tallied a goal 2:46 into the third period to extend the Rangers' lead to two. The Kings recorded two goals in the third period to tie the game and tallied the game-winning goal 1:34 into overtime.

Shots: NYR - 26; LAK - 37

PP: NYR - 0-1/2:00; LAK - 0-2/4:00

3 Stars: I. A. Kopitar (LAK); 2. D. Brown (LAK); 3. J.T. Miller (NYR)

Mar. 19, Rangers 1 at Sharks 4 - After neither team recorded a goal during the first period, San Jose registered the first goal of the contest at 7:50 of the second period. The Rangers tied the game before the second period ended, as Dan Boyle notched a goal for the second consecutive game with 2:28 remaining in the middle frame. The Sharks tallied three goals in the third period. Henrik Lundqvist made 43 saves in the contest.

Shots: NYR - 26; SJS - 52

PP: NYR - 0-2/4:00; SJS - 1-3/4:56

3 Stars: I. J. Ward (SJS); 2. T. Hertl (SJS); 3. J. Pavelski (SJS)

GAME SUMMARIES

Mar. 21, Rangers 4 vs. Panthers 2 - Viktor Stalberg recorded the first goal of the game at 11:15 of the first period, and Mats Zuccarello extended the Rangers' lead to two at 3:33 of the second period. Florida cut its deficit in half 6:51 into the third period, but Rick Nash recorded a goal to help the Rangers regain a two-goal lead with 8:46 remaining in the contest. After Florida tallied a goal with less than one minute to play in the contest, Tanner Glass notched an empty-net goal.

Shots: NYR - 32; FLA - 27

PP: NYR - 1-2/3:02; FLA - 1-1/1:25

3 Stars: I. R. Nash (NYR); 2. H. Lundqvist (NYR); 3. V. Trocheck (FLA)

Mar. 23, Rangers 5 vs. Bruins 2 - Five different Rangers tallied a goal and nine different Blueshirts registered a point in the contest. Mats Zuccarello recorded the first goal of the game at 8:37 of the first period, and Derek Stepan extended the Rangers' lead to two 3:02 after Zuccarello's goal. Derick Brassard registered a goal to give New York a 3-0 lead at 5:26 of the second period. J.T. Miller also notched his 20th goal of the season and Rick Nash added an empty-net goal. Henrik Lundqvist made 39 saves to earn the win, and he also tallied an assist in the game.

Shots: NYR - 24; BOS - 41

PP: NYR - 2-6/8:47; BOS - 0-2/2:54

3 Stars: I. D. Stepan (NYR); 2. H. Lundqvist (NYR); 3. K. Yandle (NYR)

Mar. 26, Rangers 5 at Canadiens 2 - After each team recorded a goal in the first period, the Rangers outscored Montreal, 4-1, in the second period. Four Blueshirts tallied at least two points in the contest, while Chris Kreider and Derick Brassard each notched three points. Antti Raanta made 24 saves to earn the win.

Shots: NYR - 23; MTL - 26

PP: NYR - 2-3/2:46; MTL - 0-6/11:54

3 Stars: I. D. Brassard (NYR); 2. C. Kreider (NYR); 3. D. Stepan (NYR)

Mar. 27, Rangers 2 vs. Penguins 3 (OT) - Eric Staal registered the first goal of the game at 4:19 of the first period. After the Penguins tied the game, Staal notched his second goal of the contest 2:07 into the second period. Pittsburgh tallied a goal at 8:36 of the second period to tie the score, and neither team tallied another goal during regulation. Pittsburgh recorded the game-winning goal with 29.5 seconds remaining in overtime.

Shots: NYR - 27; PIT - 32

PP: NYR - 0-2/4:00; PIT - 0-2/4:00

3 Stars: I. P. Kessel (PIT); 2. E. Staal (NYR); 3. S. Crosby (PIT)

Mar. 31, Rangers 3 at Hurricanes 4 - After Carolina tallied the first goal of the game during the first period, the Rangers recorded three goals in the second period to take a 3-2 lead at the end of the middle frame. The Hurricanes registered two goals in the third period and notched the game-winning goal with 10:54 remaining in regulation.

Shots: NYR - 27; CAR - 28

PP: NYR - 1-3/4:24; CAR - 1-2/2:54

3 Stars: I. P. Brown (CAR); 2. J. Skinner (CAR); 3. J. Faulk (CAR)

APRIL

Apr. 2, Rangers 3 vs. Sabres 4 - Buffalo tallied two goals in the first period to take a 2-0 lead and extended its lead to three 46 seconds into the second period. Kevin Hayes and J.T. Miller each recorded a goal during the second period, and the Rangers entered the third period trailing 4-2. Derek Stepan registered a goal 4:52 into the third period to cut the Blueshirts' deficit in half, but New York was unable to tie the game. Nine different Rangers tallied a point in the contest.

Shots: NYR - 36; BUF - 24

PP: NYR - 0-3/4:00; BUF - 0-2/4:00

3 Stars: I. R. O'Reilly (BUF); 2. J. Eichel (BUF); 3. A. Raanta (NYR)

Apr. 4, Rangers 4 at Blue Jackets 2 - Chris Kreider tallied the first goal of the game at 6:17 of the first period, and Dan Boyle extended the Rangers' lead to two in the second period. After Columbus cut the Rangers' lead in half, Mats Zuccarello notched a goal to help New York regain a two-goal lead. The Blue Jackets cut their deficit to one, but Derek Stepan tallied an empty-net goal to close out the scoring.

Shots: NYR - 30; CBJ - 29

PP: NYR - 0-1/2:00; CBJ - 0-4/8:00

3 Stars: I. C. Kreider (NYR); 2. N. Foligno (CBJ); 3. M. Zuccarello (NYR)

Apr. 5, Rangers 3 vs. Lightning 2 - Tampa Bay took a 2-0 lead by recording two goals in the first 6:07 of the contest. Derek Stepan tallied a power play goal at 16:55 of the second period to cut the Rangers' deficit in half, and he notched his second goal of the game 2:33 into the third period to tie the game. Chris Kreider registered the game-winning goal at 4:46 of the third period. Henrik Lundqvist made 39 saves to earn the win.

Shots: NYR - 28; TBL - 41

PP: NYR - 1-6/8:00; TBL - 1-6/13:13

3 Stars: I. D. Stepan (NYR); 2. H. Lundqvist (NYR); 3. O. Palat (TBL)

GAME SUMMARIES

Apr. 7, Rangers 1 vs. Islanders 4 - After neither team recorded a goal in the first period, the Islanders tallied three goals during the second period. Kevin Klein notched a goal in the third period for the Rangers, and the Islanders tallied an empty-net goal in the final minute of the contest.

Shots: NYR - 37; NYI - 23

PP: NYR - 0-4/8:00; NYI - 1-3/4:50

3 Stars: 1. T. Greiss (NYI); 2. S. Prince (NYI); 3. C. Cizikas (NYI)

Apr. 9, Rangers 3 vs. Red Wings 2 - Dan Boyle tallied the first goal of the game at 16:24 of the first period. After the Red Wings tied the game in the second period, Kevin Hayes registered a goal with 5:38 remaining in regulation to give New York a 2-1 lead. Oscar Lindberg notched an empty-net goal with 2:36 to play in the contest. Antti Raanta made 31 saves to earn the win.

Shots: NYR - 20; DET - 33

PP: NYR - 0-2/2:20; DET - 1-4/3:21

3 Stars: 1. A. Raanta (NYR); 2. K. Hayes (NYR); 3. J. Howard (DET)

FINAL RANGERS SCORING

POS.	NO.	PLAYER	GP	G	A	PTS	+/-	PIM	PPG	SHG	GWG	S	S%
RW	36	Mats Zuccarello	81	26	35	61	2	34	7	0	4	166	15.7
C	16	Derick Brassard	80	27	31	58	12	30	8	0	5	182	14.8
C	21	Derek Stepan	72	22	31	53	5	20	5	3	5	192	11.5
D	93	Keith Yandle	82	5	42	47	-4	40	2	0	1	160	3.1
LW	20	Chris Kreider	79	21	22	43	10	58	5	0	3	158	13.3
C	10	J.T. Miller	82	22	21	43	10	46	2	0	5	135	16.3
C	13	Kevin Hayes	79	14	22	36	4	30	3	0	3	133	10.5
LW	61	Rick Nash	60	15	21	36	8	30	4	0	4	183	8.2
D	27	Ryan McDonagh	73	9	25	34	26	22	2	0	0	113	8.0
RW	19	Jesper Fast	79	10	20	30	9	18	0	0	3	75	13.3
C	24	*Oscar Lindberg	68	13	15	28	12	43	1	0	2	114	11.4
D	8	Kevin Klein	69	9	17	26	16	19	0	0	4	69	13.0
D	22	Dan Boyle	74	10	14	24	E	30	3	0	0	95	10.5
LW	25	Viktor Stalberg	75	9	11	20	6	22	0	0	0	125	7.2
D	5	Dan Girardi	74	2	15	17	18	20	0	0	1	77	2.6
D	18	Marc Staal	77	2	13	15	2	36	0	0	1	65	3.1
C	28	Dominic Moore	80	6	9	15	-2	32	0	0	2	94	6.4
LW	15	Tanner Glass	57	4	3	7	-3	66	0	0	0	49	8.2
C	12	Eric Staal	NYR	20	3	3	6	1	2	0	0	40	7.5
			CAR	63	10	23	33	-3	32	1	0	159	6.3
			Total	83	13	26	39	-2	34	1	0	199	6.5
D	6	*Dylan McIlrath	34	2	2	4	7	64	0	0	0	28	7.1
G	30	Henrik Lundqvist	65	0	4	4	-	4	0	0	0	0	0.0
RW	96	Emerson Etem	X	19	0	3	3	-4	2	0	0	23	0.0
C	26	Jarret Stoll	X	29	1	2	3	3	20	0	0	26	3.8
C	23	Jayson Megna	6	1	1	2	-1	2	0	0	0	9	11.1
LW	46	*Marek Hrivik	5	0	1	1	3	0	0	0	0	3	0.0
D	55	Chris Summers	3	0	0	0	-2	4	0	0	0	5	0.0
LW	12	Daniel Paille	12	0	0	0	-2	0	0	0	0	11	0.0
D	76	*Brady Skjei	7	0	0	0	1	4	0	0	0	6	0.0
G	32	Antti Raanta	25	0	0	0	-	0	0	0	0	0	0.0
G	45	*Magnus Hellberg	1	0	0	0	-	0	0	0	0	0	0.0

GOALTENDING

NO.	GOALTENDER	GP	W	L	OT	GAA	SV%	SO	GA	SA	MIN	G	A	PIM
30	Henrik Lundqvist	65	35	21	7	2.48	.920	4	156	1,944	3,772:22	0	4	4
32	Antti Raanta	25	11	6	2	2.24	.919	1	43	530	1,150:21	0	0	0
45	*Magnus Hellberg	1	0	0	0	6.00	.667	0	2	6	20:00	0	0	0

* Denotes rookie

"X" Denotes player who didn't end the 2015-16 season with the organization

SCORING BREAKDOWN

PLAYER	HOME			ROAD			GAME WINNING			GAME-DECIDING GOALS
	G	A	PTS	G	A	PTS	G	A	PTS	G
Dan Boyle	3	6	9	7	8	15	0	3	3	1
Derick Brassard	20	21	41	7	10	17	5	10	15	0
Emerson Etem	0	2	2	0	1	1	0	2	2	0
Jesper Fast	5	13	18	5	7	12	3	6	9	0
Dan Girardi	2	9	11	0	6	6	1	3	4	0
Tanner Glass	2	0	2	2	3	5	0	1	1	0
Kevin Hayes	9	13	22	5	9	14	3	6	9	0
Magnus Hellberg*	0	0	0	0	0	0	0	0	0	0
Marek Hrivik*	0	0	0	0	1	1	0	0	0	0
Kevin Klein	5	13	18	4	4	8	4	5	9	0
Chris Kreider	6	11	17	15	11	26	3	4	7	0
Oscar Lindberg*	9	9	18	4	6	10	2	2	4	0
Henrik Lundqvist	0	1	1	0	3	3	0	0	0	0
Ryan McDonagh	6	13	19	3	12	15	0	7	7	0
Dylan McLlraith*	2	1	3	0	1	1	0	0	0	0
Jayson Megna	1	1	2	0	0	0	0	0	0	0
J.T. Miller	8	7	15	14	14	28	5	5	10	0
Dominic Moore	1	5	6	5	4	9	2	0	2	0
Rick Nash	7	17	24	8	4	12	4	2	6	0
Daniel Paille	0	0	0	0	0	0	0	0	0	0
Antti Raanta	0	0	0	0	0	0	0	0	0	0
Brady Skjei*	0	0	0	0	0	0	0	0	0	0
Eric Staal	3	2	5	0	1	1	0	1	1	0
Marc Staal	1	9	10	1	4	5	1	1	2	0
Viktor Stalberg	6	5	11	3	6	9	0	1	1	0
Derek Stepan	15	15	30	7	16	23	5	5	10	0
Jarret Stoll	1	2	3	0	0	0	0	2	2	0
Chris Summers	0	0	0	0	0	0	0	0	0	0
Keith Yandle	2	24	26	3	18	21	1	5	6	0
Mats Zuccarello	16	21	37	10	14	24	4	3	7	2
TOTALS	130	220	350	103	163	266	43	74	117	3

* Denotes rookie

SPECIAL TEAMS SCORING BREAKDOWN

PLAYER	EVEN STRENGTH			POWER PLAY			SHORTHANDED			TOTALS		
	G	A	PTS	G	A	PTS	G	A	PTS	G	A	PTS
Dan Boyle	7	7	14	3	7	10	0	0	0	10	14	24
Derick Brassard	19	17	36	8	14	22	0	0	0	27	31	58
Emerson Etem	0	3	3	0	0	0	0	0	0	0	3	3
Jesper Fast	10	20	30	0	0	0	0	0	0	10	20	30
Dan Girardi	2	14	16	0	0	0	0	1	1	2	15	17
Tanner Glass	4	3	7	0	0	0	0	0	0	4	3	7
Kevin Hayes	11	19	30	3	3	6	0	0	0	14	22	36
Magnus Hellberg*	0	0	0	0	0	0	0	0	0	0	0	0
Marek Hrivik*	0	1	1	0	0	0	0	0	0	0	1	1
Kevin Klein	9	16	25	0	1	1	0	0	0	9	17	26
Chris Kreider	16	19	35	5	3	8	0	0	0	21	22	43
Oscar Lindberg*	12	13	25	1	2	3	0	0	0	13	15	28
Henrik Lundqvist	0	2	2	0	2	2	0	0	0	0	4	4
Ryan McDonagh	7	17	24	2	7	9	0	1	1	9	25	34
Dylan McIlrath*	2	2	4	0	0	0	0	0	0	2	2	4
Jayson Megna	1	1	2	0	0	0	0	0	0	1	1	2
J.T. Miller	20	19	39	2	2	4	0	0	0	22	21	43
Dominic Moore	6	9	15	0	0	0	0	0	0	6	9	15
Rick Nash	11	18	29	4	2	6	0	1	1	15	21	36
Daniel Paille	0	0	0	0	0	0	0	0	0	0	0	0
Antti Raanta	0	0	0	0	0	0	0	0	0	0	0	0
Brady Skjei*	0	0	0	0	0	0	0	0	0	0	0	0
Eric Staal	3	3	6	0	0	0	0	0	0	3	3	6
Marc Staal	2	13	15	0	0	0	0	0	0	2	13	15
Viktor Stalberg	9	11	20	0	0	0	0	0	0	9	11	20
Derek Stepan	14	22	36	5	9	14	3	0	3	22	31	53
Jarret Stoll	1	2	3	0	0	0	0	0	0	1	2	3
Chris Summers	0	0	0	0	0	0	0	0	0	0	0	0
Keith Yandle	3	22	25	2	20	22	0	0	0	5	42	47
Mats Zuccarello	19	24	43	7	11	18	0	0	0	26	35	61
TOTALS	188	297	485	42	83	125	3	3	6	233	383	616

* Denotes rookie

SCORING BREAKDOWN BY MONTH

PLAYER	OCTOBER			NOVEMBER			DECEMBER			JANUARY		
	G	A	PTS	G	A	PTS	G	A	PTS	G	A	PTS
Dan Boyle	0	2	2	0	3	3	5	4	9	0	0	0
Derick Brassard	3	5	8	4	5	9	6	5	11	4	4	8
Emerson Etem	0	1	1	0	1	1	0	1	1	0	0	0
Jesper Fast	1	2	3	2	2	4	3	3	6	1	3	4
Dan Girardi	1	1	2	1	5	6	0	2	2	0	1	1
Tanner Glass	0	0	0	-	-	-	1	1	2	0	0	0
Kevin Hayes	2	4	6	4	5	9	0	2	2	1	4	5
Magnus Hellberg*	-	-	-	-	-	-	0	0	0	-	-	-
Mark Hrivik*	-	-	-	-	-	-	-	-	-	-	-	-
Kevin Klein	2	0	2	1	3	4	0	0	0	0	4	4
Chris Kreider	1	4	5	3	3	6	2	5	7	3	2	5
Oscar Lindberg*	5	2	7	4	5	9	1	0	1	1	3	4
Henrik Lundqvist	0	0	0	0	0	0	0	1	1	0	1	1
Ryan McDonagh	0	1	1	3	6	9	2	5	7	1	6	7
Dylan McLlraith*	0	0	0	0	0	0	1	1	2	1	0	1
Jayson Megna	-	-	-	-	-	-	-	-	-	1	1	2
J.T. Miller	1	5	6	3	3	6	4	3	7	5	1	6
Dominic Moore	1	0	1	1	0	1	2	5	7	0	1	1
Rick Nash	1	5	6	7	3	10	4	6	10	0	7	7
Daniel Paille	-	-	-	-	-	-	-	-	-	0	0	0
Antti Raanta	0	0	0	0	0	0	0	0	0	0	0	0
Brady Skjei*	-	-	-	-	-	-	0	0	0	-	-	-
Eric Staal	-	-	-	-	-	-	-	-	-	-	-	-
Marc Staal	1	3	4	0	4	4	0	3	3	1	0	1
Viktor Stalberg	1	3	4	1	1	2	2	3	5	3	0	3
Derek Stepan	3	2	5	3	4	7	0	1	1	3	5	8
Jarret Stoll	0	2	2	1	0	1	0	0	0	-	-	-
Chris Summers	-	-	-	-	-	-	0	0	0	-	-	-
Keith Yandle	1	5	6	0	7	7	0	7	7	2	4	6
Mats Zuccarello	7	2	9	4	9	13	5	4	9	2	2	4
TOTALS	31	49	80	42	69	111	38	62	100	29	49	78

PLAYER	FEBRUARY			MARCH			APRIL			TOTALS		
	G	A	PTS	G	A	PTS	G	A	PTS	G	A	PTS
Dan Boyle	1	3	4	2	2	4	2	0	2	10	14	24
Derick Brassard	5	5	10	5	6	11	0	1	1	27	31	58
Emerson Etem	-	-	-	-	-	-	-	-	-	0	3	3
Jesper Fast	1	4	5	2	4	6	0	2	2	10	20	30
Dan Girardi	0	5	5	0	1	1	0	0	0	2	15	17
Tanner Glass	1	1	2	2	1	3	0	0	0	4	3	7
Kevin Hayes	4	4	8	1	3	4	2	0	2	14	22	36
Magnus Hellberg*	-	-	-	-	-	-	-	-	-	0	0	0
Mark Hrivik*	0	1	1	-	-	-	0	0	0	0	1	1
Kevin Klein	3	0	3	2	7	9	1	3	4	9	17	26
Chris Kreider	4	3	7	6	2	8	2	3	5	21	22	43
Oscar Lindberg*	0	4	4	1	0	1	1	1	2	13	15	28
Henrik Lundqvist	0	0	0	0	1	1	0	1	1	0	4	4
Ryan McDonagh	2	2	4	1	4	5	0	1	1	9	25	34
Dylan McLlraith*	0	0	0	0	0	0	0	1	1	2	2	4
Jayson Megna	0	0	0	-	-	-	-	-	-	1	1	2
J.T. Miller	4	5	9	4	4	8	1	0	1	22	21	43
Dominic Moore	2	0	2	0	3	3	0	0	0	6	9	15
Rick Nash	-	-	-	3	0	3	0	0	0	15	21	36
Daniel Paille	0	0	0	-	-	-	-	-	-	0	0	0
Antti Raanta	0	0	0	0	0	0	0	0	0	0	0	0
Brady Skjei*	0	0	0	0	0	0	0	0	0	0	0	0
Eric Staal	0	0	0	3	2	5	0	1	1	3	3	6
Marc Staal	0	1	1	0	1	1	0	1	1	2	13	15
Viktor Stalberg	1	2	3	1	2	3	0	0	0	9	11	20
Derek Stepan	5	5	10	4	11	15	4	3	7	22	31	53
Jarret Stoll	-	-	-	-	-	-	-	-	-	1	2	3
Chris Summers	-	-	-	-	-	-	-	-	-	0	0	0
Keith Yandle	1	8	9	1	9	10	0	2	2	5	42	47
Mats Zuccarello	3	9	12	4	7	11	1	2	3	26	35	61
TOTALS	37	62	99	42	70	112	14	22	36	233	383	616

SCORING BREAKDOWN BY DIVISION

EASTERN CONFERENCE

PLAYER	METROPOLITAN			ATLANTIC			TOTALS		
	G	A	PTS	G	A	PTS	G	A	PTS
Dan Boyle	2	7	9	2	2	4	4	9	13
Derick Brassard	7	7	14	11	13	24	18	20	38
Emerson Etem	0	1	1	0	0	0	0	1	1
Jesper Fast	3	9	12	3	7	10	6	16	22
Dan Girardi	0	7	7	0	2	2	0	9	9
Tanner Glass	1	1	2	1	0	1	2	1	3
Kevin Hayes	5	10	15	2	3	5	7	13	20
Magnus Hellberg*	0	0	0	0	0	0	0	0	0
Marek Hrivik*	0	1	1	0	0	0	0	1	1
Kevin Klein	3	2	5	1	12	13	4	14	18
Chris Kreider	10	4	14	5	7	12	15	11	26
Oscar Lindberg*	7	4	11	2	3	5	9	7	16
Henrik Lundqvist	0	2	2	0	1	1	0	3	3
Ryan McDonagh	3	10	13	2	8	10	5	18	23
Dylan McIlrath*	0	0	0	1	1	2	1	1	2
Jayson Megna	0	0	0	0	0	0	0	0	0
J.T. Miller	8	4	12	6	6	12	14	10	24
Dominic Moore	3	3	6	2	2	4	5	5	10
Rick Nash	2	4	6	8	4	12	10	8	18
Daniel Paille	0	0	0	0	0	0	0	0	0
Antti Raanta	0	0	0	0	0	0	0	0	0
Brady Skjei*	0	0	0	0	0	0	0	0	0
Eric Staal	3	1	4	0	1	1	3	2	5
Marc Staal	1	4	5	0	3	3	1	7	8
Viktor Stalberg	2	4	6	4	1	5	6	5	11
Derek Stepan	7	13	20	8	9	17	15	22	37
Jarret Stoll	1	1	2	0	0	0	1	1	2
Chris Summers	0	0	0	0	0	0	0	0	0
Keith Yandle	3	16	19	0	14	14	3	30	33
Mats Zuccarello	6	9	15	11	15	26	17	24	41
TOTALS	77	124	201	69	114	183	146	238	384

WESTERN CONFERENCE

PLAYER	CENTRAL			PACIFIC			TOTALS		
	G	A	PTS	G	A	PTS	G	A	PTS
Dan Boyle	2	0	2	4	5	9	6	5	11
Derick Brassard	4	6	10	5	5	10	9	11	20
Emerson Etem	0	1	1	0	1	1	0	2	2
Jesper Fast	1	2	3	3	2	5	4	4	8
Dan Girardi	1	5	6	1	1	2	2	6	8
Tanner Glass	1	1	2	1	1	2	2	2	4
Kevin Hayes	3	6	9	4	3	7	7	9	16
Magnus Hellberg*	0	0	0	0	0	0	0	0	0
Marek Hrivik*	0	0	0	0	0	0	0	0	0
Kevin Klein	2	2	4	3	1	4	5	3	8
Chris Kreider	3	5	8	3	6	9	6	11	17
Oscar Lindberg*	3	6	9	1	2	3	4	8	12
Henrik Lundqvist	0	0	0	0	1	1	0	1	1
Ryan McDonagh	4	4	8	0	3	3	4	7	11
Dylan McIlrath*	0	0	0	1	1	2	1	1	2
Jayson Megna	1	1	2	0	0	0	1	1	2
J.T. Miller	4	7	11	4	4	8	8	11	19
Dominic Moore	1	0	1	0	4	4	1	4	5
Rick Nash	2	7	9	3	6	9	5	13	18
Daniel Paille	0	0	0	0	0	0	0	0	0
Antti Raanta	0	0	0	0	0	0	0	0	0
Brady Skjei*	0	0	0	0	0	0	0	0	0
Eric Staal	0	0	0	0	1	1	0	1	1
Marc Staal	0	1	1	1	5	6	1	6	7
Viktor Stalberg	1	3	4	2	3	5	3	6	9
Derek Stepan	5	5	10	2	4	6	7	9	16
Jarret Stoll	0	0	0	0	1	1	0	1	1
Chris Summers	0	0	0	0	0	0	0	0	0
Keith Yandle	1	5	6	1	7	8	2	12	14
Mats Zuccarello	2	5	7	7	6	13	9	11	20
TOTALS	41	72	113	46	73	119	87	145	232

MISCELLANEOUS STATISTICS

WIN/LOSS BREAKDOWN

DIVISION	HOME	PTS	GF	GA	AWAY	PTS	GF	GA	OVERALL	PTS	GF	GA
Atlantic	10-2-0	20	39	26	6-5-1	13	31	31	16-7-1	33	70	57
Metropolitan	7-5-3	17	41	44	7-6-2	16	38	40	14-11-5	33	79	84
Central	4-3-0	8	24	18	4-3-0	8	17	21	8-6-0	16	41	39
Pacific	6-0-1	13	26	13	2-3-2	6	20	24	8-3-3	19	46	37
TOTALS	27-10-4	58	130	101	19-17-5	43	106	116	46-27-9	101	236	217

GOALS BY PERIOD

	1ST	2ND	3RD	OT/SO	TOTALS
Rangers	66	71	92	4/3	233 (2.84 G/GP)
Opponents	52	71	85	7/2	215 (2.62 GA/GP)

SHOTS BY PERIOD

	1ST	2ND	3RD	OT	TOTALS
Rangers	788	795	718	35	2,336 (28.5 S/GP)
Opponents	789	880	795	30	2,494 (30.4 SA/GP)

TEAM STATISTICS

Most Goals, Game:	6	(3x), last – 1/25/16 vs. BUF
Most Goals Allowed, Game:	7	(2x), last – 12/20/15 vs. WSH
Most Goals, Period:	4	(2x), last – 3/26/16 at MTL (2nd period)
Most Goals Allowed, Period:	4	(3x), last – 3/6/16 vs. NYI (1st period)
Largest Margin of Victory:	4	(2x), last – 1/5/16 vs. DAL
Largest Margin of Defeat:	4	(2x), last – 12/20/15 vs. WSH
Most Shots, Game:	49	1/19/16 vs. VAN
Most Shots Allowed, Game:	52	3/19/16 at SJS
Most Shots, Period:	20	10/13/15 vs. WPG (2nd period)
Most Shots Allowed, Period:	21	(2x), last – 4/5/16 vs. TBL (1st period)
Least Shots, Game:	19	(2x), last – 2/23/16 at NJD
Least Shots Allowed, Game:	18	(2x), last – 2/4/16 vs. MIN
Least Shots, Period:	1	1/22/16 at CAR (3rd period)
Least Shots Allowed, Period:	1	2/6/16 at PHI (3rd period)
Most Power Play Goals, Game:	2	(5x), last – 3/26/16 at MTL
Most Power Play Goals Allowed, Game:	3	2/17/16 vs. CHI
Most Shorthanded Goals, Game:	1	(3x), last – 4/4/16 at CBJ
Most Shorthanded Goals Allowed, Game:	1	(5x), last – 2/8/16 vs. NJD
Most Hits, Game:	52	12/2/15 at NYI
Most Faceoff Wins, Game:	42	10/22/15 vs. ARI
Highest Faceoff Win Percentage, Game:	67.2%	(41-for-61), 3/6/16 vs. NYI
Most Blocked Shots, Game:	30	1/16/16 at PHI
Longest Winning Streak:	9	10/25/15 vs. CGY – 11/15/15 vs. TOR
Longest Point Streak:	13	10/18/15 vs. NJD – 11/15/15 vs. TOR (11-0-2)
Longest Losing Streak:	3	(2x), last – 12/17/15 at MIN – 12/20/15 vs. WSH
Longest Winless Streak:	3	(5x), last – 3/27/16 vs. PIT – 4/2/16 vs. BUF (0-2-1)

INDIVIDUAL STATISTICS

Most Goals, Game:	3	(2x), last – Rick Nash, 11/21/15 at FLA
Most Assists, Game:	3	(5x), last – J.T. Miller, 2/18/16 at TOR
Most Points, Game:	5	Derick Brassard, 1/25/16 vs. BUF (2 G, 3 A)
Most Shots, Game:	10	Rick Nash, 11/21/15 at FLA
Most PIM, Game:	17	(2x), last – Dylan McIlrath, 11/27/15 at BOS
Most Hits, Game:	10	(2x), last – Tanner Glass, 3/16/16 at ANA
Most Blocked Shots, Game:	7	Marc Staal, 1/11/16 vs. BOS
Longest Goal Streak:	4	Rick Nash, 11/21/15 at FLA – 11/27/15 at BOS (6)
Longest Assist Streak:	5	Keith Yandle, 2/10/16 at PIT – 2/18/16 at TOR (5)
Longest Point Streak:	5	(4x), last – Derek Stepan, 3/31/16 at CAR – 4/7/16 vs. NYI
Most Saves, Game:	46	Henrik Lundqvist, 10/24/15 at PHI

MISCELLANEOUS STATISTICS

MONTH-BY-MONTH RECORD

	GP	W	L	OT	PTS	GF	GA
October	11	7	2	2	16	31	21
November	14	10	4	0	20	43	32
December	13	4	7	2	10	38	47
January	11	6	4	1	13	30	29
February	14	10	3	1	21	38	30
March	14	6	5	3	15	42	44
April	5	3	2	0	6	14	14
TOTALS	82	46	27	9	101	236	217

2015-16 RANGERS SITUATIONAL RECORD

	W	L	OT
Scoring first	33	5	5
Opponent scoring first	13	22	4
Leading after 1st Period	25	3	3
Trailing after 1st Period	9	12	2
Tied after 1st Period	12	12	4
Leading after 2nd Period	28	2	2
Trailing after 2nd Period	4	20	2
Tied after 2nd Period	14	5	5
OT Record	7	9	-
Five-Minute Overtime Record	4	7	-
Shootout Record	3	2	-
Outshooting opponent	20	14	2
Outshot by opponent	24	13	7
Even shots	2	0	0
Outscoring opponent on special teams	15	1	2
Outscored on special teams	8	17	2
Special teams scoring is even	23	9	5
Second game of back-to-backs	9	5	3
Third game in four days	7	8	1
Wearing Heritage jersey	5	4	2
Wearing White at home	2	0	0
Wearing Blue on the road	1	0	0
Afternoon games	5	5	3
Night games	41	22	6
Sunday	5	5	2
Monday	9	1	0
Tuesday	8	3	0
Wednesday	5	3	1
Thursday	5	8	1
Friday	5	3	1
Saturday	9	4	4
1-Goal Games	20	7	9
2-Goal Games	9	6	-
3-Goal Games	15	12	-
4-Goal Games	2	2	-

WHEN RANGERS SCORE...

WHEN OPPOSITION SCORES...

	W	L	OT		W	L	OT
0 Goals	0	4	0	0 Goals	5	0	0
1 Goal	1	9	2	1 Goal	14	0	0
2 Goals	7	5	3	2 Goals	22	3	2
3 Goals	14	7	2	3 Goals	4	6	3
4 Goals	15	1	2	4 Goals	1	7	2
5 Goals	6	1	0	5 Goals	0	8	2
6 Goals	3	0	0	6 Goals	0	1	0
7 Goals	-	-	-	7 Goals	0	2	0

HAT TRICKS

BY RANGERS (2)	DATE	OPPONENT/SITE	GOALTENDER
Mats Zuccarello	10/30/15	TOR/MSG	Jonathan Bernier (2), Empty Net (1)
Rick Nash	11/21/15	FLA/FLA	Roberto Luongo
AGAINST RANGERS (4)	DATE	OPPONENT/SITE	GOALTENDER
Lauri Korpikoski	12/11/15	EDM/EDM	Henrik Lundqvist (2), Empty Net (1)
Justin Williams	1/17/16	WSH/WSH	Antti Raanta (2), Empty Net (1)
Anze Kopitar	2/12/16	LAK/MSG	Antti Raanta
Artemi Panarin	2/17/16	CHI/MSG	Henrik Lundqvist (2), Empty Net (1)

SHORTHANDED GOALS

BY RANGERS (3)	DATE	OPPONENT/SITE	GOALTENDER
Derek Stepan	1/5/16	DAL/MSG	Antti Niemi
Derek Stepan	2/29/16	CBJ/MSG	Joonas Korpisalo
Derek Stepan	4/4/16	CBJ/CBJ	Empty Net
AGAINST RANGERS (5)	DATE	OPPONENT/SITE	GOALTENDER
Bryan Little	10/13/15	WPG/MSG	Henrik Lundqvist
Valtteri Filppula	11/19/15	TBL/TBL	Henrik Lundqvist
Jason Chimera	12/20/15	WSH/MSG	Magnus Hellberg
Jean-Gabriel Pageau	1/24/16	OTT/OTT	Empty Net
Travis Zajac	2/8/16	NJD/MSG	Henrik Lundqvist

PENALTY SHOTS

BY RANGERS (6)	DATE	OPPONENT/SITE	GOALTENDER (RESULT)
Rick Nash	10/10/15	CBJ/MSG	Sergei Bobrovsky (Save)
Chris Kreider	11/19/15	TBL/TBL	Ben Bishop (Save)
Chris Kreider	11/21/15	FLA/FLA	Roberto Luongo (Save)
Dan Boyle	12/9/15	VAN/VAN	Ryan Miller (Goal)
Keith Yandle	12/17/15	MIN/MIN	Devan Dubnyk (Save)
Jesper Fast	2/21/16	DET/MSG	Jimmy Howard (Save)
AGAINST RANGERS (1)	DATE	OPPONENT/SITE	GOALTENDER (RESULT)
Reilly Smith	11/21/15	FLA/FLA	Henrik Lundqvist (Save)

EMPTY NET GOALS

BY RANGERS (16)	DATE	OPPONENT/SITE	GOALTENDER PULLED
Rick Nash	10/22/15	ARI/MSG	Mike Smith
Mats Zuccarello	10/30/15	TOR/MSG	Jonathan Bernier
Dan Girardi	11/12/15	STL/MSG	Brian Elliott
Jesper Fast	12/6/15	OTT/MSG	Craig Anderson
Jesper Fast	12/15/15	EDM/MSG	Anders Nilsson
Viktor Stalberg	12/30/15	TBL/TBL	Ben Bishop
Rick Nash	12/30/15	TBL/TBL	Ben Bishop
Derick Brassard	1/25/16	BUF/MSG	Chad Johnson
Chris Kreider	2/4/16	MIN/MSG	Devan Dubnyk
Jesper Fast	2/10/16	PIT/PIT	Marc-Andre Fleury
Derick Brassard	2/18/16	TOR/TOR	Jonathan Bernier
J.T. Miller	3/8/16	BUF/BUF	Chad Johnson
Tanner Glass	3/21/16	FLA/MSG	Al Montoya
Rick Nash	3/23/16	BOS/MSG	Jonas Gustavsson
Derek Stepan	4/4/16	CBJ/CBJ	Joonas Korpisalo
Oscar Lindberg	4/9/16	DET/MSG	Jimmy Howard
AGAINST RANGERS (14)	DATE	OPPONENT/SITE	GOALTENDER PULLED
Mark Stuart	10/13/15	WPG/MSG	Henrik Lundqvist
Tomas Plekanec	10/15/15	MTL/MTL	Henrik Lundqvist
Wayne Simmonds	11/28/15	PHI/MSG	Antti Raanta
Lauri Korpikoski	12/11/15	EDM/EDM	Antti Raanta
Andrew Ladd	12/18/15	WPG/WPG	Henrik Lundqvist
Kyle Okposo	1/4/16	NYI/NYI	Henrik Lundqvist
Justin Williams	1/17/16	WSH/WSH	Antti Raanta
Jean-Gabriel Pageau	1/24/16	OTT/OTT	Henrik Lundqvist
Artemi Panarin	2/17/16	CHI/MSG	Henrik Lundqvist
Adam Larsson	2/23/16	NJD/NJD	Henrik Lundqvist
Phil Kessel	3/3/16	PIT/PIT	Antti Raanta
Frans Nielsen	3/6/16	NYI/MSG	Antti Raanta
Sidney Crosby	3/13/16	PIT/MSG	Henrik Lundqvist
John Tavares	4/7/16	NYI/MSG	Antti Raanta

SHOOTOUT STATISTICS

TOTAL		HOME		ROAD	
GP	W-L	GP	W-L	GP	W-L
5	3-2	0	0-0	5	3-2

G/S	S%	G/S	S%	G/S	S%
6/13	46.2	-	-	6/13	46.2

GA/SA	SV%	GA/SA	SV%	GA/SA	SV%
4/14	.714	-	-	4/14	.714

GAME-DECIDING GOALS

DATE	OPPONENT	SCORED BY	LOSING GOALIE	WINNING TEAM	FINAL SCORE
10/24/15	at PHI	Claude Giroux	Henrik Lundqvist	Flyers	2-3
11/14/15	at OTT	Dan Boyle	Craig Anderson	Rangers	2-1
12/2/15	at NYI	Kyle Okposo	Henrik Lundqvist	Islanders	1-2
1/16/16	at PHI	Mats Zuccarello	Steve Mason	Rangers	3-2
2/6/16	at PHI	Mats Zuccarello	Steve Mason	Rangers	3-2

SHOOTOUT GOALIE STATS

GOALIE	WINS	LOSSES	GOALS AGAINST	SHOTS AGAINST	SAVE %
Henrik Lundqvist	3	2	4	14	.714

SHOOTOUT PLAYER STATS

PLAYER	GOALS	SHOTS	SHOT %	GDG
Mats Zuccarello	3	5	60.0	2
Derek Stepan	2	2	100.0	0
Dan Boyle	1	3	33.3	1
Dominic Moore	0	1	0.0	0
Rick Nash	0	2	0.0	0

2015-16 TRANSACTIONS

DATE	TRANSACTION
Oct. 3	Assigned Jayson Megna and Raphael Diaz to Hartford (AHL)
Oct. 21	Assigned Tanner Glass to Hartford (AHL)
Nov. 30	Recalled Jayson Megna from Hartford (AHL)
Dec. 1	Assigned Jayson Megna to Hartford (AHL)
Dec. 2	Recalled Tanner Glass from Hartford (AHL)
Dec. 15	Jarret Stoll claimed on waivers by Minnesota; Recalled Brady Skjei from Hartford (AHL)
Dec. 18	Recalled Magnus Hellberg and Chris Summers from Hartford (AHL); Assigned Brady Skjei to Hartford (AHL)
Dec. 23	Assigned Magnus Hellberg and Chris Summers to Hartford (AHL)
Dec. 31	Agreed to terms with Ryan Groppe on an entry-level contract
Jan. 4	Recalled Jayson Megna from Hartford (AHL)
Jan. 8	Acquired Nicklas Jensen and a sixth round pick in the 2017 NHL Entry Draft from Vancouver in exchange for Emerson Etem
Jan. 21	Agreed to terms with free agent forward Daniel Paille
Jan. 22	Assigned Jayson Megna to Hartford (AHL)
Jan. 30	Recalled Jayson Megna from Hartford (AHL)
Feb. 3	Assigned Jayson Megna to Hartford (AHL)
Feb. 5	Assigned Jayson Megna to Hartford (AHL)
Feb. 21	Recalled Marek Hrivik from Hartford (AHL); Assigned Daniel Paille to Hartford (AHL)
Feb. 23	Recalled Brady Skjei from Hartford (AHL)
Feb. 24	Assigned Brady Skjei to Hartford (AHL)
Feb. 28	Acquired Eric Staal from Carolina in exchange for Aleksis Saarela, a second round pick in the 2016 NHL Entry Draft, and a second round pick in the 2017 NHL Entry Draft; Assigned Marek Hrivik to Hartford (AHL); Acquired Chris Brown from Washington in exchange for Ryan Bourque
Mar. 4	Recalled Magnus Hellberg from Hartford (AHL) on an emergency basis
Mar. 7	Recalled Brady Skjei from Hartford (AHL) on an emergency basis
Mar. 9	Assigned Brady Skjei and Magnus Hellberg to Hartford (AHL)
Mar. 28	Agreed to terms with Cristoval Nieves on an entry-level contract
Mar. 29	Agreed to terms with Steven Fogarty on an entry-level contract
Apr. 1	Agreed to terms with free agent forward Adam Chapie
Apr. 5	Recalled Brady Skjei from Hartford (AHL)
Apr. 8	Recalled Marek Hrivik from Hartford (AHL)
Apr. 9	Assigned Marek Hrivik to Hartford (AHL)
Apr. 13	Recalled Marek Hrivik from Hartford (AHL)
Apr. 14	Recalled Magnus Hellberg from Hartford (AHL)
Apr. 17	Agreed to terms with free agent forward Malte Stromwall
Apr. 18	Recalled Raphael Diaz from Hartford (AHL)
Apr. 20	Recalled Mat Bodie, Chris Brown, Ryan Graves, Nicklas Jensen, Jayson Megna, Daniel Paille, and Chris Summers from Hartford (AHL)

2016 OFF-SEASON ACTIVITY

DATE	TRANSACTION
May 2	Re-signed Antti Raanta.
May 13	Signed Pavel Buchnevich to first NHL contract.
June 15	Re-signed Chris Summers.
June 20	Acquired a sixth round pick in the 2016 NHL Entry Draft (Tyler Wall) and a fourth round pick in the 2017 NHL Entry Draft from Florida in exchange for Keith Yandle.
June 25	Acquired Nick Holden from Colorado in exchange for a fourth round pick in the 2017 NHL Entry Draft.
July 1	Named Jeff Beukeboom Assistant Coach; Signed Michael Grabner, Nathan Gerbe, Adam Clendening, and Michael Paliotta as free agents.
July 5	Re-signed Mat Bodie and Nicklas Jensen.
July 13	Re-signed J.T. Miller.
July 15	Re-signed Dylan McIlrath and Tommy Hughes; Signed Josh Jooris.
July 18	Signed Robin Kovacs to first NHL contract; Acquired Mika Zibanejad and a second round pick in the 2018 NHL Entry Draft from Ottawa in exchange for Derick Brassard and a seventh round pick in the 2018 NHL Entry Draft.
July 22	Re-signed Chris Kreider and Kevin Hayes.
July 26	Signed Sergey Zborovskiy to first NHL contract.
July 28	Re-signed Marek Hrivik.
August 3	Named Keith McCambridge Assistant Coach of the Hartford Wolf Pack.
August 18	Signed John Gilmour as a free agent.
August 19	Signed Jimmy Vesey as a free agent.
August 26	Signed Brandon Pirri as a free agent.
September 2	Named Chris Drury Assistant General Manager.

MANPOWER GAMES LOST DUE TO INJURY OR ILLNESS IN 2015-16

PLAYER	TYPE OF INJURY	DATE OF INJURY	DATES MISSED	GAMES MISSED
Derick Brassard	Flu	Jan. 19	Jan. 19	1
	Flu	Mar. 11	Mar. 12	1
Emerson Etem	Illness	Dec. 2	Dec. 2 - Dec. 3	2
Jesper Fast	Flu	Feb. 29	Feb. 29	1
Dan Girardi	Cracked Kneecap	Dec. 9	Dec. 15 - Dec. 22	5
	Lacerated Hand	Jan. 11	Jan. 14	1
Tanner Glass	Upper-Body Injury	Apr. 5	Apr. 7 - Apr. 9	2
	Upper-Body Injury	Mar. 12	Mar. 13	1
Kevin Klein	Strained Oblique	Nov. 30	Dec. 2 - Dec. 22	11
	Thumb	Jan. 16	Jan. 17	1
	Fractured Thumb	Feb. 2	Feb. 4	1
Chris Kreider	Hand	Jan. 2	Jan. 5 - Jan. 9	2
	Neck Spasms	Jan. 19	Jan. 22	1
Henrik Lundqvist	Neck Spasms	Mar. 3	Mar. 4 - Mar. 8	3
Ryan McDonagh	Concussion	Feb. 6	Feb. 8 - Feb. 14	4
	Jaw Contusion/Neck Spasms	Feb. 18	Feb. 21 - Feb. 23	2
		Upper-Body Injury	Apr. 4	Apr. 5 - Apr. 9
Dylan McIlrath	Knee	Mar. 6	Mar. 8 - Mar. 27	10
Rick Nash	Back	Nov. 5	Nov. 6 - Nov. 7	2
	Bone Bruise	Jan. 22	Jan. 24 - Mar. 8	20
Antti Raanta	Head	Dec. 17	Dec. 18 - Dec. 22	3
Marc Staal	Lower-Body Injury	Feb. 23	Feb. 23	1
	Flu	Mar. 3	Mar. 3	1
	Back Spasms	Mar. 6	Mar. 6 - Mar. 8	2
Viktor Stalberg	Head	Oct. 24	Oct. 25 - Oct. 30	2
	Lower-Body Injury	Apr. 7	Apr. 9	1
Derek Stepan	Broken Ribs	Nov. 27	Nov. 28 - Dec. 17	10
Mats Zuccarello	Lower-Body Injury	Apr. 7	Apr. 9	1
			TOTAL	95

OVERALL SCHEDULE AND RESULTS

GAME NO.	DATE	OPP.	SCORE	RANGERS RESULT	WINNING GOALIE	DECIDING GOAL	TEAM RECORD	POSITION IN DIV./CONF. STANDINGS	POSITION IN					(TOTAL)	
									SF	SA	PP	PK	GF	GA	
1	Oct. 7	@CHI	3-2	W	H. Lundqvist	D. Stepan	1-0-0	1st/2nd	27	34	0-0	1-1	3	2	
2	Oct. 9	@CBJ	4-2	W	H. Lundqvist	K. Hayes	2-0-0	1st/1st	25	33	0-2	4-5	7	4	
3	Oct. 10	CBJ	5-2	W	H. Lundqvist	D. Moore	3-0-0	1st/1st	29	39	1-2	4-5	12	6	
4	Oct. 13	WPG	1-4	L	M. Hutchinson	B. Little	3-1-0	1st/4th	41	29	0-5	3-5	13	10	
5	Oct. 15	@MTL	0-3	L	C. Price	T. Fleischmann	3-2-0	1st/5th	25	32	0-5	5-5	13	13	
6	Oct. 18	NJD	1-2*	OT	C. Schneider	L. Stempniak	3-2-1	2nd/4th	27	24	0-2	3-3	14	15	
7	Oct. 19	SJS	4-0	W	A. Raanta	M. Staal	4-2-1	1st/2nd	28	22	1-1	2-2	18	15	
8	Oct. 22	ARI	4-1	W	H. Lundqvist	K. Hayes	5-2-1	1st/2nd	27	35	1-3	3-3	22	16	
9	Oct. 24	@PHI	2-3*	OT	S. Mason	C. Giroux	5-2-2	2nd/3rd	39	48	1-3	2-2	24	19	
10	Oct. 25	CGY	4-1	W	A. Raanta	D. Girardi	6-2-2	1st/2nd	26	23	0-2	2-2	28	20	
11	Oct. 30	TOR	3-1	W	H. Lundqvist	M. Zuccarello	7-2-2	1st/2nd	26	25	0-3	0-0	31	21	
12	Nov. 3	WSH	5-2	W	H. Lundqvist	K. Klein	8-2-2	1st/2nd	22	34	0-1	2-2	36	23	
13	Nov. 6	@COL	2-1	W	H. Lundqvist	O. Lindberg	9-2-2	1st/2nd	33	30	1-2	4-5	38	24	
14	Nov. 7	@ARI	4-1	W	A. Raanta	J.T. Miller	10-2-2	1st/2nd	30	40	1-4	3-4	42	25	
15	Nov. 10	CAR	3-0	W	H. Lundqvist	J. Fast	11-2-2	1st/2nd	23	33	0-2	6-6	45	25	
16	Nov. 12	STL	6-3	W	H. Lundqvist	J.T. Miller	12-2-2	1st/2nd	22	34	1-2	2-3	51	28	
17	Nov. 14	@OTT	2-1+	W	H. Lundqvist	D. Boyle	13-2-2	1st/1st	34	23	1-2	2-3	53	29	
18	Nov. 15	TOR	4-3	W	A. Raanta	M. Zuccarello	14-2-2	1st/1st	30	26	0-2	3-3	57	32	
19	Nov. 19	@TBL	1-2	L	B. Bishop	V. Filppula	14-3-2	1st/1st	21	28	0-2	2-2	58	34	
20	Nov. 21	@FLA	5-4*	W	H. Lundqvist	R. Nash	15-3-2	1st/1st	31	43	1-2	4-6	63	38	
21	Nov. 23	NSH	3-0	W	H. Lundqvist	R. Nash	16-3-2	1st/1st	19	31	1-4	5-5	66	38	
22	Nov. 25	MTL	1-5	L	C. Price	D. Smith-Pelly	16-4-2	1st/2nd	34	25	1-5	3-4	67	43	
23	Nov. 27	@BOS	3-4	L	T. Rask	D. Krejci	16-5-2	1st/2nd	27	34	1-3	1-3	70	47	
24	Nov. 28	PHI	0-3	L	S. Mason	W. Simmonds	16-6-2	2nd/3rd	24	34	0-2	2-2	70	50	
25	Nov. 30	CAR	4-3	W	H. Lundqvist	D. Brassard	17-6-2	1st/2nd	22	36	2-4	3-3	74	53	
26	Dec. 2	@NYI	1-2+	OT	J. Halak	K. Okposo	17-6-3	1st/2nd	34	37	0-3	1-2	75	55	
27	Dec. 3	COL	1-2	L	S. Varlamov	M. Duchene	17-7-3	2nd/3rd	25	18	0-1	0-0	76	57	
28	Dec. 6	OTT	4-1	W	H. Lundqvist	D. Brassard	18-7-3	1st/2nd	31	24	2-2	2-2	80	58	
29	Dec. 9	@VAN	1-2	L	R. Miller	D. Sedin	18-8-3	2nd/3rd	33	25	0-5	5-6	81	60	
30	Dec. 11	@EDM	5-7	L	A. Nilsson	T. Hall	18-9-3	2nd/3rd	34	37	1-2	2-3	86	67	
31	Dec. 12	@CGY	4-5*	OT	J. Hiller	T.J. Brodie	18-9-4	2nd/3rd	29	27	1-5	3-3	90	72	
32	Dec. 15	EDM	4-2	W	H. Lundqvist	R. Nash	19-9-4	2nd/3rd	21	20	1-5	5-6	94	74	
33	Dec. 17	@MIN	2-5	L	D. Dubnyk	J. Pominville	19-10-4	2nd/3rd	23	35	0-2	1-3	96	79	
34	Dec. 18	@WPG	2-5	L	C. Hellebuyck	D. Byfuglien	19-11-4	2nd/3rd	28	36	1-2	3-3	98	84	
35	Dec. 20	WSH	3-7	L	B. Holtby	A. Ovechkin	19-12-4	2nd/4th	36	30	1-5	1-3	101	91	
36	Dec. 22	ANA	3-2*	W	H. Lundqvist	M. Zuccarello	20-12-4	2nd/2nd	22	19	1-5	4-4	104	93	
37	Dec. 28	@NSH	3-5	L	P. Rinne	R. Ellis	20-13-4	2nd/4th	29	35	0-1	0-2	107	98	
38	Dec. 30	@TBL	5-2	W	H. Lundqvist	D. Moore	21-13-4	2nd/3rd	26	22	0-3	3-5	112	100	
39	Jan. 2	@FLA	0-3	L	R. Luongo	L. Shaw	21-14-4	3rd/5th	40	20	0-5	3-4	112	103	
40	Jan. 5	DAL	6-2	W	H. Lundqvist	D. Brassard	22-14-4	3rd/4th	29	23	0-3	3-3	118	105	
41	Jan. 9	WSH	3-4*	OT	B. Holtby	A. Ovechkin	22-14-5	2nd/3rd	26	31	0-3	2-3	121	109	

*Denotes overtime W/L

+Denotes shootout W/L

OVERALL SCHEDULE AND RESULTS

GAME NO.	DATE	OPP.	SCORE	RANGERS RESULT	WINNING GOALIE	DECIDING GOAL	TEAM RECORD	POSITION IN DIV./CONF. STANDINGS	POSITION IN						(TOTAL)	
									SF	SA	PP	PK	GF	GA		
42	Jan. 11	BOS	2-1	W	H. Lundqvist	J. Fast	23-14-5	2nd/3rd	30	33	0-0	1-1	123	110		
43	Jan. 14	@NYI	1-3	L	J. Halak	N. Leddy	23-15-5	3rd/5th	35	32	0-3	1-2	124	113		
44	Jan. 16	@PHI	3-2+	W	H. Lundqvist	M. Zuccarello	24-15-5	2nd/3rd	31	36	1-4	2-3	127	115		
45	Jan. 17	@WSH	2-5	L	B. Holtby	J. Williams	24-16-5	3rd/5th	33	24	0-4	2-4	129	120		
46	Jan. 19	VAN	3-2*	W	H. Lundqvist	J.T. Miller	25-16-5	2nd/3rd	49	20	0-1	1-1	132	122		
47	Jan. 22	@CAR	4-1	W	H. Lundqvist	K. Yandle	26-16-5	2nd/3rd	32	31	0-1	1-1	136	123		
48	Jan. 24	@OTT	0-3	L	C. Anderson	B. Ryan	26-17-5	2nd/3rd	35	33	0-3	2-2	136	126		
49	Jan. 25	BUF	6-3	W	H. Lundqvist	J.T. Miller	27-17-5	2nd/3rd	33	26	1-4	1-1	142	129		
50	Feb. 2	@NJD	2-3	L	C. Schneider	D. Schlemko	27-18-5	2nd/3rd	33	25	0-4	0-2	144	132		
51	Feb. 4	MIN	4-2	W	H. Lundqvist	D. Brassard	28-18-5	2nd/3rd	30	18	0-3	2-3	148	134		
52	Feb. 6	@PHI	3-2+	W	H. Lundqvist	M. Zuccarello	29-18-5	2nd/3rd	28	28	0-2	3-4	151	136		
53	Feb. 8	NJD	2-1	W	H. Lundqvist	J.T. Miller	30-18-5	2nd/3rd	37	28	0-5	0-0	153	137		
54	Feb. 10	@PIT	3-0	W	H. Lundqvist	K. Hayes	31-18-5	2nd/3rd	22	34	0-1	2-2	156	137		
55	Feb. 12	LAK	4-5*	OT	P. Budaj	T. Pearson	31-18-6	2nd/3rd	28	34	1-1	1-2	160	142		
56	Feb. 14	PHI	3-1	W	H. Lundqvist	D. Stepan	32-18-6	2nd/2nd	30	22	1-4	4-5	163	143		
57	Feb. 17	CHI	3-5	L	C. Crawford	A. Panarin	32-19-6	2nd/3rd	34	20	2-2	1-4	166	148		
58	Feb. 18	@TOR	4-2	W	A. Raanta	D. Stepan	33-19-6	2nd/3rd	20	37	1-3	5-5	170	150		
59	Feb. 21	DET	1-0*	W	H. Lundqvist	K. Klein	34-19-6	2nd/3rd	30	22	0-4	4-4	171	150		
60	Feb. 23	@NJD	2-5	L	C. Schneider	L. Stempniak	34-20-6	2nd/3rd	19	36	0-0	2-3	173	155		
61	Feb. 25	@STL	2-1	W	H. Lundqvist	C. Kreider	35-20-6	2nd/3rd	23	36	0-2	2-3	175	156		
62	Feb. 27	@DAL	3-2	W	H. Lundqvist	K. Klein	36-20-6	2nd/3rd	29	38	1-3	0-0	178	158		
63	Feb. 29	CBJ	2-1	W	A. Raanta	D. Stepan	37-20-6	2nd/2nd	23	27	0-1	1-1	180	159		
64	Mar. 3	@PIT	1-4	L	M-A. Fleury	E. Malkin	37-21-6	2nd/3rd	28	26	0-2	2-3	181	163		
65	Mar. 4	@WSH	3-2	W	A. Raanta	D. Stepan	38-21-6	2nd/2nd	23	34	1-2	1-2	184	165		
66	Mar. 6	NYI	4-6	L	J. Halak	C. Clutterbuck	38-22-6	2nd/3rd	26	32	1-3	2-3	188	171		
67	Mar. 8	@BUF	4-2	W	A. Raanta	J. Fast	39-22-6	2nd/2nd	26	36	1-2	2-2	192	173		
68	Mar. 12	@DET	2-3*	OT	P. Mrazek	D. Helm	39-22-7	2nd/3rd	25	43	1-3	3-4	194	176		
69	Mar. 13	PIT	3-5	L	M-A. Fleury	M. Cullen	39-23-7	2nd/5th	27	33	1-4	2-3	197	181		
70	Mar. 16	@ANA	2-1	W	A. Raanta	K. Klein	40-23-7	2nd/2nd	23	23	0-3	0-0	199	182		
71	Mar. 17	@LAK	3-4*	OT	J. Quick	A. Kopitar	40-23-8	2nd/3rd	26	37	0-1	2-2	202	186		
72	Mar. 19	@SJS	1-4	L	M. Jones	J. Thornton	40-24-8	2nd/3rd	26	52	0-2	2-3	203	190		
73	Mar. 21	FLA	4-2	W	H. Lundqvist	R. Nash	41-24-8	2nd/2nd	32	27	1-2	0-1	207	192		
74	Mar. 23	BOS	5-2	W	H. Lundqvist	D. Brassard	42-24-8	2nd/2nd	24	41	2-6	2-2	212	194		
75	Mar. 26	@MTL	5-2	W	A. Raanta	C. Kreider	43-24-8	2nd/2nd	23	26	2-3	6-6	217	196		
76	Mar. 27	PIT	2-3*	OT	M-A. Fleury	S. Crosby	43-24-9	2nd/2nd	27	32	0-2	2-2	219	199		
77	Mar. 31	@CAR	3-4	L	C. Ward	V. Rask	43-25-9	3rd/3rd	27	28	1-3	1-2	222	203		
78	Apr. 2	BUF	3-4	L	C. Johnson	M. Moulson	43-26-9	3rd/5th	36	24	0-3	2-2	225	207		
79	Apr. 4	@CBJ	4-2	W	H. Lundqvist	M. Zuccarello	44-26-9	3rd/4th	30	29	0-1	4-4	229	209		
80	Apr. 5	TBL	3-2	W	H. Lundqvist	C. Kreider	45-26-9	3rd/4th	28	41	1-6	5-6	232	211		
81	Apr. 7	NYI	1-4	L	T. Greiss	C. Cizikas	45-27-9	4th/5th	37	23	0-4	2-3	233	215		
82	Apr. 9	DET	3-2	W	A. Raanta	O. Lindberg	46-27-9	3rd/4th	20	33	0-2	3-4	236	217		

*Denotes overtime W/L

+Denotes shootout W/L

HOME SCHEDULE AND RESULTS

GAME NO.	DATE	OPP.	SCORE	RANGERS RESULT	WINNING GOALIE	DECIDING GOAL	TEAM RECORD	POSITION IN DIV./CONF. STANDINGS	POSITION IN				(TOTAL)	
									SF	SA	PP	PK	GF	GA
1	Oct. 10	CBJ	5-2	W	H. Lundqvist	D. Moore	1-0-0	1st/1st	29	39	1-2	4-5	5	2
2	Oct. 13	WPG	1-4	L	M. Hutchinsonson	B. Little	1-1-0	1st/4th	41	29	0-5	3-5	6	6
3	Oct. 18	NJD	1-2*	OT	C. Schneider	L. Stempniak	1-1-1	2nd/4th	27	24	0-2	3-3	7	8
4	Oct. 19	SJS	4-0	W	A. Raanta	M. Staal	2-1-1	1st/2nd	28	22	1-1	2-2	11	8
5	Oct. 22	ARI	4-1	W	H. Lundqvist	K. Hayes	3-1-1	1st/2nd	27	35	1-3	3-3	15	9
6	Oct. 25	CGY	4-1	W	A. Raanta	D. Girardi	4-1-1	1st/2nd	26	23	0-2	2-2	19	10
7	Oct. 30	TOR	3-1	W	H. Lundqvist	M. Zuccarello	5-1-1	1st/2nd	26	25	0-3	0-0	22	11
8	Nov. 3	WSH	5-2	W	H. Lundqvist	K. Klein	6-1-1	1st/2nd	22	34	0-1	2-2	27	13
9	Nov. 10	CAR	3-0	W	H. Lundqvist	J. Fast	7-1-1	1st/2nd	23	33	0-2	6-6	30	13
10	Nov. 12	STL	6-3	W	H. Lundqvist	J.T. Miller	8-1-1	1st/2nd	22	34	1-2	2-3	36	16
11	Nov. 15	TOR	4-3	W	A. Raanta	M. Zuccarello	9-1-1	1st/1st	30	26	0-2	3-3	40	19
12	Nov. 23	NSH	3-0	W	H. Lundqvist	R. Nash	10-1-1	1st/1st	19	31	1-4	5-5	43	19
13	Nov. 25	MTL	1-5	L	C. Price	D. Smith-Pelly	10-2-1	1st/2nd	34	25	1-5	3-4	44	24
14	Nov. 28	PHI	0-3	L	S. Mason	W. Simmonds	10-3-1	2nd/3rd	24	34	0-2	2-2	44	27
15	Nov. 30	CAR	4-3	W	H. Lundqvist	D. Brassard	11-3-1	1st/2nd	22	36	2-4	3-3	48	30
16	Dec. 3	COL	1-2	L	S. Varlamov	M. Duchene	11-4-1	2nd/3rd	25	18	0-1	0-0	49	32
17	Dec. 6	OTT	4-1	W	H. Lundqvist	D. Brassard	12-4-1	1st/2nd	31	24	2-2	2-2	53	33
18	Dec. 15	EDM	4-2	W	H. Lundqvist	R. Nash	13-4-1	2nd/3rd	21	20	1-5	5-6	57	35
19	Dec. 20	WSH	3-7	L	B. Holtby	A. Ovechkin	13-5-1	2nd/4th	36	30	1-5	1-3	60	42
20	Dec. 22	ANA	3-2*	W	H. Lundqvist	M. Zuccarello	14-5-1	2nd/2nd	22	19	1-5	4-4	63	44
21	Jan. 5	DAL	6-2	W	H. Lundqvist	D. Brassard	15-5-1	3rd/4th	29	23	0-3	3-3	69	46
22	Jan. 9	WSH	3-4*	OT	B. Holtby	A. Ovechkin	15-5-2	2nd/3rd	26	31	0-3	2-3	72	50
23	Jan. 11	BOS	2-1	W	H. Lundqvist	J. Fast	16-5-2	2nd/3rd	30	33	0-0	1-1	74	51
24	Jan. 19	VAN	3-2*	W	H. Lundqvist	J.T. Miller	17-5-2	2nd/3rd	49	20	0-1	1-1	77	53
25	Jan. 25	BUF	6-3	W	H. Lundqvist	J.T. Miller	18-5-2	2nd/3rd	33	26	1-4	1-1	83	56
26	Feb. 4	MIN	4-2	W	H. Lundqvist	D. Brassard	19-5-2	2nd/3rd	30	18	0-3	2-3	87	58
27	Feb. 8	NJD	2-1	W	H. Lundqvist	J.T. Miller	20-5-2	2nd/3rd	37	28	0-5	0-0	89	59
28	Feb. 12	LAK	4-5*	OT	P. Budaj	T. Pearson	20-5-3	2nd/3rd	28	34	1-1	1-2	93	64
29	Feb. 14	PHI	3-1	W	H. Lundqvist	D. Stepan	21-5-3	2nd/2nd	30	22	1-4	4-5	96	65
30	Feb. 17	CHI	3-5	L	C. Crawford	A. Panarin	21-6-3	2nd/3rd	34	20	2-2	1-4	99	70
31	Feb. 21	DET	1-0*	W	H. Lundqvist	K. Klein	22-6-3	2nd/3rd	30	22	0-4	4-4	100	70
32	Feb. 29	CBJ	2-1	W	A. Raanta	D. Stepan	23-6-3	2nd/2nd	23	27	0-1	1-1	102	71
33	Mar. 6	NYI	4-6	L	J. Halak	C. Clutterbuck	23-7-3	2nd/3rd	26	32	1-3	2-3	106	77
34	Mar. 13	PIT	3-5	L	M-A. Fleury	M. Cullen	23-8-3	2nd/5th	27	33	1-4	2-3	109	82
35	Mar. 21	FLA	4-2	W	H. Lundqvist	R. Nash	24-8-3	2nd/2nd	32	27	1-2	0-1	113	84
36	Mar. 23	BOS	5-2	W	H. Lundqvist	D. Brassard	25-8-3	2nd/2nd	24	41	2-6	2-2	118	86
37	Mar. 27	PIT	2-3*	OT	M-A. Fleury	S. Crosby	25-8-4	2nd/2nd	27	32	0-2	2-2	120	89
38	Apr. 2	BUF	3-4	L	C. Johnson	M. Moulson	25-9-4	3rd/5th	36	24	0-3	2-2	123	93
39	Apr. 5	TBL	3-2	W	H. Lundqvist	C. Kreider	26-9-4	3rd/4th	28	41	1-6	5-6	126	95
40	Apr. 7	NYI	1-4	L	T. Greiss	C. Cizikas	26-10-4	4th/5th	37	23	0-4	2-3	127	99
41	Apr. 9	DET	3-2	W	A. Raanta	O. Lindberg	27-10-4	3rd/4th	20	33	0-2	3-4	130	101

*Denotes overtime W/L

•Denotes shootout W/L

ROAD SCHEDULE AND RESULTS

GAME NO.	DATE	OPP.	SCORE	RANGERS RESULT	WINNING GOALIE	DECIDING GOAL	TEAM RECORD	POSITION IN DIV./CONF. STANDINGS	(TOTAL)					
									SF	SA	PP	PK	GF	GA
1	Oct. 7	@CHI	3-2	W	H. Lundqvist	D. Stepan	1-0-0	1st/2nd	27	34	0-0	1-1	3	2
2	Oct. 9	@CBJ	4-2	W	H. Lundqvist	K. Hayes	2-0-0	1st/1st	25	33	0-2	4-5	7	4
3	Oct. 15	@MTL	0-3	L	C. Price	T. Fleischmann	2-1-0	1st/5th	25	32	0-5	5-5	7	7
4	Oct. 24	@PHI	2-3+	OT	S. Mason	C. Giroux	2-1-1	2nd/3rd	39	48	1-3	2-2	9	10
5	Nov. 6	@COL	2-1	W	H. Lundqvist	O. Lindberg	3-1-1	1st/2nd	33	30	1-2	4-5	11	11
6	Nov. 7	@ARI	4-1	W	A. Raanta	J.T. Miller	4-1-1	1st/2nd	30	40	1-4	3-4	15	12
7	Nov. 14	@OTT	2-1+	W	H. Lundqvist	D. Boyle	5-1-1	1st/1st	34	23	1-2	2-3	17	13
8	Nov. 19	@TBL	1-2	L	B. Bishop	V. Filppula	5-2-1	1st/1st	21	28	0-2	2-2	18	15
9	Nov. 21	@FLA	5-4*	W	H. Lundqvist	R. Nash	6-2-1	1st/1st	31	43	1-2	4-6	23	19
10	Nov. 27	@BOS	3-4	L	T. Rask	D. Krejci	6-3-1	1st/2nd	27	34	1-3	1-3	26	23
11	Dec. 2	@NYI	1-2+	OT	J. Halak	K. Okposo	6-3-2	1st/2nd	34	37	0-3	1-2	27	25
12	Dec. 9	@VAN	1-2	L	R. Miller	D. Sedin	6-4-2	2nd/3rd	33	25	0-5	5-6	28	27
13	Dec. 11	@EDM	5-7	L	A. Nilsson	T. Hall	6-5-2	2nd/3rd	34	37	1-2	2-3	33	34
14	Dec. 12	@CGY	4-5*	OT	J. Hiller	T.J. Brodie	6-5-3	2nd/3rd	29	27	1-5	3-3	37	39
15	Dec. 17	@MIN	2-5	L	D. Dubnyk	J. Pominville	6-6-3	2nd/3rd	23	35	0-2	1-3	39	44
16	Dec. 18	@WPG	2-5	L	C. Hellebuyck	D. Byfuglien	6-7-3	2nd/3rd	28	36	1-2	3-3	41	49
17	Dec. 28	@NSH	3-5	L	P. Rinne	R. Ellis	6-8-3	2nd/4th	29	35	0-1	0-2	44	54
18	Dec. 30	@TBL	5-2	W	H. Lundqvist	D. Moore	7-8-3	2nd/3rd	26	22	0-3	3-5	49	56
19	Jan. 2	@FLA	0-3	L	R. Luongo	L. Shaw	7-9-3	3rd/5th	40	20	0-5	3-4	49	59
20	Jan. 14	@NYI	1-3	L	J. Halak	N. Leddy	7-10-3	3rd/5th	35	32	0-3	1-2	50	62
21	Jan. 16	@PHI	3-2+	W	H. Lundqvist	M. Zuccarello	8-10-3	2nd/3rd	31	36	1-4	2-3	53	64
22	Jan. 17	@WSH	2-5	L	B. Holtby	J. Williams	8-11-3	3rd/5th	33	24	0-4	2-4	55	69
23	Jan. 22	@CAR	4-1	W	H. Lundqvist	K. Yandle	9-11-3	2nd/3rd	32	31	0-1	1-1	59	70
24	Jan. 24	@OTT	0-3	L	C. Anderson	B. Ryan	9-12-3	2nd/3rd	35	33	0-3	2-2	59	73
25	Feb. 2	@NJD	2-3	L	C. Schneider	D. Schlemko	9-13-3	2nd/3rd	33	25	0-4	0-2	61	76
26	Feb. 6	@PHI	3-2+	W	H. Lundqvist	M. Zuccarello	10-13-3	2nd/3rd	28	28	0-2	3-4	64	78
27	Feb. 10	@PIT	3-0	W	H. Lundqvist	K. Hayes	11-13-3	2nd/3rd	22	34	0-1	2-2	67	78
28	Feb. 18	@TOR	4-2	W	A. Raanta	D. Stepan	12-13-3	2nd/3rd	20	37	1-3	5-5	71	80
29	Feb. 23	@NJD	2-5	L	C. Schneider	L. Stempniak	12-14-3	2nd/3rd	19	36	0-0	2-3	73	85
30	Feb. 25	@STL	2-1	W	H. Lundqvist	C. Kreider	13-14-3	2nd/3rd	23	36	0-2	2-3	75	86
31	Feb. 27	@DAL	3-2	W	H. Lundqvist	K. Klein	14-14-3	2nd/3rd	29	38	1-3	0-0	78	88
32	Mar. 3	@PIT	1-4	L	M-A. Fleury	E. Malkin	14-15-3	2nd/3rd	28	26	0-2	2-3	79	92
33	Mar. 4	@WSH	3-2	W	A. Raanta	D. Stepan	15-15-3	2nd/2nd	23	34	1-2	1-2	82	94
34	Mar. 8	@BUF	4-2	W	A. Raanta	J. Fast	16-15-3	2nd/2nd	26	36	1-2	2-2	86	96
35	Mar. 12	@DET	2-3*	OT	P. Mrazek	D. Helm	16-15-4	2nd/3rd	25	43	1-3	3-4	88	99
36	Mar. 16	@ANA	2-1	W	A. Raanta	K. Klein	17-15-4	2nd/2nd	23	23	0-3	0-0	90	100
37	Mar. 17	@LAK	3-4*	OT	J. Quick	A. Kopitar	17-15-5	2nd/3rd	26	37	0-1	2-2	93	104
38	Mar. 19	@SJS	1-4	L	M. Jones	J. Thornton	17-16-5	2nd/3rd	26	52	0-2	2-3	94	108
39	Mar. 26	@MTL	5-2	W	A. Raanta	C. Kreider	18-16-5	2nd/2nd	23	26	2-3	6-6	99	110
40	Mar. 31	@CAR	3-4	L	C. Ward	V. Rask	18-17-5	3rd/3rd	27	28	1-3	1-2	102	114
41	Apr. 4	@CBJ	4-2	W	H. Lundqvist	M. Zuccarello	19-17-5	3rd/4th	30	29	0-1	4-4	106	116

*Denotes overtime W/L

•Denotes shootout W/L

GAME-BY-GAME POWER PLAY TOTALS

GAME	DATE	OPPONENT	PPG	ADV	SEASON TOTALS			
					PPG	ADV	PP%	SHGA
1	Oct. 7	at CHI	0	0	0	0	0.0%	0
2	Oct. 9	at CBJ	0	2	0	2	0.0%	0
3	Oct. 10	CBJ	1	2	1	4	25.0%	0
4	Oct. 13	WPG	0	5	1	9	11.1%	1
5	Oct. 15	at MTL	0	5	1	14	7.1%	1
6	Oct. 18	NJD	0	2	1	16	6.3%	1
7	Oct. 19	SJS	1	1	2	17	11.8%	1
8	Oct. 22	ARI	1	3	3	20	15.0%	1
9	Oct. 24	at PHI	1	3	4	23	17.4%	1
10	Oct. 25	CGY	0	2	4	25	16.0%	1
11	Oct. 30	TOR	0	3	4	28	14.3%	1
12	Nov. 3	WSH	0	1	4	29	13.8%	1
13	Nov. 6	at COL	1	2	5	31	16.1%	1
14	Nov. 7	at ARI	1	4	6	35	17.1%	1
15	Nov. 10	CAR	0	2	6	37	16.2%	1
16	Nov. 12	STL	1	2	7	39	17.9%	1
17	Nov. 14	at OTT	1	2	8	41	19.5%	1
18	Nov. 15	TOR	0	2	8	43	18.6%	1
19	Nov. 19	at TBL	0	2	8	45	17.8%	2
20	Nov. 21	at FLA	1	2	9	47	19.1%	2
21	Nov. 23	NSH	1	4	10	51	19.6%	2
22	Nov. 25	MTL	1	5	11	56	19.6%	2
23	Nov. 27	at BOS	1	3	12	59	20.3%	2
24	Nov. 28	PHI	0	2	12	61	19.7%	2
25	Nov. 30	CAR	2	4	14	65	21.5%	2
26	Dec. 2	at NYI	0	3	14	68	20.6%	2
27	Dec. 3	COL	0	1	14	69	20.3%	2
28	Dec. 6	OTT	2	2	16	71	22.5%	2
29	Dec. 9	at VAN	0	5	16	76	21.1%	2
30	Dec. 11	at EDM	1	2	17	78	21.8%	2
31	Dec. 12	at CGY	1	5	18	83	21.7%	2
32	Dec. 15	EDM	1	5	19	88	21.6%	2
33	Dec. 17	at MIN	0	2	19	90	21.1%	2
34	Dec. 18	at WPG	1	2	20	92	21.7%	2
35	Dec. 20	WSH	1	5	21	97	21.6%	3
36	Dec. 22	ANA	1	5	22	102	21.6%	3
37	Dec. 28	at NSH	0	1	22	103	21.4%	3
38	Dec. 30	at TBL	0	3	22	106	20.8%	3
39	Jan. 2	at FLA	0	5	22	111	19.8%	3
40	Jan. 5	DAL	0	3	22	114	19.3%	3
41	Jan. 9	WSH	0	3	22	117	18.8%	3
42	Jan. 11	BOS	0	0	22	117	18.8%	3
43	Jan. 14	at NYI	0	3	22	120	18.3%	3
44	Jan. 16	at PHI	1	4	23	124	18.5%	3
45	Jan. 17	at WSH	0	4	23	128	18.0%	3
46	Jan. 19	VAN	0	1	23	129	17.8%	3
47	Jan. 22	at CAR	0	1	23	130	17.7%	3
48	Jan. 24	at OTT	0	3	23	133	17.3%	4
49	Jan. 25	BUF	1	4	24	137	17.5%	4
50	Feb. 2	at NJD	0	4	24	141	17.0%	4
51	Feb. 4	MIN	0	3	24	144	16.7%	4
52	Feb. 6	at PHI	0	2	24	146	16.4%	4
53	Feb. 8	NJD	0	5	24	151	15.9%	5
54	Feb. 10	at PIT	0	1	24	152	15.8%	5
55	Feb. 12	LAK	1	1	25	153	16.3%	5
56	Feb. 14	PHI	1	4	26	157	16.6%	5
57	Feb. 17	CHI	2	2	28	159	17.6%	5
58	Feb. 18	at TOR	1	3	29	162	17.9%	5
59	Feb. 21	DET	0	4	29	166	17.5%	5
60	Feb. 23	at NJD	0	0	29	166	17.5%	5
61	Feb. 25	at STL	0	2	29	168	17.3%	5
62	Feb. 27	at DAL	1	3	30	171	17.5%	5
63	Feb. 29	CBJ	0	1	30	172	17.4%	5
64	Mar. 3	at PIT	0	2	30	174	17.2%	5
65	Mar. 4	at WSH	1	2	31	176	17.6%	5
66	Mar. 6	NYI	1	3	32	179	17.9%	5
67	Mar. 8	at BUF	1	2	33	181	18.2%	5
68	Mar. 12	at DET	1	3	34	184	18.5%	5
69	Mar. 13	PIT	1	4	35	188	18.6%	5
70	Mar. 16	at ANA	0	3	35	191	18.3%	5
71	Mar. 17	at LAK	0	1	35	192	18.2%	5
72	Mar. 19	at SJS	0	2	35	194	18.0%	5
73	Mar. 21	FLA	1	2	36	196	18.4%	5
74	Mar. 23	BOS	2	6	38	202	18.8%	5
75	Mar. 26	at MTL	2	3	40	205	19.5%	5
76	Mar. 27	PIT	0	2	40	207	19.3%	5
77	Mar. 31	at CAR	1	3	41	210	19.5%	5
78	Apr. 2	BUF	0	3	41	213	19.2%	5
79	Apr. 4	at CBJ	0	1	41	214	19.2%	5
80	Apr. 5	TBL	1	6	42	220	19.1%	5
81	Apr. 7	NYI	0	4	42	224	18.8%	5
82	Apr. 9	DET	0	2	42	226	18.6%	5
SEASON TOTALS			-	-	42	226	18.6%	5

GAME-BY-GAME PENALTY KILLING TOTALS

GAME	DATE	OPPONENT	PPGA	TSH	SEASON TOTALS			
					PPGA	TSH	PK%	SHG
1	Oct. 7	at CHI	0	1	0	1	100.0%	0
2	Oct. 9	at CBJ	1	5	1	6	83.3%	0
3	Oct. 10	CBJ	1	5	2	11	81.8%	0
4	Oct. 13	WPG	2	5	4	16	75.0%	0
5	Oct. 15	at MTL	0	5	4	21	81.0%	0
6	Oct. 18	NJD	0	3	4	24	83.3%	0
7	Oct. 19	SJS	0	2	4	26	84.6%	0
8	Oct. 22	ARI	0	3	4	29	86.2%	0
9	Oct. 24	at PHI	0	2	4	31	87.1%	0
10	Oct. 25	CGY	0	2	4	33	87.9%	0
11	Oct. 30	TOR	0	0	4	33	87.9%	0
12	Nov. 3	WSH	0	2	4	35	88.6%	0
13	Nov. 6	at COL	1	5	5	40	87.5%	0
14	Nov. 7	at ARI	1	4	6	44	86.4%	0
15	Nov. 10	CAR	0	6	6	50	88.0%	0
16	Nov. 12	STL	1	3	7	53	86.8%	0
17	Nov. 14	at OTT	1	3	8	56	85.7%	0
18	Nov. 15	TOR	0	3	8	59	86.4%	0
19	Nov. 19	at TBL	0	2	8	61	86.9%	0
20	Nov. 21	at FLA	2	6	10	67	85.1%	0
21	Nov. 23	NSH	0	5	10	72	86.1%	0
22	Nov. 25	MTL	1	4	11	76	85.5%	0
23	Nov. 27	at BOS	2	3	13	79	83.5%	0
24	Nov. 28	PHI	0	2	13	81	84.0%	0
25	Nov. 30	CAR	0	3	13	84	84.5%	0
26	Dec. 2	at NYI	1	2	14	86	83.7%	0
27	Dec. 3	COL	0	0	14	86	83.7%	0
28	Dec. 6	OTT	0	2	14	88	84.1%	0
29	Dec. 9	at VAN	1	6	15	94	84.0%	0
30	Dec. 11	at EDM	1	3	16	97	83.5%	0
31	Dec. 12	at CGY	0	3	16	100	84.0%	0
32	Dec. 15	EDM	1	6	17	106	84.0%	0
33	Dec. 17	at MIN	2	3	19	109	82.6%	0
34	Dec. 18	at WPG	0	3	19	112	83.0%	0
35	Dec. 20	WSH	2	3	21	115	81.7%	0
36	Dec. 22	ANA	0	4	21	119	82.4%	0
37	Dec. 28	at NSH	2	2	23	121	81.0%	0
38	Dec. 30	at TBL	2	5	25	126	80.2%	0
39	Jan. 2	at FLA	1	4	26	130	80.0%	0
40	Jan. 5	DAL	0	3	26	133	80.5%	1
41	Jan. 9	WSH	1	3	27	136	80.1%	1
42	Jan. 11	BOS	0	1	27	137	80.3%	1
43	Jan. 14	at NYI	1	2	28	139	79.9%	1
44	Jan. 16	at PHI	1	3	29	142	79.6%	1
45	Jan. 17	at WSH	2	4	31	146	78.8%	1
46	Jan. 19	VAN	0	1	31	147	78.9%	1
47	Jan. 22	at CAR	0	1	31	148	79.1%	1
48	Jan. 24	at OTT	0	2	31	150	79.3%	1
49	Jan. 25	BUF	0	1	31	151	79.5%	1
50	Feb. 2	at NJD	2	2	33	153	78.4%	1
51	Feb. 4	MIN	1	3	34	156	78.2%	1
52	Feb. 6	at PHI	1	4	35	160	78.1%	1
53	Feb. 8	NJD	0	0	35	160	78.1%	1
54	Feb. 10	at PIT	0	2	35	162	78.4%	1
55	Feb. 12	LAK	1	2	36	164	78.0%	1
56	Feb. 14	PHI	1	5	37	169	78.1%	1
57	Feb. 17	CHI	3	4	40	173	76.9%	1
58	Feb. 18	at TOR	0	5	40	178	77.5%	1
59	Feb. 21	DET	0	4	40	182	78.0%	1
60	Feb. 23	at NJD	1	3	41	185	77.8%	1
61	Feb. 25	at STL	1	3	42	188	77.7%	1
62	Feb. 27	at DAL	0	0	42	188	77.7%	1
63	Feb. 29	CBJ	0	1	42	189	77.8%	2
64	Mar. 3	at PIT	1	3	43	192	77.6%	2
65	Mar. 4	at WSH	1	2	44	194	77.3%	2
66	Mar. 6	NYI	1	3	45	197	77.2%	2
67	Mar. 8	at BUF	0	2	45	199	77.4%	2
68	Mar. 12	at DET	1	4	46	203	77.3%	2
69	Mar. 13	PIT	1	3	47	206	77.2%	2
70	Mar. 16	at ANA	0	0	47	206	77.2%	2
71	Mar. 17	at LAK	0	2	47	208	77.4%	2
72	Mar. 19	at SJS	1	3	48	211	77.3%	2
73	Mar. 21	FLA	1	1	49	212	76.9%	2
74	Mar. 23	BOS	0	2	49	214	77.1%	2
75	Mar. 26	at MTL	0	6	49	220	77.7%	2
76	Mar. 27	PIT	0	2	49	222	77.9%	2
77	Mar. 31	at CAR	1	2	50	224	77.7%	2
78	Apr. 2	BUF	0	2	50	226	77.9%	2
79	Apr. 4	at CBJ	0	4	50	230	78.3%	3
80	Apr. 5	TBL	1	6	51	236	78.4%	3
81	Apr. 7	NYI	1	3	52	239	78.2%	3
82	Apr. 9	DET	1	4	53	243	78.2%	3
SEASON TOTALS			-	-	53	243	78.2%	3

GAME-BY-GAME HOME ATTENDANCE

NO	DATE	VS.	ATTENDANCE	SEASON	SELLOUT	AVG.
1	Oct. 10	CBJ	18,006	18,006	1	18,006
2	Oct. 13	WPG	18,006	36,012	2	18,006
3	Oct. 18	NJD	18,006	54,018	3	18,006
4	Oct. 19	SJS	18,006	72,024	4	18,006
5	Oct. 22	ARI	18,006	90,030	5	18,006
6	Oct. 25	CGY	18,006	108,036	6	18,006
7	Oct. 30	TOR	18,006	126,042	7	18,006
8	Nov. 3	WSH	18,006	144,048	8	18,006
9	Nov. 10	CAR	18,006	162,054	9	18,006
10	Nov. 12	STL	18,006	180,060	10	18,006
11	Nov. 15	TOR	18,006	198,066	11	18,006
12	Nov. 23	NSH	18,006	216,072	12	18,006
13	Nov. 25	MTL	18,006	234,078	13	18,006
14	Nov. 28	PHI	18,006	252,084	14	18,006
15	Nov. 30	CAR	18,006	270,090	15	18,006
16	Dec. 3	COL	18,006	288,096	16	18,006
17	Dec. 6	OTT	18,006	306,102	17	18,006
18	Dec. 15	EDM	18,006	324,108	18	18,006
19	Dec. 20	WSH	18,006	342,114	19	18,006
20	Dec. 22	ANA	18,006	360,120	20	18,006
21	Jan. 5	DAL	18,006	378,126	21	18,006
22	Jan. 9	WSH	18,006	396,132	22	18,006
23	Jan. 11	BOS	18,006	414,138	23	18,006
24	Jan. 19	VAN	18,006	432,144	24	18,006
25	Jan. 25	BUF	18,006	450,150	25	18,006
26	Feb. 4	MIN	18,006	468,156	26	18,006
27	Feb. 8	NJD	18,006	486,162	27	18,006
28	Feb. 12	LAK	18,006	504,168	28	18,006
29	Feb. 14	PHI	18,006	522,174	29	18,006
30	Feb. 17	CHI	18,006	540,180	30	18,006
31	Feb. 21	DET	18,006	558,186	31	18,006
32	Feb. 29	CBJ	18,006	576,192	32	18,006
33	Mar. 6	NYI	18,006	594,198	33	18,006
34	Mar. 13	PIT	18,006	612,204	34	18,006
35	Mar. 21	FLA	18,006	630,210	35	18,006
36	Mar. 23	BOS	18,006	648,216	36	18,006
37	Mar. 27	PIT	18,006	666,222	37	18,006
38	Apr. 2	BUF	18,006	684,228	38	18,006
39	Apr. 5	TBL	18,006	702,234	39	18,006
40	Apr. 7	NYI	18,006	720,240	40	18,006
41	Apr. 9	DET	18,006	738,246	41	18,006

SCORING OF RANGERS PROSPECTS

MINOR PROFESSIONAL

POS	NAME	HT.	WT.	DRAFT	BIRTHPLACE	BORN	2015-16 TEAM/LEAGUE	GP	G	A	PTS	+/-	PIM
D	Troy Donnay	6-7	203	Undrafted	Fenton, MI	2/18/94	Greenville/ECHL	61	2	9	11	3	48

CANADIAN JUNIOR

POS	NAME	HT.	WT.	DRAFT	BIRTHPLACE	BORN	2015-16 TEAM/LEAGUE	GP	G	A	PTS	+/-	PIM
RW	Daniel Bernhardt	6-3	194	4th/2015	Stockholm, SWE	4/11/96	Djurgardens/SHL	10	1	0	1	-1	0
							Djurgardens/SuperElit	2	1	0	1	-4	2
							Almtuna/Allsvenskan	13	1	3	4	1	4
							London/OHL	29	3	8	11	5	0
							London/OHL Playoffs	14	2	1	3	4	0
							London/M-Cup	4	1	0	1	E	0
D	Sean Day	6-2	231	3rd/2016	Leuven, BEL	1/9/98	Mississauga/OHL	57	6	16	22	-13	27
							Mississauga/OHL Playoffs	7	1	2	3	-4	4
C	Gabriel Fontaine	6-1	191	6th/2016	Sherbrooke, QC	4/30/97	Rouyn-Noranda/QMJHL	63	20	25	45	29	43
							Rouyn-Noranda/QMJHL Playoffs	20	5	11	16	19	24
							Rouyn-Noranda/M-Cup	5	1	1	2	-1	8
LW	Tim Gettinger	6-6	217	5th/2016	Cleveland, OH	4/14/98	Sault Ste. Marie/OHL	60	17	22	39	-4	32
							Sault Ste. Marie/OHL Playoffs	12	1	3	4	-8	0
LW	Ryan Gropp	6-2	190	2nd/2015	Kamloops, BC	9/16/96	Seattle/WHL	66	34	36	70	10	40
							Seattle/WHL Playoffs	11	6	3	9	-1	4
C	Brad Morrison	6-0	171	4th/2015	Prince George, BC	1/4/97	Prince George/WHL	72	28	34	62	-7	35
							Prince George/WHL Playoffs	4	0	3	3	-2	2
RW	Ty Ronning	5-9	167	7th/2016	Burnaby, BC	10/20/97	Vancouver/WHL	67	31	28	59	-7	18
D	Sergey Zborovskiy	6-4	197	3rd/2015	Moscow, RUS	2/21/97	Regina/WHL	64	8	17	25	15	61
							Regina/WHL Playoffs	12	0	5	5	6	2
GOALTENDER	HT.	WT.	DRAFT	BIRTHPLACE	BORN	2015-16 TEAM/LEAGUE	GP	W	L	T/OT	GAA	SV%	
	Brandon Halverson	6-4	212	2nd/2014	Traverse City, MI	3/29/96	Sault Ste. Marie/OHL	43	20	17	4	3.00	.907
							Sault Ste. Marie/OHL Playoffs	12	5	7	-	3.23	.905
							United States/WJC	2	1	0	0	0.65	.973

COLLEGIATE

POS	NAME	HT.	WT.	DRAFT	BIRTHPLACE	BORN	2015-16 TEAM/LEAGUE	GP	G	A	PTS	+/-	PIM
RW	Adam Chapie	6-1	186	Undrafted	Oxford, MI	7/6/91	UMass-Lowell/Hockey East	39	16	19	35	11	57
C	Steven Fogarty	6-3	206	3rd/2011	Chambersburg, PA	4/19/93	Notre Dame/Hockey East	37	10	13	23	7	26
							Hartford/AHL	3	0	1	1	E	0
D	Tyler Nanne	5-10	192	5th/2014	Edina, MN	3/17/96	Ohio State/Big Ten	Did not play due to injury					
C	Cristoval Nieves	6-3	219	2nd/2012	Syracuse, NY	1/23/94	Michigan/Big Ten	35	10	21	31	9	18
							Hartford/AHL	8	2	3	5	2	0

EUROPEAN

POS	NAME	HT.	WT.	DRAFT	BIRTHPLACE	BORN	2015-16 TEAM/LEAGUE	GP	G	A	PTS	+/-	PIM
LW	Pavel Buchnevich	6-2	193	3rd/2013	Cherepovets, RUS	4/17/95	Severstal/KHL	40	12	17	29	-6	20
							SKA-St. Petersburg/KHL	18	4	4	8	E	4
							SKA-St. Petersburg/KHL Playoffs	14	1	2	3	E	29
RW	Robin Kovacs	6-0	186	3rd/2015	Stockholm, SWE	11/16/96	Rögle/SHL	4	0	1	1	-7	0
							AIK/Allsvenskan	44	21	13	34	2	54
							AIK/Allsvenskan Playoffs	5	1	2	3	2	2
D	Tarmo Reunanen	6-0	178	4th/2016	Aanekoski, FIN	3/1/98	TPS U20/Jr. A Liiga	11	2	4	6	4	14
							TPS U20/Jr. A Liiga Playoffs	2	0	0	0	E	2
							TPS U18/Jr. B Sarja Playoffs	3	0	3	3	E	2
RW	Malte Stromwall	6-0	191	Undrafted	Lulea, SWE	8/24/94	AIK/Allsvenskan	49	25	17	42	2	26
							AIK/Allsvenskan Playoffs	5	0	0	0	E	0
GOALTENDER	HT.	WT.	DRAFT	BIRTHPLACE	BORN	2015-16 TEAM/LEAGUE	GP	W	L	T/OT	GAA	SV%	
	Igor Shesterkin	6-1	187	4th/2014	Moscow, RUS	12/30/95	SKA-St. Petersburg/KHL	7	5	2	0	2.58	.912
							SKA-Neva/VHL	25	16	6	3	1.19	.954
							SKA-1946/MHL	2	1	1	0	1.51	.946

UNITED STATES HOCKEY LEAGUE

GOALTENDER	HT.	WT.	DRAFT	BIRTHPLACE	BORN	2015-16 TEAM/LEAGUE	GP	W	L	T/OT	GAA	SV%
Adam Huska	6-4	199	7th/2015	Zvolen, SVK	5/12/97	Green Bay/USHL	37	26	9	2	1.82	.931
						Green Bay/USHL Playoffs	4	1	3	-	2.65	.902
						Slovakia/WJC	5	1	4	0	3.90	.899

GREATER ONTARIO JUNIOR HOCKEY LEAGUE

GOALTENDER	HT.	WT.	DRAFT	BIRTHPLACE	BORN	2015-16 TEAM/LEAGUE	GP	W	L	T/OT	GAA	SV%
Tyler Wall	6-3	206	6th/2016	Leamington, ON	1/14/98	Leamington/GOJHL	31	27	2	1	1.49	.940
						Leamington/GOJHL Playoffs	12	7	5	-	2.58	.898



EIGH

O'ER THE LAND OF THE FRE

GEICO DISCO



TEEN 76

EE AND THE HOME OF THE BRAVE



RANGERS VS NHL



Mark Messier registered 12 points (six goals, six assists) in 12 games against the Ducks as a member of the Rangers, including two goals in the Blueshirts' first game in Anaheim on January 28, 1994.

ANAHEIM DUCKS

2016-17 REGULAR SEASON SCHEDULE

DATE	SITE	TIME (ET)	TV
Feb. 7	MSG	7:00 p.m.	MSG
Mar. 26	Anaheim	9:00 p.m.	MSG

ALL-TIME RECORD

Overall	.14-15-1-1 (30 pts)
Home Record	8-7-1-0 (17 pts)
Road Record	6-8-0-1 (13 pts)
Goals For	85
Goals Against	90
Shutouts	1, 10/11/2009 (3-0; Valiquette)

LONGEST RANGER STREAKS

Winning	4, 1/7/2015 – present
Unbeaten/Point	4, 1/7/2015 – present (4-0-0)
Losing	3 (3x), last – 10/16/2000 – 11/25/2001

GAME HIGHS

Goals For	7, 3/22/2015 (7-2)
Goals Against	7, 11/3/1995 (4-7)

FIRST TIME

First Game	10/19/1993 at MSG (2-4)
First Game at Anaheim	1/28/1994 (2-3)
First Ranger Win	12/4/1995 at MSG (5-1)

LAST TIME

Last Ranger Win at MSG	12/22/2015 (3-2, OT)
Last Ranger Win at Anaheim	3/16/2016 (2-1)
Last Duck Win at MSG	11/4/2013 (2-1)
Last Duck Win at Anaheim	10/10/2013 (6-0)

PLAYOFFS

N/A

LAST RANGER TRADE WITH ANAHEIM

June 27, 2015 – Rangers acquired Emerson Etem and a second round pick in the 2015 NHL Entry Draft (Ryan Gropp) in exchange for Carl Hagelin, a second round pick in the 2015 NHL Entry Draft (Julius Nattinen), and a sixth round pick in the 2015 NHL Entry Draft (Garrett Metcalf).

2015-16 RANGERS VS. DUCKS

OVERALL RECORD: 2-0-0	AT NEW YORK: 1-0-0				AT ANAHEIM: 1-0-0		
	GP	W	L	OT	GF	GA	PTS
Rangers	2	2	0	0	5	3	4
Ducks	2	0	1	1	3	5	1

DATE	RESULT/SITE	GOALTENDERS
Dec. 22	Rangers 3, Ducks 2 (OT) at MSG	Lundqvist, Gibson
Mar. 16	Rangers 2, Ducks 1 at Anaheim	Raanta, Gibson



Alain Vigneault earned his 500th career win as an NHL head coach on February 14, 2015 against Arizona. He became the first head coach to accomplish the feat with the Rangers.

ARIZONA COYOTES



2016-17 REGULAR SEASON SCHEDULE			
DATE	SITE	TIME (ET)	TV
Oct. 23	MSG	7:00 p.m.	MSG
Dec. 29	Arizona	9:00 p.m.	MSG

ALL-TIME RECORD*	
Overall	43-25-6-0 (92 pts)
Home Record	25-10-2-0 (52 pts)
Road Record	18-15-4-0 (40 pts)
Goals For	279
Goals Against	242
Shutouts	2, last - 2/26/1999 (3-0; Richter)

LONGEST RANGER STREAKS	
Winning Streak	5 (2x), last - 3/24/2014 - present
Unbeaten/Point Streak	5 (3x), last - 3/24/2014 - present (5-0-0)
Losing Streak	3 (2x), last - 11/12/2000 - 12/31/2001

GAME HIGHS	
Goals For	9, 2/20/1983 (9-4)
Goals Against	12, 2/25/1985 (5-12)

2015-16 RANGERS VS. COYOTES

	OVERALL RECORD: 2-0-0						
	GP	W	L	OT	GF	GA	PTS
Rangers	2	2	0	0	8	2	4
Coyotes	2	0	2	0	2	8	0

DATE	RESULT/SITE	GOALTENDERS	
		Rangers	Coyotes
Oct. 22	Rangers 4, Coyotes 1 at MSG	Lundqvist, Smith	Raanta, Smith/Lindback
Nov. 7	Rangers 4, Coyotes 1 at Arizona		

FIRST TIME*	
First Game	11/21/1979 at MSG (4-6)
First Game at Winnipeg	1/12/1980 (3-0)
First Ranger Win	1/12/1980 at Winnipeg (3-0)

LAST TIME	
Last Ranger Win at MSG	10/22/2015 (4-1)
Last Ranger Win at Arizona	11/7/2015 (4-1)
Last Coyote Win at MSG	12/16/2007 (5-1)
Last Coyote Win at Arizona	10/3/2013 (4-1)

PLAYOFFS	
N/A	

LAST RANGER TRADE WITH ARIZONA
March 1, 2015 - Rangers acquired Keith Yandle, Chris Summers, and a fourth round pick in the 2016 NHL Entry Draft (Tarmo Reunanen) in exchange for John Moore, Anthony Duclair, a second round pick in the 2015 NHL Entry Draft (later traded), and a first round pick in the 2016 NHL Entry Draft (later traded).

* Includes games against the Winnipeg Jets from 1979-80 - 1995-96 and the Phoenix Coyotes from 1996-97 - 2013-14



Jean Ratelle and Phil Esposito are the only players in NHL history who registered at least 400 career points with both the Rangers and Bruins.



BOSTON BRUINS

2016-17 REGULAR SEASON SCHEDULE

DATE	SITE	TIME (ET)	TV
Oct. 26	MSG	8:00 p.m.	NBCSN
Nov. 5	Boston	7:00 p.m.	MSG
Mar. 2	Boston	7:00 p.m.	MSG

ALL-TIME RECORD

Overall	252-289-97-2 (603 pts)
Home Record	146-121-55-0 (347 pts)
Road Record	106-168-42-2 (256 pts)
Goals For	1,860
Goals Against	2,012
Shutouts	41, last - 2/14/2012 (3-0; Lundqvist)

LONGEST RANGER STREAKS

Winning Streak	8, 11/20/2005 - 3/24/2007
Unbeaten/Point Streak	12, 1/1/1962 - 12/8/1962 (10-0-2)
Losing Streak	7 (4x), last - 11/15/1973 - 3/11/1975

GAME HIGHS

Goals For	9 (4x), last - 2/23/1969 (9-0)
Goals Against	14, 1/21/1945 (3-14)

2015-16 RANGERS VS. BRUINS

OVERALL RECORD: 2-1-0	AT NEW YORK: 2-0-0				AT BOSTON: 0-1-0		
	GP	W	L	OT	GF	GA	PTS
Rangers	3	2	1	0	10	7	4
Bruins	3	1	2	0	7	10	2

DATE	RESULT/SITE	GOALTENDERS
Nov. 27	Rangers 3, Bruins 4 at Boston	Lundqvist, Rask
Jan. 11	Rangers 2, Bruins 1 at MSG	Lundqvist, Rask
Mar. 23	Rangers 5, Bruins 2 at MSG	Lundqvist, Rask/Gustavsson

FIRST TIME

First Game	12/7/1926 at Boston (1-0)
First Game at MSG	12/12/1926 (2-1)
First Ranger Win	12/7/1926 at Boston (1-0)

LAST TIME

Last Ranger Win at MSG	3/23/2016 (5-2)
Last Ranger Win at Boston	2/12/2013 (4-3, SO)
Last Bruin Win at MSG	3/2/2014 (6-3)
Last Bruin Win at Boston	11/27/2015 (4-3)

PLAYOFFS

Series	10 (3-7)
Overall	19-26-2
Goals For	114
Goals Against	130
Last Meeting	2013, Conference Semifinals (L, 1-4)

LAST RANGER TRADE WITH BOSTON

February 27, 2007 - Rangers acquired Paul Mara in exchange for Aaron Ward.



The Rangers earned their 2,500th win in franchise history on December 10, 2011 against Buffalo.

BUFFALO SABRES



2016-17 REGULAR SEASON SCHEDULE

DATE	SITE	TIME (ET)	TV
Dec. 1	Buffalo	7:00 p.m.	MSG
Jan. 3	MSG	7:00 p.m.	MSG
Feb. 2	Buffalo	7:30 p.m.	MSG

ALL-TIME RECORD

Overall	70-74-25-5 (170 pts)
Home Record	39-29-15-3 (96 pts)
Road Record	31-45-10-2 (74 pts)
Goals For	.541
Goals Against	.556
Shutouts	10, last - 3/14/2015 (2-0; Skapski)

LONGEST RANGER STREAKS

Winning Streak	9, 4/19/2013 - 3/8/2016
Unbeaten/Point Streak	12, 10/14/1970 - 3/2/1972 (10-0-2)
Losing Streak	7, 1/10/1988 - 11/22/1989

GAME HIGHS

Goals For	9, 12/27/1974 (9-5)
Goals Against	11, 12/31/1992 (6-11)

FIRST TIME

First Game	10/14/1970 at MSG (3-0)
First Game at Buffalo	11/26/1970 (2-2)
First Ranger Win	10/14/1970 at MSG (3-0)

LAST TIME

Last Ranger Win at MSG	1/25/2016 (6-3)
Last Ranger Win at Buffalo	3/8/2016 (4-2)
Last Sabre Win at MSG	4/2/2016 (4-3)
Last Sabre Win at Buffalo	3/12/2013 (3-1)

PLAYOFFS

Series	2 (0-2)
Overall	3-6-0
Goals For	19
Goals Against	28
Last Meeting	2007, Conference Semifinals (L, 2-4)

LAST RANGER TRADE WITH BUFFALO

September 29, 1997 - Rangers acquired Pat LaFontaine in exchange for a second round pick in the 1998 NHL Entry Draft (Andrew Peters) and future considerations.

2015-16 RANGERS VS. SABRES

OVERALL RECORD: 2-1-0	AT NEW YORK: 1-1-0				AT BUFFALO: 1-0-0		
	GP	W	L	OT	GF	GA	PTS
Rangers	3	2	1	0	13	9	4
Sabres	3	1	2	0	9	13	2

DATE	RESULT/SITE	GOALTENDERS
Jan. 25	Rangers 6, Sabres 3 at MSG	Lundqvist, Johnson
Mar. 8	Rangers 4, Sabres 2 at Buffalo	Raanta, Lehner/Johnson
Apr. 2	Rangers 3, Sabres 4 at MSG	Lundqvist/Raanta, Johnson



Prior to moving to Calgary, the last game the Flames franchise played in Atlanta was Game 4 of the Preliminary Round against the Rangers in 1980. The Blueshirts won the game, 5-2, to defeat the Flames, three games to one. John Davidson made 30 saves in the contest.



CALGARY FLAMES

2016-17 REGULAR SEASON SCHEDULE

DATE	SITE	TIME (ET)	TV
Nov. 12	Calgary	10:00 p.m.	MSG+
Feb. 5	MSG	2:00 p.m.	MSG

ALL-TIME RECORD*

Overall	43-54-15-1 (102 pts)
Home Record	29-24-5-0 (63 pts)
Road Record	14-30-10-1 (39 pts)
Goals For	360
Goals Against	430
Shutouts	4, last – 2/24/2015 (I-0; Talbot)

LONGEST RANGER STREAKS

Winning Streak	3 (4x), last – 12/16/2014 - 10/25/2015
Unbeaten/Point Streak	10, 1/13/1981 – 11/9/1983 (7-0-3)
Losing Streak	7, 10/29/1977 – 11/19/1978

GAME HIGHS

Goals For	8, 1/14/1987 (8-5)
Goals Against	11, 3/7/1985 (5-11)

*Includes games against the Atlanta Flames from 1972-73 – 1979-80

FIRST TIME*

First Game	11/21/1972 at Atlanta (3-1)
First Game at MSG	12/3/1972 (3-2)
First Ranger Win	11/21/1972 at Atlanta (3-1)

LAST TIME

Last Ranger Win at MSG	10/25/2015 (4-1)
Last Ranger Win at Calgary	12/16/2014 (5-2)
Last Flame Win at MSG	12/7/2008 (3-0)
Last Flame Win at Calgary	12/12/2015 (5-4)

PLAYOFFS

Series	1 (1-0)
Overall	3-1-0
Goals For	14
Goals Against	8
Last Meeting	1980, Preliminary Round (W, 3-1)

LAST RANGER TRADE WITH CALGARY

June 1, 2011 – Rangers acquired Tim Erixon and a fifth round pick in the 2011 NHL Entry Draft (Shane McColgan) in exchange for Roman Horak and two second round picks in the 2011 NHL Entry Draft (Markus Granlund and Tyler Wotherspoon).

2015-16 RANGERS VS. FLAMES

	OVERALL RECORD: 1-0-1		AT NEW YORK: 1-0-0				AT CALGARY: 0-0-1	
	GP	W	L	OT	GF	GA	PTS	
Rangers	2	1	0	1	8	6	3	
Flames	2	1	1	0	6	8	2	

DATE	RESULT/SITE	GOALTENDERS
Oct. 25	Rangers 4, Flames 1 at MSG	Raanta, Hiller/Ortjo
Dec. 12	Rangers 4, Flames 5 (OT) at Calgary	Raanta, Hiller



Entering the 2016-17 season, the Rangers' active 11-game winning streak against Carolina at MSG is tied for the longest home winning streak against one opponent in franchise history.

CAROLINA HURRICANES



2016-17 REGULAR SEASON SCHEDULE

DATE	SITE	TIME (ET)	TV
Oct. 28	Carolina	7:30 p.m.	MSG
Nov. 29	MSG	7:00 p.m.	MSG
Dec. 3	MSG	1:00 p.m.	MSG
Mar. 9	Carolina	7:00 p.m.	MSG

ALL-TIME RECORD*

Overall	73-50-7-2 (155 pts)
Home Record	.44-17-4-2 (94 pts)
Road Record	.29-33-3-0 (61 pts)
Goals For	.431
Goals Against	.356
Shutouts	8, last - 11/10/2015 (3-0; Lundqvist)

LONGEST RANGER STREAKS

Winning Streak	.10, 2/22/2011 - 3/7/2014
Unbeaten/Point Streak	.10, 2/22/2011 - 3/7/2014 (10-0-0)
Losing Streak	.4, 1/24/2001 - 11/2/2001

GAME HIGHS

Goals For	.11, 2/23/1983 (11-3)
Goals Against	.8, 10/12/1985 (2-8)

FIRST TIME*

First Game	10/28/1979 at MSG (2-2)
First Game at Hartford	12/7/1979 (7-4)
First Ranger Win	12/7/1979 at Hartford (7-4)

LAST TIME

Last Ranger Win at MSG	11/30/2015 (4-3)
Last Ranger Win at Carolina	1/22/2016 (4-1)
Last Hurricane Win at MSG	10/29/2010 (4-3)
Last Hurricane Win at Carolina	3/31/2016 (4-3)

PLAYOFFS

N/A

LAST RANGER TRADE WITH CAROLINA

February 28, 2016 - Rangers acquired Eric Staal in exchange for Aleksi Saarela, a second round pick in the 2016 NHL Entry Draft (later traded), and a second round pick in the 2017 NHL Entry Draft.

*Includes games against the Hartford Whalers from 1979-80 - 1996-97

2015-16 RANGERS VS. HURRICANES

OVERALL RECORD: 3-1-0	AT NEW YORK: 2-0-0				AT CAROLINA: 1-1-0		
	GP	W	L	OT	GF	GA	PTS
Rangers	4	3	1	0	14	8	6
Hurricanes	4	1	3	0	8	14	2

DATE	RESULT/SITE	GOALTENDERS
Nov. 10	Rangers 3, Hurricanes 0 at MSG	Lundqvist, Ward
Nov. 30	Rangers 4, Hurricanes 3 at MSG	Lundqvist, Ward
Jan. 22	Rangers 4, Hurricanes 1 at Carolina	Lundqvist, Lack
Mar. 31	Rangers 3, Hurricanes 4 at Carolina	Lundqvist, Ward



Mike Keenan is the only head coach who has guided both the Rangers and Blackhawks to an appearance in the Stanley Cup Finals (Rangers – 1993-94; Blackhawks – 1991-92).



CHICAGO BLACKHAWKS

2016-17 REGULAR SEASON SCHEDULE

DATE	SITE	TIME (ET)	TV
Dec. 9	Chicago	8:30 p.m.	MSG+
Dec. 13	MSG	7:00 p.m.	MSG2

ALL-TIME RECORD

Overall	240-245-98-2 (580 pts)
Home Record	122-115-55-0 (299 pts)
Road Record	118-130-43-2 (281 pts)
Goals For	1,664
Goals Against	1,707
Shutouts	36, last – 3/8/2015 (1-0, OT; Talbot)

LONGEST RANGER STREAKS

Winning Streak	6 (4x), last – 2/23/1978 – 3/21/1979
Unbeaten/Point Streak	15, 1/15/1956 – 1/27/1957 (12-0-3)
Losing Streak	9, 10/17/1962 – 1/20/1963

GAME HIGHS

Goals For	10, 3/12/1952 (10-2)
Goals Against	10 (2x), last – 11/14/1943 (5-10)

FIRST TIME

First Game	11/30/1926 at MSG (4-3)
First Game at Chicago	12/15/1926 (2-6)
First Ranger Win	11/30/1926 at MSG (4-3)

LAST TIME

Last Ranger Win at MSG	2/27/2014 (2-1)
Last Ranger Win at Chicago	10/7/2015 (3-2)
Last Blackhawk Win at MSG	2/17/2016 (5-3)
Last Blackhawk Win at Chicago	3/9/2012 (4-3)

PLAYOFFS

Series	5 (1-4)
Overall	10-14-0
Goals For	54
Goals Against	66
Last Meeting	1973, Semifinals (L, 1-4)

LAST RANGER TRADE WITH CHICAGO

June 27, 2015 – Rangers acquired Antti Raanta in exchange for Ryan Haggerty.

2015-16 RANGERS VS. BLACKHAWKS

OVERALL RECORD: 1-1-0	AT NEW YORK: 0-1-0				AT CHICAGO: 1-0-0		
	GP	W	L	OT	GF	GA	PTS
Rangers	2	1	1	0	6	7	2
Blackhawks	2	1	1	0	7	6	2

DATE	RESULT/SITE	GOALTENDERS
Oct. 7	Rangers 3, Blackhawks 2 at Chicago	Lundqvist, Crawford
Feb. 17	Rangers 3, Blackhawks 5 at MSG	Lundqvist, Crawford



John Vanbiesbrouck has posted each of the Rangers' two shutouts against the Nordiques/Avalanche franchise (April 3, 1988 and October 29, 1990).

COLORADO AVALANCHE



2016-17 REGULAR SEASON SCHEDULE

DATE	SITE	TIME (ET)	TV
Dec. 31	Colorado	8:00 p.m.	MSG2
Feb. 11	MSG	7:00 p.m.	MSG

ALL-TIME RECORD*

Overall	37-32-7-6 (87 pts)
Home Record	21-13-4-3 (49 pts)
Road Record	16-19-3-3 (38 pts)
Goals For	299
Goals Against	275
Shutouts	2, last - 10/29/1990 (5-0; Vanbiesbrouck)

LONGEST RANGER STREAKS

Winning Streak	5, 11/2/1989 - 10/29/1990
Unbeaten/Point Streak	5 (2x), last - 2/4/2014 - 11/6/2015 (3-0-2)
Losing Streak	4 (2x), last - 10/29/1992 - 3/28/1993

GAME HIGHS

Goals For	8, 10/23/1988 (8-2)
Goals Against	10, 3/6/1993 (2-10)

FIRST TIME*

First Game	11/10/1979 at MSG (5-4)
First Game at Quebec	1/2/1980 (3-3)
First Ranger Win	11/10/1979 at MSG (5-4)

LAST TIME

Ranger Win at MSG	2/4/2014 (5-1)
Ranger Win at Colorado	11/6/2015 (2-1)
Avalanche Win at MSG	12/3/2015 (2-1)
Avalanche Win at Colorado	4/3/2014 (3-2, SO)

PLAYOFFS

Series	1 (1-0)
Overall	4-2-0
Goals For	25
Goals Against	19
Last Meeting	1995, Conference Quarterfinals (W, 4-2)

LAST RANGER TRADE WITH COLORADO

June 25, 2016 - Rangers acquired Nick Holden in exchange for a fourth round pick in the 2017 NHL Entry Draft.

*Includes games against the Quebec Nordiques from 1979-80 - 1994-95

2015-16 RANGERS VS. AVALANCHE

	OVERALL RECORD: 1-1-0			AT NEW YORK: 0-1-0			AT COLORADO: 1-0-0		
	GP	W	L	OT	GF	GA	PTS		
Rangers	2	1	1	0	3	3	2		
Avalanche	2	1	1	0	3	3	2		

DATE	RESULT/SITE	GOALTENDERS
Nov. 6	Rangers 2, Avalanche 1 at Colorado	Lundqvist, Berra
Dec. 3	Rangers 1, Avalanche 2 at MSG	Raanta, Varlamov



Mike Richter made at least 40 saves in a regular season game for the 23rd and final time in his NHL career on January 14, 2002 against Columbus at MSG.



COLUMBUS BLUE JACKETS

2016-17 REGULAR SEASON SCHEDULE

DATE	SITE	TIME (ET)	TV
Nov. 18	Columbus	7:00 p.m.	MSG
Jan. 7	Columbus	7:00 p.m.	MSG2
Jan. 31	MSG	7:00 p.m.	MSG2
Feb. 13	Columbus	7:30 p.m.	MSG
Feb. 26	MSG	5:00 p.m.	MSG

ALL-TIME RECORD

Overall	14-8-1-1 (30 pts)
Home Record	7-2-1-1 (16 pts)
Road Record	7-6-0-0 (14 pts)
Goals For	72
Goals Against	68
Shutouts	N/A

LONGEST RANGER STREAKS

Winning Streak	7, 1/16/2015 - present
Unbeaten/Point Streak	7, 1/16/2015 - present (7-0-0)
Losing Streak	3, 10/11/2003 - 2/24/2007

GAME HIGHS

Goals For	7, 11/23/2009 (7-4)
Goals Against	6, 11/9/2002 (3-6)

2015-16 RANGERS VS. BLUE JACKETS

OVERALL RECORD: 4-0-0	AT NEW YORK: 2-0-0				AT COLUMBUS: 2-0-0		
	GP	W	L	OT	GF	GA	PTS
Rangers	4	4	0	0	15	7	8
Blue Jackets	4	0	4	0	7	15	0

DATE	RESULT/SITE	GOALTENDERS
Oct. 9	Rangers 4, Blue Jackets 2 at Columbus	Lundqvist, Bobrovsky
Oct. 10	Rangers 5, Blue Jackets 2 at MSG	Lundqvist, Bobrovsky/McElhinney
Feb. 29	Rangers 2, Blue Jackets 1 at MSG	Raanta, Korpisalo
Apr. 4	Rangers 4, Blue Jackets 2 at Columbus	Lundqvist, Korpisalo

FIRST TIME

First Game	2/12/2001 at Columbus (4-3)
First Game at MSG	1/14/2002 (2-2)
First Ranger Win	2/12/2001 at Columbus (4-3)

LAST TIME

Last Ranger win at MSG	2/29/2016 (2-1)
Last Ranger win at Columbus	4/4/2016 (4-2)
Last Blue Jacket win at MSG	1/6/2014 (4-3, SO)
Last Blue Jacket win at Columbus	10/11/2014 (5-2)

PLAYOFFS

N/A

LAST RANGER TRADE WITH COLUMBUS

April 3, 2013 - Rangers acquired Derick Brassard, Derek Dorsett, John Moore, and a sixth round pick in the 2014 NHL Entry Draft (later traded) in exchange for Marian Gaborik, Steven Delisle, and Blake Parlett.



Mark Messier tallied his 1,851st career NHL point on November 4, 2003 against Dallas at MSG, passing Gordie Howe for sole possession of second place on the NHL's all-time points list.

DALLAS STARS



2016-17 REGULAR SEASON SCHEDULE

DATE	SITE	TIME (ET)	TV
Dec. 15	Dallas	8:30 p.m.	MSG
Jan. 17	MSG	7:00 p.m.	MSG

ALL-TIME RECORD*

Overall	73-39-22-2 (170 pts)
Home Record	39-18-11-1 (90 pts)
Road Record	34-21-11-1 (80 pts)
Goals For	.471
Goals Against	.388
Shutouts	.10, last - 11/4/2003 (3-0; Markkanen)

LONGEST RANGER STREAKS

Winning Streak	7, 3/17/1976 - 12/3/1977
Unbeaten/Point Streak	11, 3/17/1976 - 3/19/1978 (9-0-2)
Losing Streak	3 (3x), last - 11/25/2007 - 2/6/2009

GAME HIGHS

Goals For	11, 12/4/1976 (11-4)
Goals Against	10, 2/6/2009 (2-10)

FIRST TIME*

First Game	11/19/1967 at MSG (5-2)
First Game at Minnesota	2/15/1968 (6-2)
First Ranger Win	11/19/1967 at MSG (5-2)

LAST TIME

Last Ranger Win at MSG	1/5/2016 (6-2)
Last Ranger Win at Dallas	2/27/2016 (3-2)
Last Star Win at MSG	2/8/2015 (3-2, OT)
Last Star Win at Dallas	12/29/2014 (3-2)

PLAYOFFS

N/A

LAST RANGER TRADE WITH DALLAS

June 14, 2006 - Rangers acquired a conditional pick in the 2008 NHL Entry Draft in exchange for Mike Green (conditions not met).

* Includes games against the Minnesota North Stars from 1967-68 - 1992-93

2015-16 RANGERS VS. STARS

OVERALL RECORD: 2-0-0	AT NEW YORK: 1-0-0				AT DALLAS: 1-0-0		
	GP	W	L	OT	GF	GA	PTS
Rangers	2	2	0	0	9	4	4
Stars	2	0	2	0	4	9	0

DATE	RESULT/SITE
Jan. 5	Rangers 6, Stars 2 at MSG
Feb. 27	Rangers 3, Stars 2 at Dallas

GOALTENDERS
Lundqvist, Niemi
Lundqvist, Lehtonen



Rangers legend Adam Graves was selected by the Red Wings in the second round, 22nd overall, of the 1986 NHL Entry Draft. Graves played parts of three seasons with Detroit (1987-88 - 1989-90).



DETROIT RED WINGS

2016-17 REGULAR SEASON SCHEDULE

DATE	SITE	TIME (ET)	TV
Oct. 19	MSG	8:00 p.m.	NBCSN
Jan. 22	Detroit	12:30 p.m.	NBC
Mar. 12	Detroit	12:30 p.m.	NBC

ALL-TIME RECORD*

Overall	217-261-103-3 (540 pts)
Home Record	141-94-57-0 (339 pts)
Road Record	76-167-46-3 (201 pts)
Goals For	1,602
Goals Against	1,777
Shutouts	47, last - 2/21/2016 (1-0, OT; Lundqvist)

LONGEST RANGER STREAKS

Winning Streak	8, 3/4/1941 - 2/26/1942
Unbeaten/Point Streak	9, 1/29/1969 - 2/28/1970 (6-0-3)
Losing Streak	7 (2x), last - 2/14/1999 - 12/21/2002

GAME HIGHS

Goals For	11, 1/25/1942 (11-2)
Goals Against	15, 1/23/1944 (0-15)

FIRST TIME*

First Game	12/4/1926 at Detroit (0-1)
First Game at MSG	12/19/1926 (1-1)
First Ranger Win	1/9/1927 at MSG (4-1)

LAST TIME

Last Ranger Win at MSG	4/9/2016 (3-2)
Last Ranger Win at Detroit	10/26/2013 (3-2, OT)
Last Red Wing Win at MSG	12/6/2009 (3-1)
Last Red Wing Win at Detroit	3/12/2016 (3-2, OT)

PLAYOFFS

Series	5 (1-4)
Overall	10-13-0
Goals For	49
Goals Against	57
Last Meeting	1950, Stanley Cup Finals (L, 3-4)

LAST RANGER TRADE WITH DETROIT

March 3, 2010 - Rangers acquired Kris Newbury in exchange for Jordan Owens.

* Includes games against the Detroit Cougars from 1926-27 - 1929-30 and the Detroit Falcons from 1930-31 - 1931-32

2015-16 RANGERS VS. RED WINGS

OVERALL RECORD: 2-0-1	AT NEW YORK: 2-0-0				AT DETROIT: 0-0-1		
	GP	W	L	OT	GF	GA	PTS
Rangers	3	2	0	1	6	5	5
Red Wings	3	1	1	1	5	6	3

DATE	RESULT/SITE
Feb. 21	Rangers 1, Red Wings 0 (OT) at MSG
Mar. 12	Rangers 2, Red Wings 3 (OT) at Detroit
Apr. 9	Rangers 3, Red Wings 2 at MSG

GOALTENDERS
Lundqvist, Howard
Lundqvist, Mrazek
Raanta, Howard



Mark Messier and Wayne Gretzky are the only players who have led both the Rangers and Oilers in points in a season (Messier led the Rangers in points four times and the Oilers once; Gretzky led the Rangers in points three times and the Oilers nine times).

EDMONTON OILERS



2016-17 REGULAR SEASON SCHEDULE

DATE	SITE	TIME (ET)	TV
Nov. 3	MSG	7:00 p.m.	MSG
Nov. 13	Edmonton	9:30 p.m.	MSG

ALL-TIME RECORD

Overall	29-30-9-2 (69 pts)
Home Record	13-16-6-1 (33 pts)
Road Record	16-14-3-1 (36 pts)
Goals For	245
Goals Against	244
Shutouts	3, last - 12/14/2014 (2-0; Lundqvist)

LONGEST RANGER STREAKS

Winning Streak	3, 10/24/1979 - 2/20/1980
Unbeaten/Point Streak	8, 1/21/1997 - 11/7/2000 (4-0-4)
Losing Streak	8, 10/28/1981 - 12/14/1983

GAME HIGHS

Goals For	10, 10/24/1979 (10-2)
Goals Against	10, 12/4/1988 (6-10)

FIRST TIME

First Game	10/24/1979 at MSG (10-2)
First Game at Edmonton	1/11/1980 (6-2)
First Ranger Win	10/24/1979 at MSG (10-2)

LAST TIME

Last Ranger Win at MSG	12/15/2015 (4-2)
Last Ranger Win at Edmonton	12/14/2014 (2-0)
Last Oiler Win at MSG	11/9/2014 (3-1)
Last Oiler Win at Edmonton	12/11/2015 (7-5)

PLAYOFFS

N/A

LAST RANGER TRADE WITH EDMONTON

June 27, 2015 - Rangers acquired a second round pick in the 2015 NHL Entry Draft (later traded), a third round pick in the 2015 NHL Entry Draft (Sergey Zborovskiy), and a seventh round pick in the 2015 NHL Entry Draft (Adam Huska) in exchange for Cam Talbot and a seventh round pick in the 2015 NHL Entry Draft (Ziyat Paigin).

2015-16 RANGERS VS. OILERS

	OVERALL RECORD: 1-1-0		AT NEW YORK: 1-0-0			AT EDMONTON: 0-1-0		
	GP	W	L	OT	GF	GA	PTS	
Rangers	2	1	1	0	9	9	2	
Oilers	2	1	1	0	9	9	2	

DATE	RESULT/SITE	GOALTENDERS
Dec. 11	Rangers 5, Oilers 7 at Edmonton	Lundqvist/Raanta, Nilsson
Dec. 15	Rangers 4, Oilers 2 at MSG	Lundqvist, Nilsson



Panthers forward Jaromir Jagr established single-season Rangers records in goals (54), points (123), power play goals (24), and shots on goal (368) in 2005-06.



FLORIDA PANTHERS

2016-17 REGULAR SEASON SCHEDULE

DATE	SITE	TIME (ET)	TV
Nov. 20	MSG	7:00 p.m.	MSG
Mar. 7	Florida	7:30 p.m.	MSG
Mar. 17	MSG	7:00 p.m.	MSG

ALL-TIME RECORD

Overall	50-29-6-4 (110 pts)
Home Record	26-14-4-0 (56 pts)
Road Record	24-15-2-4 (54 pts)
Goals For	262
Goals Against	206
Shutouts	9, last - 3/22/2011 (1-0, Lundqvist)

LONGEST RANGERS STREAKS

Winning Streak	7, 11/10/2013 - 11/21/2015
Unbeaten/Point Streak	8, 10/20/2003 - 3/24/2006 (5-0-1-2)
Losing Streak	3, 4/8/1996 - 10/6/1996

GAME HIGHS

Goals For	7, 12/22/1996 (7-3)
Goals Against	6 (2x), last - 11/26/1999 (2-6)

FIRST TIME

First Game	11/16/1993 at Florida (4-2)
First Game at MSG	1/3/1994 (3-2)
First Ranger Win	11/16/1993 at Florida (4-2)

LAST TIME

Last Ranger Win at MSG	3/21/2016 (4-2)
Last Ranger Win at Florida	11/21/2015 (5-4, OT)
Last Panther Win at MSG	3/21/2013 (3-1)
Last Panther Win at Florida	1/2/2016 (3-0)

PLAYOFFS

Series	1 (1-0)
Overall	4-1-0
Goals For	13
Goals Against	10
Last Meeting	1997, Conference Quarterfinals (W, 4-1)

LAST RANGER TRADE WITH FLORIDA

June 20, 2016 - Rangers acquired a sixth round pick in the 2016 NHL Entry Draft (Tyler Wall) and a fourth round pick in the 2017 NHL Entry Draft in exchange for Keith Yandle.

2015-16 RANGERS VS. PANTHERS

OVERALL RECORD: 2-1-0	AT NEW YORK: 1-0-0				AT FLORIDA: 1-1-0		
	GP	W	L	OT	GF	GA	PTS
Rangers	3	2	1	0	9	9	4
Panthers	3	1	1	1	9	9	3

DATE	RESULT/SITE	GOALTENDERS
Nov. 21	Rangers 5, Panthers 4 (OT) at Florida	Lundqvist, Luongo
Jan. 2	Rangers 0, Panthers 3 at Florida	Lundqvist, Luongo
Mar. 21	Rangers 4, Panthers 2 at MSG	Lundqvist, Montoya



Seven players in the Hockey Hall of Fame played for both the Rangers and Kings: Marcel Dionne (pictured above), Dick Duff, Wayne Gretzky, Harry Howell, Jari Kurri, Luc Robitaille, and Terry Sawchuk.

LOS ANGELES KINGS



2016-17 REGULAR SEASON SCHEDULE

DATE	SITE	TIME (ET)	TV
Jan. 23	MSG	7:00 p.m.	MSG
Mar. 25	Los Angeles	10:30 p.m.	MSG+

ALL-TIME RECORD

Overall	.67-45-16-3 (153 pts)
Home Record	.37-20-6-1 (81 pts)
Road Record	.30-25-10-2 (72 pts)
Goals For	482
Goals Against	409
Shutouts	.7, last - 12/18/1996 (4-0; Richter)

LONGEST RANGER STREAKS

Winning Streak	.8, 3/7/1971 - 11/12/1972
Unbeaten/Point Streak	.20, 2/8/1970 - 10/14/1973 (15-0-5)
Losing Streak	.6, 1/28/1975 - 10/20/1976

GAME HIGHS

Goals For	.9, 10/31/1990 (9-4)
Goals Against	.7 (2x), last - 2/5/1985 (5-7)

FIRST TIME

First Game	10/31/1967 at Los Angeles (6-1)
First Game at MSG	12/3/1967 (4-2)
First Ranger Win	10/31/1967 at Los Angeles (6-1)

LAST TIME

Last Ranger Win at MSG	2/17/2011 (4-3, SO)
Last Ranger Win at Los Angeles	1/8/2015 (4-3)
Last King Win at MSG	2/12/2016 (5-4, OT)
Last King Win at Los Angeles	3/17/2016 (4-3, OT)

PLAYOFFS

Series	.3 (2-1)
Overall	6-5-0
Goals For	42
Goals Against	29
Last Meeting	.2014, Stanley Cup Final (L, 1-4)

LAST RANGER TRADE WITH LOS ANGELES

January 4, 2014 - Rangers acquired Daniel Carcillo in exchange for a seventh round pick in the 2014 NHL Entry Draft (Spencer Watson).

2015-16 RANGERS VS. KINGS

	OVERALL RECORD: 0-0-2		AT NEW YORK: 0-0-1			AT LOS ANGELES: 0-0-1	
	GP	W	L	OT	GF	GA	PTS
Rangers	2	0	0	2	7	9	2
Kings	2	2	0	0	9	7	4

DATE	RESULT/SITE	GOALTENDERS
Feb. 12	Rangers 4, Kings 5 (OT) at MSG	Raanta, Budaj
Mar. 17	Rangers 3, Kings 4 (OT) at Los Angeles	Lundqvist, Quick



The Rangers' 5-4 win against Minnesota on October 27, 2014 was only the second time the team rallied from a 3-0 deficit in the third period to win a game in franchise history.



MINNESOTA WILD

2016-17 REGULAR SEASON SCHEDULE

DATE	SITE	TIME (ET)	TV
Dec. 23	MSG	7:00 p.m.	MSG
Mar. 18	Minnesota	7:00 p.m.	MSG

ALL-TIME RECORD

Overall	13-7-0-0 (26 pts)
Home Record	7-2-0-0 (14 pts)
Road Record	6-5-0-0 (12 pts)
Goals For	61
Goals Against	52
Shutouts	N/A

LONGEST RANGER STREAKS

Winning Streak	5, 11/15/2000 - 2/19/2003
Unbeaten/Point Streak	5, 11/15/2000 - 2/19/2003 (5-0-0)
Losing Streak	2, 10/10/2003 - 2/4/2004

GAME HIGHS

Goals For	5 (2x), last - 10/27/2014 (5-4)
Goals Against	6, 12/20/2007 (3-6)

FIRST TIME

First Game	11/15/2000 at Minnesota (3-2)
First Game at MSG	1/14/2001 (4-2)
First Ranger Win	11/15/2000 at Minnesota (3-2)

LAST TIME

Last Ranger Win at MSG	2/4/2016 (4-2)
Last Ranger Win at Minnesota	4/2/2015 (3-2)
Last Wild Win at MSG	3/3/2011 (3-1)
Last Wild Win at Minnesota	12/17/2015 (5-2)

PLAYOFFS

N/A

LAST RANGER TRADE WITH MINNESOTA

June 30, 2013 - Rangers acquired Justin Falk in exchange for Benn Ferriero and a sixth round pick in the 2014 NHL Entry Draft (Chase Lang).

2015-16 RANGERS VS. WILD

	OVERALL RECORD: 1-1-0				AT NEW YORK: 1-0-0			AT MINNESOTA: 0-1-0		
	GP	W	L	OT	GF	GA	PTS			
Rangers	2	1	1	0	6	7	2			
Wild	2	1	1	0	7	6	2			

DATE	RESULT/SITE	GOALTENDERS
Dec. 17	Rangers 2, Wild 5 at Minnesota	Raanta/Lundqvist, Dubnyk
Feb. 4	Rangers 4, Wild 2 at MSG	Lundqvist, Dubnyk



The Rangers have faced the Canadiens in a playoff series 15 times, which is the most New York has faced any opponent in the playoffs in franchise history.

MONTREAL CANADIENS

2016-17 REGULAR SEASON SCHEDULE

DATE	SITE	TIME (ET)	TV
Jan. 14	Montreal	7:00 p.m.	MSG
Feb. 21	MSG	7:00 p.m.	MSG
Mar. 4	MSG	7:00 p.m.	MSG

ALL-TIME RECORD

Overall	.194-328-94-4 (486 pts)
Home Record	.128-126-54-1 (311 pts)
Road Record	.66-202-40-3 (175 pts)
Goals For	1,602
Goals Against	2,083
Shutouts	27, last - 11/23/2014 (5-0; Lundqvist)

LONGEST RANGER STREAKS

Winning Streak	.8, 12/16/1939 - 12/5/1940
Unbeaten/Point Streak	.9, 11/23/1939 - 12/5/1940 (8-0-1)
Losing Streak	.12, 12/17/1944 - 12/16/1945

GAME HIGHS

Goals For	10, 12/13/1992 (10-5)
Goals Against	11 (3x), last - 1/21/1960 (2-11)

FIRST TIME

First Game	11/27/1926 at Montreal (2-0)
First Game at MSG	1/6/1927 (1-0)
First Ranger Win	11/27/1926 at Montreal (2-0)

LAST TIME

Last Ranger Win at MSG	11/23/2014 (5-0)
Last Ranger Win at Montreal	3/26/2016 (5-2)
Last Canadien Win at MSG	11/25/2015 (5-1)
Last Canadien Win at Montreal	10/15/2015 (3-0)

PLAYOFFS

Series	.15 (8-7)
Overall	.29-36-2
Goals For	178
Goals Against	203
Last Meeting	2014, Conference Final (W, 4-2)

LAST RANGER TRADE WITH MONTREAL

July 2, 2013 - Rangers acquired Danny Kristo in exchange for Christian Thomas.

2015-16 RANGERS VS. CANADIENS

OVERALL RECORD: 1-2-0	AT NEW YORK: 0-1-0				AT MONTREAL: 1-1-0		
	GP	W	L	OT	GF	GA	PTS
Rangers	3	1	2	0	6	10	2
Canadiens	3	2	1	0	10	6	4

DATE	RESULT/SITE	GOALTENDERS
Oct. 15	Rangers 0, Canadiens 3 at Montreal	Lundqvist, Price
Nov. 25	Rangers 1, Canadiens 5 at MSG	Lundqvist/Raanta, Price/Condon
Mar. 26	Rangers 5, Canadiens 2 at Montreal	Raanta, Condon/Scrivens



Kevin Hayes notched two points (one goal, one assist) while skating in his 100th career NHL game on November 23, 2015 against Nashville at MSG.



NASHVILLE PREDATORS

2016-17 REGULAR SEASON SCHEDULE

DATE	SITE	TIME (ET)	TV
Dec. 17	Nashville	8:00 p.m.	MSG2
Feb. 9	MSG	7:00 p.m.	MSG

ALL-TIME RECORD

Overall	11-8-1-2 (25 pts)
Home Record	5-5-1-1 (12 pts)
Road Record	6-3-0-1 (13 pts)
Goals For	62
Goals Against	50
Shutouts	3, last - 11/23/2015 (3-0; Lundqvist)

LONGEST RANGER STREAKS

Winning Streak	3 (2x), last - 11/27/2010 - 11/23/2013
Unbeaten/Point Streak	4, 11/29/1998 - 12/23/2000 (3-0-1)
Losing Streak	2 (2x), last - 12/10/2013 - 2/7/2015

GAME HIGHS

Goals For	7, 2/15/1999 (7-4)
Goals Against	5 (2x), last - 12/28/2015 (3-5)

FIRST TIME

First Game	11/29/1998 at MSG (5-1)
First Game at Nashville	2/15/1999 (7-4)
First Ranger Win	11/29/1998 at MSG (5-1)

LAST TIME

Last Ranger Win at MSG	11/23/2015 (3-0)
Last Ranger Win at Nashville	11/23/2013 (2-0)
Last Predator Win at MSG	12/10/2013 (4-1)
Last Predator Win at Nashville	12/28/2015 (5-3)

PLAYOFFS

N/A

LAST RANGER TRADE WITH NASHVILLE

July 1, 2015 - Rangers acquired Magnus Hellberg in exchange for a sixth round pick in the 2017 NHL Entry Draft.

2015-16 RANGERS VS. PREDATORS

OVERALL RECORD: 1-1-0	AT NEW YORK: 1-0-0				AT NASHVILLE: 0-1-0		
	GP	W	L	OT	GF	GA	PTS
Rangers	2	1	1	0	6	5	2
Predators	2	1	1	0	5	6	2

DATE	RESULT/SITE	GOALTENDERS
Nov. 23	Rangers 3, Predators 0 at MSG	Lundqvist, Rinne
Dec. 28	Rangers 3, Predators 5 at Nashville	Lundqvist/Raanta, Rinne



Mike Gartner tallied his 600th career NHL goal as the Rangers defeated New Jersey, 8-3, on December 26, 1993 at MSG.

NEW JERSEY DEVILS



2016-17 REGULAR SEASON SCHEDULE

DATE	SITE	TIME (ET)	TV
Dec. 11	MSG	7:00 p.m.	MSG
Dec. 18	MSG	7:30 p.m.	MSG
Feb. 25	New Jersey	5:00 p.m.	MSG
Mar. 21	New Jersey	7:00 p.m.	MSG

ALL-TIME RECORD*

Overall	III-89-27-8 (257 pts)
Home Record	61-31-20-4 (146 pts)
Road Record	50-58-7-4 (111 pts)
Goals For	772
Goals Against	697
Shutouts	15, last - 3/22/2014 (2-0; Lundqvist)

LONGEST RANGER STREAKS

Winning Streak	7, 10/25/2007 - 3/27/2008
Unbeaten/Point Streak	11, 2/22/2007 - 11/12/2008 (9-0-2)
Losing Streak	6, 10/16/1998 - 12/11/1999

GAME HIGHS

Goals For	11, 10/25/1984 (11-2)
Goals Against	8 (3x), last - 12/12/2008 (5-8)

FIRST TIME*

First Game	12/29/1974 at MSG (2-1)
First Game at Kansas City	1/8/1975 (6-1)
First Ranger Win	12/29/1974 at MSG (2-1)

LAST TIME

Last Ranger Win at MSG	2/8/2016 (2-1)
Last Ranger Win at New Jersey	4/7/2015 (4-2)
Last Devil Win at MSG	10/18/2015 (2-1, OT)
Last Devil Win at New Jersey	2/23/2016 (5-2)

PLAYOFFS

Series	6 (4-2)
Overall	18-16-0
Goals For	93
Goals Against	90
Last Meeting	2012, Conference Final (L, 2-4)

LAST RANGER TRADE WITH NEW JERSEY


November 2, 1979 - Rangers acquired Barry Beck (from the Colorado Rockies) in exchange for Bobby Sheehan, Lucien Deblois, Pat Hickey, Mike McEwen and Dean Turner.

* Includes games against the Kansas City Scouts from 1974-75 - 1975-76 and the Colorado Rockies from 1976-77 - 1981-82

2015-16 RANGERS VS. DEVILS

OVERALL RECORD: 1-2-1	AT NEW YORK: 1-0-1				AT NEW JERSEY: 0-2-0		
	GP	W	L	OT	GF	GA	PTS
Rangers	4	1	2	1	7	11	3
Devils	4	3	1	0	11	7	6

DATE	RESULT/SITE	GOALTENDERS
Oct. 18	Rangers 1, Devils 2 (OT) at MSG	Lundqvist, Schneider
Feb. 2	Rangers 2, Devils 3 at New Jersey	Lundqvist, Schneider
Feb. 8	Rangers 2, Devils 1 at MSG	Lundqvist, Schneider
Feb. 23	Rangers 2, Devils 5 at New Jersey	Lundqvist, Schneider



Rod Gilbert registered his 1,000th career NHL point on February 19, 1977 against the Islanders. Gilbert is the only player who has recorded at least 1,000 career points with the Rangers.



NEW YORK ISLANDERS

2016-17 REGULAR SEASON SCHEDULE

DATE	SITE	TIME (ET)	TV
Oct. 13	MSG	7:00 p.m.	MSG
Dec. 6	Brooklyn	7:00 p.m.	MSG2
Feb. 16	Brooklyn	7:00 p.m.	MSG
Mar. 22	MSG	8:00 p.m.	NBCSN

ALL-TIME RECORD

Overall	124-107-19-8 (275 pts)
Home Record	70-43-11-5 (156 pts)
Road Record	54-64-8-3 (119 pts)
Goals For	861
Goals Against	831
Shutouts	14, last - 4/13/2013 (1-0, OT; Lundqvist)

LONGEST RANGER STREAKS

Winning Streak	7, 4/15/1998 - 10/11/1999
Unbeaten/Point Streak	11, 1/21/2003 - 10/19/2005 (8-0-3)
Losing Streak	5 (3x), last - 4/11/2006 - 1/9/2007

GAME HIGHS

Goals For	9 (3x), last - 2/14/1992 (9-2)
Goals Against	10 (3x), last - 11/17/1984 (4-10)

2015-16 RANGERS VS. ISLANDERS

OVERALL RECORD: 0-3-1	AT NEW YORK: 0-2-0				AT BROOKLYN: 0-1-1		
	GP	W	L	OT	GF	GA	PTS
Rangers	4	0	3	1	7	15	1
Islanders	4	4	0	0	15	7	8

DATE	RESULT/SITE
Dec. 2	Rangers 1, Islanders 2 (SO) at Brooklyn
Jan. 14	Rangers 1, Islanders 3 at Brooklyn
Mar. 6	Rangers 4, Islanders 6 at MSG
Apr. 7	Rangers 1, Islanders 4 at MSG

FIRST TIME

First Game	10/21/1972 at Long Island (2-1)
First Game at MSG	12/10/1972 (4-1)
First Ranger Win	10/21/1972 at Long Island (2-1)

LAST TIME

Last Ranger Win at MSG	1/31/2014 (4-1)
Last Ranger Win at Brooklyn*	3/10/2015 (2-1)
Last Islander Win at MSG	4/7/2016 (4-1)
Last Islander Win at Brooklyn	1/14/2016 (3-1)

PLAYOFFS

Series	8 (3-5)
Overall	19-20-0
Goals For	132
Goals Against	129
Last Meeting	1994, Conference Quarterfinals (W, 4-0)

LAST RANGER TRADE WITH ISLANDERS

May 25, 2010 - Rangers acquired Jyri Niemi in exchange for a sixth round pick in the 2010 NHL Entry Draft (later traded).

*Game played at Nassau Coliseum in Uniondale, NY



The Rangers won each of their first 10 all-time meetings with the Senators. The streak spanned three seasons (1992-93 – 1994-95).

OTTAWA SENATORS



2016-17 REGULAR SEASON SCHEDULE

DATE	SITE	TIME (ET)	TV
Nov. 27	MSG	7:00 p.m.	MSG
Dec. 27	MSG	7:00 p.m.	MSG
Apr. 8	Ottawa	12:30 p.m.	MSG

ALL-TIME RECORD

Overall	39-40-3-4 (85 pts)
Home Record	16-24-0-2 (34 pts)
Road Record	23-16-3-2 (51 pts)
Goals For	232
Goals Against	240
Shutouts	2, last – 1/10/2009 (2-0; Lundqvist)

LONGEST RANGER STREAKS

Winning Streak	10, 10/24/1992 – 3/6/1995
Unbeaten/Point Streak	10, 10/24/1992 – 3/6/1995 (10-0-0)
Losing Streak	5 (2x), last – 12/29/2006 – 10/13/2007

GAME HIGHS

Goals For	8, 3/18/2014 (8-4)
Goals Against	9, 1/24/2004 (1-9)

FIRST TIME

First Game	10/24/1992 at Ottawa (3-2, OT)
First Game at MSG	1/6/1993 (6-2)
First Ranger Win	10/24/1992 at Ottawa (3-2, OT)

LAST TIME

Last Ranger Win at MSG	12/6/2015 (4-1)
Last Ranger Win at Ottawa	11/14/2015 (2-1, SO)
Last Senator Win at MSG	4/9/2015 (3-0)
Last Senator Win at Ottawa	1/24/2016 (3-0)

PLAYOFFS

Series	1 (1-0)
Overall	4-3-0
Goals For	14
Goals Against	13
Last Meeting	2012, Conference Quarterfinals (W, 4-3)

LAST RANGER TRADE WITH OTTAWA

July 18, 2016 – Rangers acquired Mika Zibanejad and a second round pick in the 2018 NHL Entry Draft in exchange for Derick Brassard and a seventh round pick in the 2018 NHL Entry Draft.

2015-16 RANGERS VS. SENATORS

	OVERALL RECORD: 2-1-0			AT NEW YORK: 1-0-0			AT OTTAWA: 1-1-0	
	GP	W	L	OT	GF	GA	PTS	
Rangers	3	2	1	0	6	5	4	
Senators	3	1	1	1	5	6	3	

DATE	RESULT/SITE	GOALTENDERS
Nov. 14	Rangers 2, Senators 1 (SO) at Ottawa	Lundqvist, Anderson
Dec. 6	Rangers 4, Senators 1 at MSG	Lundqvist, Anderson
Jan. 24	Rangers 0, Senators 3 at Ottawa	Lundqvist, Anderson



Henrik Lundqvist became the Rangers' all-time leader in appearances by a goaltender when he made his 667th career appearance on February 14, 2016 against Philadelphia at MSG.



PHILADELPHIA FLYERS

2016-17 REGULAR SEASON SCHEDULE

DATE	SITE	TIME (ET)	TV
Nov. 25	Philadelphia	1:00 p.m.	NBC
Jan. 4	Philadelphia	8:00 p.m.	NBCSN
Jan. 25	MSG	8:00 p.m.	NBCSN
Apr. 2	MSG	7:30 p.m.	NBCSN

ALL-TIME RECORD

Overall	127-113-37-8 (299 pts)
Home Record	67-48-23-4 (161 pts)
Road Record	60-65-14-4 (138 pts)
Goals For	844
Goals Against	838
Shutouts	15, last - 11/28/2014 (3-0; Talbot)

LONGEST RANGER STREAKS

Winning Streak	10, 11/28/1971 - 1/14/1973
Unbeaten/Point Streak	13, 11/28/1971 - 12/26/1973 (11-0-2)
Losing Streak	11, 3/17/1984 - 12/7/1985

GAME HIGHS

Goals For	8 (3x), last - 10/26/1992 (8-4)
Goals Against	8 (3x), last - 3/29/1986 (2-8)

2015-16 RANGERS VS. FLYERS

OVERALL RECORD: 3-1-1	AT NEW YORK: 1-1-0				AT PHILADELPHIA: 2-0-1		
	GP	W	L	OT	GF	GA	PTS
Rangers	5	3	1	1	11	11	7
Flyers	5	2	1	2	11	11	6

DATE	RESULT/SITE
Oct. 24	Rangers 2, Flyers 3 (SO) at Philadelphia
Nov. 28	Rangers 0, Flyers 3 at MSG
Jan. 16	Rangers 3, Flyers 2 (SO) at Philadelphia
Feb. 6	Rangers 3, Flyers 2 (SO) at Philadelphia
Feb. 14	Rangers 3, Flyers 1 at MSG

FIRST TIME

First Game	11/16/1967 at Philadelphia (2-3)
First Game at MSG	2/18/1968 (3-1)
First Ranger Win	12/25/1967 at Philadelphia (3-1)

LAST TIME

Last Ranger Win at MSG	2/14/2016 (3-1)
Last Ranger Win at Philadelphia	2/6/2016 (3-2, SO)
Last Flyer Win at MSG	11/29/2015 (3-0)
Last Flyer Win at Philadelphia	10/24/2015 (3-2, SO)

PLAYOFFS

Series	11 (5-6)
Overall	24-30-0
Goals For	172
Goals Against	173
Last Meeting	2014, First Round (W, 4-3)

LAST RANGER TRADE WITH PHILADELPHIA

July 1, 2013 - Rangers acquired Danny Syvret in exchange for Kris Newbury.



Brian Leetch became the first Rangers defenseman to tally five assists in one game on April 18, 1995 against Pittsburgh.

PITTSBURGH PENGUINS



2016-17 REGULAR SEASON SCHEDULE

DATE	SITE	TIME (ET)	TV
Nov. 21	Pittsburgh	7:00 p.m.	MSG
Nov. 23	MSG	7:00 p.m.	MSG
Dec. 20	Pittsburgh	7:00 p.m.	MSG2
Mar. 31	MSG	7:00 p.m.	MSG2
Apr. 9	MSG	7:00 p.m.	MSG

ALL-TIME RECORD

Overall	124-107-23-12 (283 pts)
Home Record	69-51-9-5 (152 pts)
Road Record	55-56-14-7 (131 pts)
Goals For	941
Goals Against	888
Shutouts	14, last - 2/10/2016 (3-0; Lundqvist)

LONGEST RANGER STREAKS

Winning Streak	5 (2x), last - 11/18/1973 - 11/24/1974
Unbeaten/Point Streak	12, 1/7/1970 - 10/30/1971 (8-0-4)
Losing Streak	7 (2x), last - 1/19/2012 - 3/16/2013

GAME HIGHS

Goals For	11, 11/25/1992 (11-3)
Goals Against	10, 4/9/1993 (4-10)

FIRST TIME

First Game	10/22/1967 at MSG (6-4)
First Game at Pittsburgh	12/2/1967 (4-1)
First Ranger Win	10/22/1967 at MSG (6-4)

LAST TIME

Last Ranger Win at MSG	12/8/2014 (4-3, OT)
Last Ranger Win at Pittsburgh	2/10/2016 (3-0)
Last Penguin Win at MSG	3/27/2016 (3-2, OT)
Last Penguin Win at Pittsburgh	3/3/2016 (4-1)

PLAYOFFS

Series	7 (2-5)
Overall	13-24-0
Goals For	93
Goals Against	122
Last Meeting	2016, First Round (L, 1-4)

LAST RANGER TRADE WITH PITTSBURGH

June 27, 2009 - Rangers acquired Chad Johnson in exchange for a fifth round pick in the 2009 NHL Entry Draft (Andy Bathgate).

2015-16 RANGERS VS. PENGUINS

OVERALL RECORD: 1-2-1	AT NEW YORK: 0-1-1				AT PITTSBURGH: 1-1-0		
	GP	W	L	OT	GF	GA	PTS
Rangers	4	1	2	1	9	12	3
Penguins	4	3	1	0	12	9	6

DATE	RESULT/SITE	GOALTENDERS
Feb. 10	Rangers 3, Penguins 0 at Pittsburgh	Lundqvist, Fleury
Mar. 3	Rangers 1, Penguins 4 at Pittsburgh	Lundqvist/Raanta, Fleury
Mar. 13	Rangers 3, Penguins 5 at MSG	Lundqvist, Fleury
Mar. 27	Rangers 2, Penguins 3 (OT) at MSG	Lundqvist, Fleury



Antti Raanta posted a win/shutout while making his Rangers debut on Oct. 19, 2015 vs. San Jose. He became the fourth goaltender in franchise history to earn a shutout in his first start with the Rangers.



SAN JOSE SHARKS

2016-17 REGULAR SEASON SCHEDULE

DATE	SITE	TIME (ET)	TV
Oct. 17	MSG	7:00 p.m.	MSG
Mar. 28	San Jose	10:30 p.m.	MSG

ALL-TIME RECORD

Overall	23-9-3-0 (49 pts)
Home Record	11-4-1-0 (23 pts)
Road Record	12-5-2-0 (26 pts)
Goals For	122
Goals Against	91
Shutouts	3, last - 10/19/2015 (4-0; Raanta)

LONGEST RANGER STREAKS

Winning Streak	7, 1/25/1994 - 3/11/1998
Unbeaten/Point Streak	15, 12/16/1991 - 1/4/1999 (13-0-2)
Losing Streak	4, 10/19/1999 - 10/22/2001

GAME HIGHS

Goals For	8 (2x), last - 1/25/1994 (8-3)
Goals Against	9, 10/8/2013 (2-9)

2015-16 RANGERS VS. SHARKS

OVERALL RECORD: 1-1-0	AT NEW YORK: 1-0-0				AT SAN JOSE: 0-1-0		
	GP	W	L	OT	GF	GA	PTS
Rangers	2	1	1	0	5	4	2
Sharks	2	1	1	0	4	5	2

DATE	RESULT/SITE
Oct. 19	Rangers 4, Sharks 0 at MSG
Mar. 19	Rangers 1, Sharks 4 at San Jose

FIRST TIME

First Game	12/16/1991 at MSG (4-3, OT)
First Game at San Jose	1/28/1992 (4-2)
First Ranger Win	12/16/1991 at MSG (4-3, OT)

LAST TIME

Last Ranger Win at MSG	10/19/2015 (4-0)
Last Ranger Win at San Jose	1/10/2015 (3-1)
Last Shark Win at MSG	3/16/2014 (1-0)
Last Shark Win at San Jose	3/19/2016 (4-1)

PLAYOFFS

N/A

LAST RANGER TRADE WITH SAN JOSE

March 1, 2015 - Rangers acquired James Sheppard in exchange for a fourth round pick in the 2016 NHL Entry Draft.

DATE	GOALTENDERS
Oct. 19	Raanta, Jones
Mar. 19	Lundqvist/Raanta, Jones



The Rangers tallied 29 goals in their six-game series victory in the Quarterfinals against St. Louis in 1981, which is the franchise record for goals in one playoff series.

ST. LOUIS BLUES



2016-17 REGULAR SEASON SCHEDULE

DATE	SITE	TIME (ET)	TV
Oct. 15	St. Louis	8:00 p.m.	MSG
Nov. 1	MSG	7:00 p.m.	MSG+

ALL-TIME RECORD

Overall	78-42-16-1 (173 pts)
Home Record	46-13-6-1 (99 pts)
Road Record	32-29-10-0 (74 pts)
Goals For	481
Goals Against	371
Shutouts	11, last - 1/2/1999 (1-0; Richter)

LONGEST RANGER STREAKS

Winning Streak	7 (2x), last - 3/27/1987 - 3/20/1989
Unbeaten/Point Streak	10, 12/8/1976 - 1/9/1979 (8-0-2)
Losing Streak	4 (2x), last - 2/16/09 - 11/7/10

GAME HIGHS

Goals For	9, 1/5/1972 (9-1)
Goals Against	7 (2x), last - 10/29/1986 (2-7)

FIRST TIME

First Game	11/26/1967 at MSG (1-0)
First Game at St. Louis	1/13/1968 (3-1)
First Ranger Win	11/26/1967 at MSG (1-0)

LAST TIME

Last Ranger Win at MSG	11/12/2015 (6-3)
Last Ranger Win at St. Louis	2/25/2016 (2-1)
Last Blue Win at MSG	11/3/2014 (4-3, SO)
Last Blue Win at St. Louis	10/12/2013 (5-3)

PLAYOFFS

Series	1 (1-0)
Overall	4-2-0
Goals For	29
Goals Against	22
Last Meeting	1981, Quarterfinals (W, 4-2)

LAST RANGER TRADE WITH ST. LOUIS

June 25, 2011 - Rangers acquired a third round pick in the 2011 NHL Entry Draft (Steven Fogarty) in exchange for Evgeny Grachev.

2015-16 RANGERS VS. BLUES

OVERALL RECORD: 2-0-0	AT NEW YORK: 1-0-0				AT ST. LOUIS: 1-0-0		
	GP	W	L	OT	GF	GA	PTS
Rangers	2	2	0	0	8	4	4
Blues	2	0	2	0	4	8	0

DATE	RESULT/SITE	GOALTENDERS
Nov. 12	Rangers 6, Blues 3 at MSG	Lundqvist, Allen/Elliott
Feb. 25	Rangers 2, Blues 1 at St. Louis	Lundqvist, Allen



The Rangers tied a single-game franchise record when 16 different players tallied a point in the team's 8-2 win against Tampa Bay on January 19, 2010 at MSG. Chris Drury tallied the game-winning goal in the contest.



TAMPA BAY LIGHTNING

2016-17 REGULAR SEASON SCHEDULE

DATE	SITE	TIME (ET)	TV
Oct. 30	MSG	7:00 p.m.	MSG
Mar. 6	Tampa Bay	7:30 p.m.	MSG+
Mar. 13	MSG	7:00 p.m.	MSG

ALL-TIME RECORD

Overall	45-35-5-7 (102 pts)
Home Record	25-16-2-4 (56 pts)
Road Record	20-19-3-3 (46 pts)
Goals For	289
Goals Against	273
Shutouts	4, last - 4/2/2010 (5-0; Lundqvist)

LONGEST RANGER STREAKS

Winning Streak	4, 10/4/2008 - 11/26/2008
Unbeaten/Point Streak	7, 2/2/1995 - 2/11/1996 (5-0-2)
Losing Streak	7, 3/7/1996 - 4/11/1997

GAME HIGHS

Goals For	10, 11/10/1998 (10-2)
Goals Against	6 (3x), last - 12/1/2014 (3-6)

FIRST TIME

First Game	11/9/1992 at MSG (1-5)
First Game at Tampa Bay	12/11/1992 (5-4)
First Ranger Win	12/9/1992 at MSG (6-5)

LAST TIME

Last Ranger Win at MSG	4/5/2016 (3-2)
Last Ranger Win at Tampa Bay	12/30/2015 (5-2)
Last Lightning Win at MSG	12/1/2014 (6-3)
Last Lightning Win at Tampa Bay	11/19/2015 (2-1)

PLAYOFFS

Series	1 (0-1)
Overall	3-4-0
Goals For	21
Goals Against	21
Last Meeting	2015, Conference Final (L, 3-4)

LAST RANGER TRADE WITH TAMPA BAY

June 1, 2015 - Rangers acquired a seventh round pick in the 2015 NHL Entry Draft (later traded) in exchange for Daniel Walcott.

2015-16 RANGERS VS. LIGHTNING

OVERALL RECORD: 2-1-0	AT NEW YORK: 1-0-0				AT TAMPA BAY: 1-1-0		
	GP	W	L	OT	GF	GA	PTS
Rangers	3	2	1	0	9	6	4
Lightning	3	1	2	0	6	9	2

DATE	RESULT/SITE	GOALTENDERS
Nov. 19	Rangers 1, Lightning 2 at Tampa Bay	Lundqvist, Bishop
Dec. 30	Rangers 5, Lightning 2 at Tampa Bay	Lundqvist, Bishop
Apr. 5	Rangers 3, Lightning 2 at MSG	Lundqvist, Vasilevskiy



The Rangers have defeated the Maple Leafs in the Stanley Cup Finals twice in franchise history (1933 and 1940).

TORONTO MAPLE LEAFS



2016-17 REGULAR SEASON SCHEDULE

DATE	SITE	TIME (ET)	TV
Jan. 13	MSG	7:00 p.m.	MSG
Jan. 19	Toronto	7:30 p.m.	MSG
Feb. 23	Toronto	7:30 p.m.	MSG

ALL-TIME RECORD

Overall	228-275-95-7 (558 pts)
Home Record	132-112-56-4 (324 pts)
Road Record	96-163-39-3 (234 pts)
Goals For	1,749
Goals Against	1,915
Shutouts	36, last - 1/14/2012 (3-0; Biron)

LONGEST RANGER STREAKS

Winning Streak	8, 12/4/1993 - 2/26/1998
Unbeaten/Point Streak	10, 12/4/1993 - 12/7/1998 (9-0-1)
Losing Streak	7 (3x), last - 11/25/1961 - 2/17/1962

GAME HIGHS

Goals For	8 (7x), last - 3/14/1990 (8-2)
Goals Against	14, 3/16/1957 (1-14)

FIRST TIME

First Game	11/20/1926 at Toronto (5-1)
First Game at MSG	1/13/1927 (1-1)
First Ranger Win	11/20/1926 at Toronto (5-1)

LAST TIME

Last Ranger Win at MSG	11/15/2015 (4-3)
Last Ranger Win at Toronto	2/18/2016 (4-2)
Last Maple Leaf Win at MSG	10/12/2014 (6-3)
Last Maple Leaf Win at Toronto	11/8/2014 (5-4)

PLAYOFFS

Series	8 (5-3)
Overall	19-16-0
Goals For	86
Goals Against	86
Last Meeting	1971, Quarterfinals (W, 4-2)

LAST RANGER TRADE WITH TORONTO

February 28, 2011 - Rangers acquired John Mitchell in exchange for a seventh round pick in the 2012 NHL Entry Draft (Viktor Loov).

2015-16 RANGERS VS. MAPLE LEAFS

OVERALL RECORD: 3-0-0	AT NEW YORK: 2-0-0				AT TORONTO: 1-0-0		
	GP	W	L	OT	GF	GA	PTS
Rangers	3	3	0	0	11	6	6
Maple Leafs	3	0	3	0	6	11	0

DATE	RESULT/SITE	GOALTENDERS
Oct. 30	Rangers 3, Maple Leafs 1 at MSG	Lundqvist, Bernier
Nov. 15	Rangers 4, Maple Leafs 3 at MSG	Raanta, Bernier
Feb. 18	Rangers 4, Maple Leafs 2 at Toronto	Raanta, Bernier



Mike Richter established a single-game franchise record for saves by a goaltender with 59 on January 31, 1991 against Vancouver.



VANCOUVER CANUCKS

2016-17 REGULAR SEASON SCHEDULE

DATE	SITE	TIME (ET)	TV
Nov. 8	MSG	7:00 p.m.	MSG
Nov. 15	Vancouver	10:00 p.m.	MSG

ALL-TIME RECORD

Overall	77-31-8-1 (163 pts)
Home Record	41-13-5-1 (88 pts)
Road Record	36-18-3-0 (75 pts)
Goals For	473
Goals Against	331
Shutouts	5, last - 10/18/2011 (4-0; Lundqvist)

LONGEST RANGER STREAKS

Winning Streak	11, 1/17/1978 - 10/22/1980
Unbeaten/Point Streak	13, 10/16/1988 - 1/11/1993 (10-0-3)
Losing Streak	5, 10/2/1999 - 11/16/2002

GAME HIGHS

Goals For	9, 2/16/1974 (9-4)
Goals Against	7 (2x), last - 3/8/1983 (3-7)

FIRST TIME

First Game	12/6/1970 at MSG (4-1)
First Game at Vancouver	12/8/1970 (1-4)
First Ranger Win	12/6/1970 at MSG (4-1)

LAST TIME

Last Ranger Win at MSG	1/19/2016 (3-2, OT)
Last Ranger Win at Vancouver	12/13/2014 (5-1)
Last Canuck Win at MSG	2/19/2015 (5-4, SO)
Last Canuck Win at Vancouver	12/9/2015 (2-1)

PLAYOFFS

Series	1 (1-0)
Overall	4-3-0
Goals For	21
Goals Against	19
Last Meeting	1994, Stanley Cup Finals (W, 4-3)

LAST RANGER TRADE WITH VANCOUVER

January 8, 2016 - Rangers acquired Nicklas Jensen and a sixth round pick in the 2017 NHL Entry Draft in exchange for Emerson Etem.

2015-16 RANGERS VS. CANUCKS

OVERALL RECORD: 1-1-0	AT NEW YORK: 1-0-0				AT VANCOUVER: 0-1-0		
	GP	W	L	OT	GF	GA	PTS
Rangers	2	1	1	0	4	4	2
Canucks	2	1	0	1	4	4	3

DATE	RESULT/SITE	GOALTENDERS
Dec. 9	Rangers 1, Canucks 2 at Vancouver	Lundqvist, Miller
Jan. 19	Rangers 3, Canucks 2 (OT) at MSG	Lundqvist, Miller



Steve Vickers established a single-game franchise record with seven points (three goals, four assists) as the Rangers defeated the Capitals, 11-4, on February 18, 1976 at MSG.

WASHINGTON CAPITALS



2016-17 REGULAR SEASON SCHEDULE

DATE	SITE	TIME (ET)	TV
Oct. 22	Washington	7:00 p.m.	MSG
Feb. 19	MSG	12:30 p.m.	NBC
Feb. 28	MSG	7:00 p.m.	MSG
Apr. 5	Washington	8:00 p.m.	NBCSN

ALL-TIME RECORD

Overall	94-91-18-7 (213 pts)
Home Record	51-41-9-4 (115 pts)
Road Record	43-50-9-3 (98 pts)
Goals For	711
Goals Against	718
Shutouts	9, last - 10/16/2013 (2-0; Lundqvist)

LONGEST RANGER STREAKS

Winning Streak	4 (4x), last - 12/12/2010 - 11/25/2011
Unbeaten/Point Streak	6, 12/30/2006 - 2/10/2008 (4-0-2)
Losing Streak	5 (3x), last - 12/12/2007 - 1/3/2009

GAME HIGHS

Goals For	11 (2x), last - 3/24/1978 (11-2)
Goals Against	8 (4x), last - 12/4/1992 (4-8)

FIRST TIME

First Game	10/9/1974 at MSG (6-3)
First Game at Washington	12/12/1974 (6-6)
First Ranger Win	10/9/1974 at MSG (6-3)

LAST TIME

Last Ranger Win at MSG	11/3/2015 (5-2)
Last Ranger Win at Washington	3/4/2016 (3-2)
Last Capital Win at MSG	1/9/2016 (4-3, OT)
Last Capital Win at Washington	1/17/2016 (5-2)

PLAYOFFS

Series	9 (5-4)
Overall	27-28-0
Goals For	134
Goals Against	144
Last Meeting	2015, Second Round (W, 4-3)

LAST RANGER TRADE WITH WASHINGTON

February 28, 2016 - Rangers acquired Chris Brown in exchange for Ryan Bourque.

2015-16 RANGERS VS. CAPITALS

OVERALL RECORD: 2-2-1	AT NEW YORK: 1-1-1				AT WASHINGTON: 1-1-0		
	GP	W	L	OT	GF	GA	PTS
Rangers	5	2	2	1	16	20	5
Capitals	5	3	2	0	20	16	6

DATE

RESULT/SITE

Nov. 3	Rangers 5, Capitals 2 at MSG
Dec. 20	Rangers 3, Capitals 7 at MSG
Jan. 9	Rangers 3, Capitals 4 (OT) at MSG
Jan. 17	Rangers 2, Capitals 5 at Washington
Mar. 4	Rangers 3, Capitals 2 at Washington

GOALTENDERS

Lundqvist, Holty
Lundqvist/Hellberg, Holty
Lundqvist, Holty
Raanta, Holty/Grubauer
Raanta, Holty



The last playoff series in which the Rangers swept their opponent was the Eastern Conference Quarterfinals in 2007 against the Atlanta Thrashers.



WINNIPEG JETS

2016-17 REGULAR SEASON SCHEDULE

DATE	SITE	TIME (ET)	TV
Nov. 6	MSG	7:00 p.m.	MSG
Dec. 8	Winnipeg	8:00 p.m.	MSG

ALL-TIME RECORD*

Overall	26-20-1-10 (63 pts)
Home Record	10-12-1-6 (27 pts)
Road Record	16-8-0-4 (36 pts)
Goals For	162
Goals Against	162
Shutouts	6, last - 11/1/2014 (0-1, SO; Lundqvist)

LONGEST RANGER STREAKS

Winning Streak	5, 10/17/1999 - 10/7/2000
Unbeaten/Point Streak	7, 3/9/2004 - 11/28/2006 (4-0-3)
Losing Streak	5 (3x), last - 2/3/2009 - 1/7/2010

GAME HIGHS

Goals For	6 (5x), last - 11/24/2005 (6-3)
Goals Against	7 (2x), last - 11/28/2002 (4-7)

FIRST TIME*

First Game	10/17/1999 at MSG (4-1)
First Game at Atlanta	1/24/2000 (6-0)
First Ranger Win	10/17/1999 at MSG (4-1)

LAST TIME

Last Ranger Win at MSG	4/1/2013 (4-2)
Last Ranger Win at Winnipeg	3/31/2015 (3-2)
Last Jet Win at MSG	10/13/2015 (4-1)
Last Jet Win at Winnipeg	12/18/2015 (5-2)

PLAYOFFS

Series	1 (1-0)
Overall	4-0-0
Goals For	17
Goals Against	6
Last Meeting	2007, Conference Quarterfinals (W, 4-0)

LAST RANGER TRADE WITH WINNIPEG

March 1, 2015 - Rangers acquired Carl Klingberg in exchange for Lee Stempniak.

*Includes games against the Atlanta Thrashers from 1999-00 - 2010-11

2015-16 RANGERS VS. JETS

	OVERALL RECORD: 0-2-0				AT NEW YORK: 0-1-0			AT WINNIPEG: 0-1-0		
	GP	W	L	OT	GF	GA	PTS			
Rangers	2	0	2	0	3	9	0			
Jets	2	2	0	0	9	3	4			

DATE	RESULT/SITE	GOALTENDERS
Oct. 13	Rangers 1, Jets 4 at MSG	Lundqvist, Hutchinson
Dec. 18	Rangers 2, Jets 5 at Winnipeg	Lundqvist, Hellebuyck



2016 PLAYOFFS



RANGERS VS. PENGUINS, FIRST ROUND



OVERALL RECORD: 1-4	AT NEW YORK: 0-2			AT PITTSBURGH: 1-2	
	GP	W	L	GF	GA
Rangers	5	1	4	10	21
Penguins	5	4	1	21	10

DATE	RESULT/SITE	GOALTENDERS
Apr. 13	Rangers 2, Penguins 5 at Pittsburgh	Lundqvist/Raanta, Zatkoff
Apr. 16	Rangers 4, Penguins 2 at Pittsburgh	Lundqvist, Zatkoff
Apr. 19	Rangers 1, Penguins 3 at MSG	Lundqvist, Murray
Apr. 21	Rangers 0, Penguins 5 at MSG	Lundqvist/Raanta, Murray
Apr. 23	Rangers 3, Penguins 6 at Pittsburgh	Lundqvist/Raanta, Murray

SCORING

RANGERS	GP	G	A	PTS	+/-	PIM	S	PENGUINS	GP	G	A	PTS	+/-	PIM	S
Nash	5	2	2	4	E	4	10	Crosby	5	3	5	8	2	2	12
Brassard	5	1	3	4	-1	0	11	Malkin	4	2	5	7	-1	4	10
Miller	5	0	3	3	-3	4	4	Kessel	5	3	3	6	-2	0	20
Skjei	5	0	2	2	1	2	6	Hornqvist	5	3	2	5	2	4	18
M. Staal	5	0	2	2	-1	4	5	Letang	5	1	4	5	4	4	11
Stepan	5	2	0	2	E	0	20	Bonino	5	0	5	5	2	2	3
Kreider	5	2	0	2	1	6	10	Cullen	5	2	1	3	2	0	6
Zuccarello	5	1	1	2	-2	4	12	Sheary	5	2	1	3	3	6	10
Yandle	5	1	0	1	-4	2	16	Rust	4	2	1	3	4	2	5
Klein	5	0	1	1	-3	7	8	Kuhnhackl	5	1	2	3	2	0	4
Boyle	4	0	1	1	E	0	5	Daley	5	0	3	3	1	8	12
Diaz	1	0	1	1	-1	0	2	Fehr	5	1	0	1	-1	2	7
Moore	5	1	0	1	E	6	5	Hagelin	5	1	0	1	-1	4	8
Fast	5	0	1	1	-2	0	6	Cole	5	0	1	1	3	2	4
Girardi	2	0	1	1	-2	0	2	Dumoulin	5	0	1	1	1	2	5
McDonagh	3	0	0	0	-1	0	3	Lovejoy	5	0	1	1	2	2	5
Lindberg	2	0	0	0	-1	2	5	Kunitz	5	0	0	0	1	9	7
E. Staal	5	0	0	0	-7	4	7	Maatta	5	0	0	0	E	0	5
Stalberg	5	0	0	0	-2	6	11	Schultz	1	0	0	0	E	0	1
Hayes	3	0	0	0	-1	4	3	Sundqvist	1	0	0	0	E	0	0
Glass	4	0	0	0	E	4	2								
McIlrath	1	0	0	0	1	0	1								

GOALTENDING

	GP	W	L	GAA	SV%	GA	MINS		GP	W	L	GAA	SV%	GA	MINS
Lundqvist	5	1	3	4.39	.867	15	204:49	Murray	3	3	0	1.33	.955	4	179:59
Raanta	3	0	1	2.56	.895	4	93:50	Zatkoff	2	1	1	3.07	.908	6	117:13

Rangers Power Play: 2-for-19 (10.5%)

Power Play Goals: Kreider, Stepan

Shorthanded Goals: Nash

Game-Winning Goals: Zuccarello

GOALS BY PERIOD	1ST	2ND	3RD	OT	TOTAL
Rangers	2	4	4	-	10
Penguins	6	8	7	-	21

Last Playoff Win at MSG: 4/24/15 (2-1, OT)

Last Playoff Win at PIT: 4/16/16 (4-2)

Penguins Power Play: 8-for-21 (38.1%)

Power Play Goals: Kessel (3), Crosby (2), Malkin (2), Hornqvist

Shorthanded Goals: Kuhnhackl

Game-Winning Goals: Cullen (2), Fehr, Kuhnhackl

SHOTS BY PERIOD	1ST	2ND	3RD	OT	TOTAL
Rangers	50	48	56	-	154
Penguins	54	54	45	-	153

Last Playoff Win at MSG: 4/21/16 (5-0)

Last Playoff Win at PIT: 4/23/16 (6-3)

2016 FINAL RANGERS PLAYOFF SCORING

POS.	NO.	PLAYER	GP	G	A	PTS	+/-	PIM	PPG	SHG	GWG	OT	S	S%
LW	61	Rick Nash	5	2	2	4	E	4	0	1	0	0	10	20.0
C	16	Derick Brassard	5	1	3	4	-1	0	0	0	0	0	11	9.1
C	10	J.T. Miller	5	0	3	3	-3	4	0	0	0	0	4	0.0
D	76	Brady Skjei	5	0	2	2	1	2	0	0	0	0	6	0.0
D	18	Marc Staal	5	0	2	2	-1	4	0	0	0	0	5	0.0
C	21	Derek Stepan	5	2	0	2	E	0	1	0	0	0	20	10.0
LW	20	Chris Kreider	5	2	0	2	1	6	1	0	0	0	10	20.0
RW	36	Mats Zuccarello	5	1	1	2	-2	4	0	0	1	0	12	8.3
D	93	Keith Yandle	5	1	0	1	-4	2	0	0	0	0	16	6.3
D	8	Kevin Klein	5	0	1	1	-3	7	0	0	0	0	8	0.0
D	22	Dan Boyle	4	0	1	1	E	0	0	0	0	0	5	0.0
D	33	Raphael Diaz	1	0	1	1	-1	0	0	0	0	0	2	0.0
C	28	Dominic Moore	5	1	0	1	E	6	0	0	0	0	5	20.0
RW	19	Jesper Fast	5	0	1	1	-2	0	0	0	0	0	6	0.0
D	5	Dan Girardi	2	0	1	1	-2	0	0	0	0	0	2	0.0
D	27	Ryan McDonagh	3	0	0	0	-1	0	0	0	0	0	3	0.0
C	24	Oscar Lindberg	2	0	0	0	-1	2	0	0	0	0	5	0.0
C	12	Eric Staal	5	0	0	0	-7	4	0	0	0	0	7	0.0
LW	25	Viktor Stalberg	5	0	0	0	-2	6	0	0	0	0	11	0.0
C	13	Kevin Hayes	3	0	0	0	-1	4	0	0	0	0	3	0.0
LW	15	Tanner Glass	4	0	0	0	E	4	0	0	0	0	2	0.0
D	6	Dylan McIlrath	1	0	0	0	1	0	0	0	0	0	1	0.0
G	30	Henrik Lundqvist	5	0	0	0	-	0	0	0	0	0	0	0.0
G	32	Antti Raanta	3	0	0	0	-	0	0	0	0	0	0	0.0

GOALTENDING

NO.	GOALTENDER	GP	W	L	GAA	SV%	SO	GA	SA	SV	MIN	G	A	PIM
30	Henrik Lundqvist	5	1	3	4.39	.867	0	15	113	98	204:49	0	0	0
32	Antti Raanta	3	0	1	2.56	.895	0	4	38	34	93:50	0	0	0

2016 STANLEY CUP PLAYOFFS

STANLEY CUP FINAL

PITTSBURGH PENGUINS VS. SAN JOSE SHARKS (PITTSBURGH WON SERIES 4-2)

Mon.	May 30	SJS	2	at	PIT	3	
Wed.	June 1	SJS	1	at	PIT	2	(OT)
Sat.	June 4	PIT	2	at	SJS	3	(OT)
Mon.	June 6	PIT	3	at	SJS	1	
Thu.	June 9	SJS	4	at	PIT	2	
Sun.	June 12	PIT	3	at	SJS	1	

CONFERENCE FINALS

EASTERN CONFERENCE

PITTSBURGH VS. TAMPA BAY (PITTSBURGH WON SERIES 4-3)

Fri.	May 13	TBL	3	at	PIT	1	
Mon.	May 16	TBL	2	at	PIT	3	(OT)
Wed.	May 18	PIT	4	at	TBL	2	
Fri.	May 20	PIT	3	at	TBL	4	
Sun.	May 22	TBL	4	at	PIT	3	(OT)
Tue.	May 24	PIT	5	at	TBL	2	
Thu.	May 26	TBL	1	at	PIT	2	

WESTERN CONFERENCE

ST. LOUIS VS. SAN JOSE (SAN JOSE WON SERIES 4-2)

Sun.	May 15	SJS	1	at	STL	2	
Tue.	May 17	SJS	4	at	STL	0	
Thu.	May 19	STL	0	at	SJS	3	
Sat.	May 21	STL	6	at	SJS	3	
Mon.	May 23	SJS	6	at	STL	3	
Wed.	May 25	STL	2	at	SJS	5	

SECOND ROUND

EASTERN CONFERENCE

WASHINGTON VS. PITTSBURGH (PITTSBURGH WON SERIES 4-2)

Thu.	Apr. 28	PIT	3	at	WSH	4	(OT)
Sat.	Apr. 30	PIT	2	at	WSH	1	
Mon.	May 2	WSH	2	at	PIT	3	
Wed.	May 4	WSH	2	at	PIT	3	(OT)
Sat.	May 7	PIT	1	at	WSH	3	
Tue.	May 10	WSH	3	at	PIT	4	(OT)

WESTERN CONFERENCE

DALLAS VS. ST. LOUIS (ST. LOUIS WON SERIES 4-3)

Fri.	Apr. 29	STL	1	at	DAL	2	
Sun.	May 1	STL	4	at	DAL	3	(OT)
Tue.	May 3	DAL	1	at	STL	6	
Thu.	May 5	DAL	3	at	STL	2	(OT)
Sat.	May 7	STL	4	at	DAL	1	
Mon.	May 9	DAL	3	at	STL	2	
Wed.	May 11	STL	6	at	DAL	1	

TAMPA BAY VS. NEW YORK ISLANDERS (TAMPA BAY WON SERIES 4-1)

Wed.	Apr. 27	NYI	5	at	TBL	3	
Sat.	Apr. 30	NYI	1	at	TBL	4	
Tue.	May 3	TBL	5	at	NYI	4	(OT)
Fri.	May 6	TBL	2	at	NYI	1	(OT)
Sun.	May 8	NYI	0	at	TBL	4	

SAN JOSE VS. NASHVILLE (SAN JOSE WON SERIES 4-3)

Fri.	Apr. 29	NSH	2	at	SJS	5	
Sun.	May 1	NSH	2	at	SJS	3	
Tue.	May 3	SJS	1	at	NSH	4	
Thu.	May 5	SJS	3	at	NSH	4	(3 OT)
Sat.	May 7	NSH	1	at	SJS	5	
Mon.	May 9	SJS	3	at	NSH	4	(OT)
Thu.	May 12	NSH	0	at	SJS	5	

FIRST ROUND

EASTERN CONFERENCE

NEW YORK RANGERS VS. PITTSBURGH (PITTSBURGH WON SERIES 4-1)

Wed.	Apr. 13	NYR	2	at	PIT	5	
Sat.	Apr. 16	NYR	4	at	PIT	2	
Tue.	Apr. 19	PIT	3	at	NYR	1	
Thu.	Apr. 21	PIT	5	at	NYR	0	
Sat.	Apr. 23	NYR	3	at	PIT	6	

WASHINGTON VS. PHILADELPHIA (WASHINGTON WON SERIES 4-2)

Thu.	Apr. 14	PHI	0	at	WSH	2	
Sat.	Apr. 16	PHI	1	at	WSH	4	
Mon.	Apr. 18	WSH	6	at	PHI	1	
Wed.	Apr. 20	WSH	1	at	PHI	2	
Fri.	Apr. 22	PHI	2	at	WSH	0	
Sun.	Apr. 24	WSH	1	at	PHI	0	

FLORIDA VS. NEW YORK ISLANDERS (NEW YORK WON SERIES 4-2)

Thu.	Apr. 14	NYI	5	at	FLA	4	
Fri.	Apr. 15	NYI	1	at	FLA	3	
Sun.	Apr. 17	FLA	3	at	NYI	4	(OT)
Wed.	Apr. 20	FLA	2	at	NYI	1	
Fri.	Apr. 22	NYI	2	at	FLA	1	(2 OT)
Sun.	Apr. 24	FLA	1	at	NYI	2	(2 OT)

TAMPA BAY VS. DETROIT (TAMPA BAY WON SERIES 4-1)

Wed.	Apr. 13	DET	2	at	TBL	3	
Fri.	Apr. 15	DET	2	at	TBL	5	
Sun.	Apr. 17	TBL	0	at	DET	2	
Tue.	Apr. 19	TBL	3	at	DET	2	
Thu.	Apr. 21	DET	0	at	TBL	1	

WESTERN CONFERENCE

DALLAS VS. MINNESOTA (DALLAS WON SERIES 4-2)

Thu.	Apr. 14	MIN	0	at	DAL	4	
Sat.	Apr. 16	MIN	1	at	DAL	2	
Mon.	Apr. 18	DAL	3	at	MIN	5	
Wed.	Apr. 20	DAL	3	at	MIN	2	
Fri.	Apr. 22	MIN	5	at	DAL	4	(OT)
Sun.	Apr. 24	DAL	5	at	MIN	4	

ST. LOUIS VS. CHICAGO (ST. LOUIS WON SERIES 4-3)

Wed.	Apr. 13	CHI	0	at	STL	1	(OT)
Fri.	Apr. 15	CHI	3	at	STL	2	
Sun.	Apr. 17	STL	3	at	CHI	2	
Tue.	Apr. 19	STL	4	at	CHI	3	
Thu.	Apr. 21	CHI	4	at	STL	3	(2 OT)
Sat.	Apr. 23	STL	3	at	CHI	6	
Mon.	Apr. 25	CHI	2	at	STL	3	

ANAHEIM VS. NASHVILLE (NASHVILLE WON SERIES 4-3)

Fri.	Apr. 15	NSH	3	at	ANA	2	
Sun.	Apr. 17	NSH	3	at	ANA	2	
Tue.	Apr. 19	ANA	3	at	NSH	0	
Thu.	Apr. 21	ANA	4	at	NSH	1	
Sat.	Apr. 23	NSH	2	at	ANA	5	
Mon.	Apr. 25	ANA	1	at	NSH	3	
Wed.	Apr. 27	NSH	2	at	ANA	1	

LOS ANGELES VS. SAN JOSE (SAN JOSE WON SERIES 4-1)

Thu.	Apr. 14	SJS	4	at	LAK	3	
Sat.	Apr. 16	SJS	2	at	LAK	1	
Mon.	Apr. 18	LAK	2	at	SJS	1	(OT)
Wed.	Apr. 20	LAK	2	at	SJS	3	
Fri.	Apr. 22	SJS	6	at	LAK	3	



CAREER RECORDS

ALL-TIME SCORING LIST

PLAYER	GAMES PLAYED	GOALS	ASSISTS	POINTS	PIM
1. Rod Gilbert (RW)	1,065	406	615	1,021	508
2. Brian Leetch (D)	1,129	240	741	981	525
3. Jean Ratelle (C)	862	336	481	817	192
4. Andy Bathgate (RW)	719	272	457	729	444
5. Mark Messier (C)	698	250	441	691	667
6. Walt Tkaczuk (C)	945	227	451	678	556
7. Ron Greschner (D)	982	179	431	610	1,226
8. Steve Vickers (LW)	698	246	340	586	330
9. Vic Hadfield (LW)	839	262	310	572	1,036
10. Adam Graves (LW)	772	280	227	507	810
11. Don Maloney (LW)	653	195	307	502	739
12. Camille Henry (C)	637	256	222	478	78
13. James Patrick (D)	671	104	363	467	541
14. Dean Prentice (LW)	666	186	236	422	263
15. Frank Boucher (C)	533	152	261	413	115
16. Phil Esposito (C)	422	184	220	404	263
17. Anders Hedberg (RW)	465	172	225	397	144
18. Tomas Sandstrom (RW)	407	173	207	380	563
19. Brad Park (D)	465	95	283	378	738
20. Andy Hebenton (RW)	560	177	191	368	75
21. Bill Cook (RW)	474	229	138	367	386
22. Bryan Hextall, Sr. (RW)	449	187	175	362	227
23. Bill Fairbairn (RW)	536	138	224	362	161
24. Phil Watson (RW)	546	127	233	360	471
25. Petr Nedved (C)	478	149	202	351	312
26. Harry Howell (D)	1,160	82	263	345	1,147
27. Bob Nevin (RW)	505	168	174	342	105
28. Ron Duguay (C)	499	164	176	340	370
29. Lynn Patrick (LW)	455	145	190	335	240
30. Alex Kovalev (RW)	492	142	188	330	533
31. Phil Goyette (C)	397	98	231	329	51
32. Don Raleigh (C)	535	101	219	320	96
33. Jaromir Jagr (RW)	277	124	195	319	220
34. Mark Pavelich (C)	341	133	185	318	326
35. Pete Stenkowski (C)	496	113	204	317	379
36. Reijo Ruotsalainen (D)	389	99	217	316	154
37. Mike Rogers (C)	316	117	191	308	142
38. Derek Stepan (C)	434	111	194	305	114
39. Kelly Kisio (C)	336	110	195	305	415
40. Jim Neilson (D)	810	60	238	298	766
41. Dave Maloney (D)	605	70	225	295	1,113
42. Fred "Bun" Cook (LW)	433	154	139	293	436
43. Mike Gartner (RW)	322	173	113	286	231
44. Cecil Dillon (RW)	409	160	121	281	93
45. Edgar Laprade (C)	500	108	172	280	42
46. Bill Gadsby (D)	457	58	213	271	413
47. Don Marshall (LW)	479	129	141	270	40
48. Neil Colville (C)	464	99	166	265	213
49. Earl Ingarfield (C)	527	122	142	264	201
50. Pat Hickey (LW)	370	128	129	257	216

ALL-TIME LEADERS

GAMES PLAYED

PLAYER	TOTAL
Harry Howell (D)	1,160
Brian Leetch (D)	1,129
Rod Gilbert (RW)	1,065
Ron Greschner (D)	982
Walt Tkaczuk (C)	945
Jean Ratelle (C)	862
Vic Hadfield (LW)	839
Jim Neilson (D)	810
Adam Graves (LW)	772
Dan Girardi (D)	725
Andy Bathgate (RW)	719

GOALS

Rod Gilbert (RW)	406
Jean Ratelle (C)	336
Adam Graves (LW)	280
Andy Bathgate (RW)	272
Vic Hadfield (LW)	262
Camille Henry (C)	256
Mark Messier (C)	250
Steve Vickers (LW)	246
Brian Leetch (D)	240
Bill Cook (RW)	229
Walt Tkaczuk (C)	227
Don Maloney (LW)	195

ASSISTS

Brian Leetch (D)	741
Rod Gilbert (RW)	615
Jean Ratelle (C)	481
Andy Bathgate (RW)	457
Walt Tkaczuk (C)	451
Mark Messier (C)	441
Ron Greschner (D)	431
James Patrick (D)	363
Steve Vickers (LW)	340
Vic Hadfield (LW)	310
Don Maloney (LW)	307
Brad Park (D)	283

PENALTY MINUTES

Ron Greschner (D)	1,226
Jeff Beukeboom (D)	1,157
Harry Howell (D)	1,147
Dave Maloney (D)	1,113
Vic Hadfield (LW)	1,036
Nick Fotiu (LW)	970
Lou Fontinato (D)	939
Adam Graves (LW)	810
Ching Johnson (D)	798
Barry Beck (D)	775
Jim Neilson (D)	766
Don Maloney (LW)	739

GOALS BY A DEFENSEMAN

Brian Leetch	240
Ron Greschner	179
James Patrick	104
Reijo Ruotsalainen	99
Brad Park	95
Harry Howell	82
Dave Maloney	70
Barry Beck	66
Jim Neilson	60
Bill Gadsby	58
Carol Vadnais	56
Ott Heller	55

ASSISTS BY A DEFENSEMAN

PLAYER	TOTAL
Brian Leetch	741
Ron Greschner	431
James Patrick	363
Brad Park	283
Harry Howell	263
Jim Neilson	238
Dave Maloney	225
Reijo Ruotsalainen	217
Bill Gadsby	213
Rod Seiling	198
Carol Vadnais	190

POINTS BY A DEFENSEMAN

Brian Leetch	981
Ron Greschner	610
James Patrick	467
Brad Park	378
Harry Howell	345
Reijo Ruotsalainen	316
Jim Neilson	298
Dave Maloney	295
Bill Gadsby	271
Rod Seiling	248
Carol Vadnais	246
Barry Beck	239

WINS

Henrik Lundqvist	374
Mike Richter	301
Ed Giacomin	266
Lorne Worsley	204
John Vanbiesbrouck	200
Dave Kerr	157
Chuck Rayner	123
Gilles Villemure	98
John Davidson	93

SHUTOUTS

Henrik Lundqvist	59
Ed Giacomin	49
Dave Kerr	40
John Ross Roach	30
Mike Richter	24
Lorne Worsley	24
Chuck Rayner	24
Lorne Chabot	21

APPEARANCES

Henrik Lundqvist	685
Mike Richter	666
Lorne Worsley	582
Ed Giacomin	538
John Vanbiesbrouck	449
Chuck Rayner	376
Dave Kerr	324

SAVES

Henrik Lundqvist	17,805
Mike Richter	17,379
John Vanbiesbrouck	11,715
John Davidson	4,099
Glen Hanlon	3,710
Glenn Healy	2,526
Mike Dunham	2,498
Bob Froese	2,296
Wayne Thomas	2,240
Doug Soetaert	2,203

SINGLE SEASON LEADERS

GOALS		
PLAYER	YEAR	TOTAL
Jaromir Jagr	2005-06	54
Adam Graves	1993-94	52
Vic Hadfield	1971-72	50
Mike Gartner	1990-91	49
Pierre Larouche	1983-84	48
Mark Messier	1995-96	47
Jean Ratelle	1971-72	46
Mike Gartner	1992-93	45
Rod Gilbert	1971-72	43
John Ogradnick	1989-90	43
Phil Esposito	1978-79	42
Marian Gaborik	2009-10	42
Rick Nash	2014-15	42

ASSISTS		
Brian Leetch	1991-92	80
Sergei Zubov	1993-94	77
Brian Leetch	1990-91	72
Mark Messier	1991-92	72
Wayne Gretzky	1996-97	72
Brian Leetch	1995-96	70
Jaromir Jagr	2005-06	69
Wayne Gretzky	1997-98	67
Mark Messier	1992-93	66
Jaromir Jagr	2006-07	66
Mike Rogers	1981-82	65
Jean Ratelle	1971-72	63
Rod Gilbert	1974-75	61

POINTS		
Jaromir Jagr	2005-06	123
Jean Ratelle	1971-72	109
Mark Messier	1991-92	107
Vic Hadfield	1971-72	106
Mike Rogers	1981-82	103
Brian Leetch	1991-92	102
Mark Messier	1995-96	99
Rod Gilbert	1971-72	97
Rod Gilbert	1974-75	97
Wayne Gretzky	1996-97	97
Jaromir Jagr	2006-07	96
Jean Ratelle	1972-73	94
Jean Ratelle	1974-75	91
Mark Messier	1992-93	91

PENALTY MINUTES		
Troy Mallette	1989-90	305
Kris King	1989-90	286
Troy Mallette	1990-91	252
Tie Domi	1991-92	246
Barry Beck	1980-81	231
Chris Simon	2003-04	225
Kris King	1991-92	224
Michel Petit	1987-88	223
Jeff Beukeboom	1995-96	220
Theoren Fleury	2001-02	216

POWER PLAY GOALS		
Jaromir Jagr	2005-06	24
Vic Hadfield	1971-72	23
Marcel Dionne	1987-88	22
Mike Gartner	1990-91	22
Phil Esposito	1977-78	21
Adam Graves	1993-94	20
Pierre Larouche	1983-84	19
John Ogradnick	1989-90	19
Brian Leetch	1993-94	17
Pat Verbeek	1995-96	17

SHORTHANDED GOALS		
Theoren Fleury	2000-01	7
Don Maloney	1980-81	5
Mike Rogers	1982-83	5
Mike Gartner	1993-94	5
Mark Messier	1996-97	5
Brandon Prust	2010-11	5
Ron Stewart	1969-70	4
Bill Fairbairn	1971-72	4
Greg Polis	1977-78	4
Tony Granato	1988-89	4
Adam Graves	1991-92	4
Mark Messier	1991-92	4
Adam Graves	1993-94	4
Steve Larmer	1993-94	4
Adam Graves	1996-97	4
Rick Nash	2014-15	4

GOALS BY A ROOKIE		
Tony Granato	1988-89	36
Tony Amonte	1991-92	35
Mark Pavelich	1981-82	33

GOALS BY A ROOKIE (CONT'D)		
PLAYER	YEAR	TOTAL
Don Murdoch	1976-77	32
Darren Turcotte	1989-90	32
Petr Prucha	2005-06	30
Steve Vickers	1972-73	30
Tomas Sandstrom	1984-85	29
Ulf Dahlen	1987-88	29
Wally Hergesheimer	1951-52	26
Mike Allison	1980-81	26
Mike York	1999-00	26

POINTS BY A ROOKIE		
Mark Pavelich	1981-82	76
Brian Leetch	1988-89	71
Tony Amonte	1992-93	69
Darren Turcotte	1988-89	66
Mike Ridley	1985-86	65
Mike Allison	1980-81	64
Tony Granato	1988-89	63
Tomas Sandstrom	1984-85	58
Dejo Ruotsalainen	1981-82	56
Ron Murdoch	1976-77	56

GOALS BY A DEFENSEMAN		
Reijo Ruotsalainen	1984-85	28
Ron Greschner	1980-81	27
Brad Park	1973-74	25
Brad Park	1971-72	24
Ron Greschner	1977-78	24
Brian Leetch	1988-89	23
Brian Leetch	1993-94	23
Brian Leetch	1991-92	22
Ron Greschner	1979-80	21
Brian Leetch	2000-01	21

POINTS BY A DEFENSEMAN		
Brian Leetch	1991-92	102
Sergei Zubov	1993-94	89
Brian Leetch	1990-91	88
Brian Leetch	1995-96	85
Brad Park	1973-74	82
Brian Leetch	1993-94	79
Brian Leetch	2000-01	79
Brian Leetch	1996-97	78
Brad Park	1971-72	73
Reijo Ruotsalainen	1984-85	73
Ron Greschner	1977-78	72

WINS		
Mike Richter	1993-94	42
Henrik Lundqvist	2011-12	39
Henrik Lundqvist	2008-09	38
Ed Giacomin	1968-69	37
Henrik Lundqvist	2006-07	37
Henrik Lundqvist	2007-08	37
Ed Giacomin	1967-68	36
Henrik Lundqvist	2010-11	36
Henrik Lundqvist	2009-10	35
Ed Giacomin	1969-70	35
Henrik Lundqvist	2015-16	35
Mike Richter	1996-97	33
Henrik Lundqvist	2013-14	33
Lorne Worsley	1955-56	32

SHUTOUTS		
John Ross Roach	1928-29	13
Lorne Chabot	1927-28	11
Henrik Lundqvist	2010-11	11
Henrik Lundqvist	2007-08	10
Lorne Chabot	1926-27	10
John Ross Roach	1931-32	9
Ed Giacomin	1966-67	9
Henrik Lundqvist	2011-12	8
Dave Kerr	1935-36	8
Dave Kerr	1937-38	8
Dave Kerr	1939-40	8
Ed Giacomin	1967-68	8
Ed Giacomin	1970-71	8

APPEARANCES		
Henrik Lundqvist	2009-10	73
Henrik Lundqvist	2007-08	72
Mike Richter	1997-98	72
Johnny Bower	1953-54	70
Lorne Worsley	1955-56	70
Ed Giacomin	1968-69	70
Ed Giacomin	1969-70	70
Henrik Lundqvist	2006-07	70
Henrik Lundqvist	2008-09	70
Chuck Rayner	1949-50	69

ALL-TIME SCORING STREAKS

LONGEST ALL-TIME POINT SCORING STREAKS

GAMES	PLAYER	DATE	TOTALS
17	Brian Leetch	Nov. 23 to Dec. 31, 1991	5 goals, 24 assists
16	Mike Rogers	Feb. 14 to Mar. 20, 1982	10 goals, 18 assists
15	Wayne Gretzky	Oct. 6 to Nov. 4, 1996	7 goals, 15 assists
15	Mark Messier	Feb. 5 to Mar. 7, 1992	7 goals, 17 assists
15	Walt Poddubny	Jan. 11 to Feb. 17, 1987	11 goals, 8 assists
14	Carey Wilson	Dec. 26 to Jan. 26, 1989	7 goals, 17 assists
14	Rod Gilbert	Oct. 7 to Nov. 8, 1972	11 goals, 12 assists
14	Theoren Fleury	Dec. 2 to Dec. 31, 2000	6 goals, 15 assists
14	Brian Leetch	Oct. 7 to Nov. 4, 1991	4 goals, 16 assists
14	Reijo Ruotsalainen	Feb. 5 to Mar. 7, 1985	9 goals, 11 assists
13	Scott Gomez	Dec. 6, to Jan. 2, 2008	4 goals, 15 assists
13	Jean Ratelle	Feb. 3 to Feb. 27, 1972	16 goals, 12 assists
13	Jean Ratelle	Mar. 5 to Mar. 30, 1969	12 goals, 10 assists
13	Walt Tkaczuk	Dec. 28 to Jan. 28, 1978	9 goals, 12 assists
13	Andy Bathgate	Dec. 9 to Jan. 5, 1963	12 goals, 6 assists
13	Rod Gilbert	Nov. 8 to Dec. 5, 1968	5 goals, 12 assists

LONGEST ALL-TIME GOAL SCORING STREAKS

GAMES	PLAYER	DATE	TOTALS
10	Andy Bathgate	Dec. 15 to Jan. 5, 1963	11 goals
8	Jean Ratelle	Feb. 12 to Feb. 23, 1972	12 goals
8	Jean Ratelle	Feb. 15 to Mar. 4, 1973	10 goals
8	Phil Esposito	Mar. 22 to Mar. 29, 1978	8 goals
7	Rod Gilbert	Jan. 25 to Feb. 7, 1976	12 goals
7	Pierre Larouche	Feb. 5 to Feb. 24, 1986	10 goals
7	Andy Bathgate	Nov. 8 to Nov. 23, 1958	9 goals
7	Mike Gartner	Mar. 12 to Mar. 27, 1990	8 goals
7	Eddie Johnstone	Mar. 14 to Mar. 28, 1982	8 goals
7	Mike Gartner	Jan. 30 to Feb. 13, 1991	7 goals
7	Rod Gilbert	Jan. 9 to Jan. 23, 1964	7 goals
7	Bryan Hextall	Feb. 25 to Mar. 16, 1941	7 goals

LONGEST ALL-TIME ASSIST STREAKS

GAMES	PLAYER	DATE	TOTALS
15	Brian Leetch	Nov. 29 to Dec. 31, 1991	23 assists
10	Rod Gilbert	Mar. 5 to Mar. 26, 1969	14 assists
9	Brian Leetch	Jan. 3 to Jan. 31, 1996	9 assists
9	Darren Turcotte	Oct. 8 to Oct. 25, 1990	11 assists
9	Jean Ratelle	Oct. 25 to Nov. 8, 1972	10 assists
8	Wayne Gretzky	Jan. 20 to Feb. 4, 1998	9 assists
8	Theoren Fleury	Nov. 7 to Nov. 26, 1999	10 assists
8	Brian Leetch	Nov. 29 to Dec. 11, 1995	9 assists
8	Mark Messier	Apr. 12 to Apr. 26, 1995	19 assists
8	Don Maloney	Mar. 8 to Mar. 24, 1982	12 assists
8	Mark Messier	Feb. 12 to Feb 27, 1993	11 assists
8	Lynn Patrick	Jan. 1 to Jan. 21, 1943	11 assists
8	Mike Rogers	Mar. 4 to Mar. 20, 1982	10 assists
8	Babe Pratt	Jan. 6 to Feb. 1, 1942	10 assists
8	Earl Ingarfield	Jan. 22 to Feb. 5, 1961	8 assists

ALL-TIME REGULAR SEASON COACHING LEADERS

GAMES COACHED	
Emile Francis	654
Lester Patrick	604
Frank Boucher	527
Tom Renney	327
John Tortorella	319
Phil Watson	295
Herb Brooks	285
Roger Neilson	280
Colin Campbell	269
Alain Vigneault	246
Red Sullivan	196
John Muckler	185
Fred Shero	180
Ron Low	164
Michel Bergeron	158
Muzz Patrick	136
Alf Pike	123
John Ferguson	121
Bill Cook	117
Lynn Patrick	107
Ted Sator	99
Craig Patrick	95
Neil Colville	93
Glen Sather	90
Mike Keenan	84
Jean-Guy Talbot	80
Doug Harvey	70
Bryan Trottier	54
Phil Esposito	45
Ron Smith	44
Bernie Geoffrion	43
Larry Popein	41
Ron Stewart	39
Tom Webster	16

WINS	
Emile Francis	342
Lester Patrick	281
Frank Boucher	181
John Tortorella	171
Tom Renney	164
Alain Vigneault	144
Roger Neilson	141
Herb Brooks	131
Phil Watson	119
Colin Campbell	118
Fred Shero	82
Michel Bergeron	73
John Muckler	70
Ron Low	69
Red Sullivan	58
Mike Keenan	52
Muzz Patrick	43
John Ferguson	43
Ted Sator	41
Lynn Patrick	40
Craig Patrick	37
Alf Pike	36
Bill Cook	34
Glen Sather	33
Jean-Guy Talbot	30
Doug Harvey	26
Neil Colville	26
Phil Esposito	24
Bernie Geoffrion	22
Bryan Trottier	21
Larry Popein	18
Ron Stewart	15
Ron Smith	15
Tom Webster	5

POINTS PERCENTAGE (minimum 100 games coached)			
Alain Vigneault	.630	Phil Watson	.492
Emile Francis	.602	Ron Low	.463
John Tortorella	.583	John Muckler	.451
Tom Renney	.572	Lynn Patrick	.449
Roger Neilson	.566	John Ferguson	.434
Lester Patrick	.554	Frank Boucher	.422
Herb Brooks	.532	Muzz Patrick	.415
Fred Shero	.522	Bill Cook	.393
Michel Bergeron	.519	Red Sullivan	.385
Colin Campbell	.519	Alf Pike	.378

ALL-TIME REGULAR SEASON RECORDS

TEAM RECORDS: STREAKS

LONGEST WINNING STREAK: 10 (twice) last - 1972-73. Began 1/19 with 6-0 victory over California. Ended 2/11 with 2-2 tie against Montreal.

LONGEST HOME WINNING STREAK: 14 1939-40. Began 12/19 with 5-2 victory over Montreal. Ended 2/29 when defeated by Chicago, 2-1.

LONGEST ROAD WINNING STREAK: 7 (twice) last - 1978-79. Began 10/28 with a 2-1 victory over Montreal. Ended 12/2 when defeated by Toronto, 5-2.

LONGEST WINNING STREAK AT START OF SEASON: 5 (twice) last - 2008-09. Began 10/4 with 2-1 victory over Tampa Bay. Ended 10/15 when defeated by Buffalo, 3-1.

LONGEST HOME WINNING STREAK AT START OF SEASON: 8 1990-91. Began 10/8 with 6-3 victory over Minnesota. Ended 11/2 when defeated by Islanders, 3-2.

LONGEST ROAD WINNING STREAK AT START OF SEASON: 4 1931-32. Began 11/2 with 4-1 victory over Montreal. Ended 12/3 with 1-1 tie against Detroit.

LONGEST WINNING STREAK VS. A SINGLE TEAM: 15 Began 11/23/29 with 5-3 victory over Pittsburgh. Ended 2/22/31 with 6-1 victory over Philadelphia. (Pittsburgh moved to Philadelphia prior to the 1930-31 season and subsequently folded following that season).

LONGEST HOME WINNING STREAK VS. A SINGLE TEAM: 11 (twice) last - Began 1/5/11 with a 2-1 victory over Carolina.

LONGEST ROAD WINNING STREAK VS. A SINGLE TEAM: 8 (twice) last - Began 3/20/73 with a 6-1 victory over Minnesota. Ended 11/15/75 when defeated at Minnesota, 5-3.

LONGEST UNDEFEATED STREAK: 19 1939-40. (14-0-5-0) Began 11/23 with 1-1 tie against Montreal. Ended 1/14

when defeated by Chicago, 2-1. (Rangers then won next five games for overall record of 24 victories or ties in 25 games).

LONGEST HOME UNDEFEATED STREAK: 26 (19-0-7-0) Began 3/29/70, with a 4-1 victory over Montreal.

Ended 2/3/71, when defeated by Chicago, 4-2. (The streak covered the final two games of the 1969-70 season and the first 24 games of the 1970-71 season).

LONGEST ROAD UNDEFEATED STREAK: 11 1939-40. (6-0-5-0) Began 11/5 with 1-1 tie against Detroit. Ended 1/14 when defeated by Chicago, 2-1.

LONGEST UNDEFEATED STREAK AT START OF SEASON: 5 (three times) last - 2008-09. Began 10/4 with 2-1 victory over Tampa Bay. Ended 10/15 when defeated by Buffalo, 3-1.

LONGEST HOME UNDEFEATED STREAK AT START OF SEASON: 24 (17-0-7-0) Began 10/14/70 with 3-0 victory over Buffalo. Ended 2/3/71 when defeated by Chicago, 4-2.

LONGEST ROAD UNDEFEATED STREAK AT START OF SEASON: 11 (6-0-5-0) Began 11/5/39 with 1-1 tie at Detroit. Ended 1/14/40 when defeated by Chicago, 2-1.

LONGEST UNDEFEATED STREAK VS. A SINGLE TEAM: 20 (15-0-5-0) Began 2/8/70 with 5-1 victory over Los Angeles. Ended 11/1/73 when defeated at Los Angeles, 2-1.

LONGEST HOME UNDEFEATED STREAK VS. A SINGLE TEAM: 30 (27-0-3-0) Began 2/8/69 with 2-0 victory over St. Louis. Ended 10/15/80 when defeated by St. Louis, 2-1.

LONGEST ROAD UNDEFEATED STREAK VS. A SINGLE TEAM: 17 (11-0-6-0) Began 2/25/55 with 2-2 tie at Chicago. Ended 11/3/57 with a 3-2 victory at Chicago.

LONGEST TIE STREAK: 4 (twice) last -1997-98. Began 10/3 with 2-2 tie against Islanders. Ended 10/11 with 6-3 victory at Vancouver.

LONGEST HOME TIE STREAK: 3 1969-70. Began 11/29 with 2-2 tie against Philadelphia. Ended 12/7 with 6-3 victory over Montreal.

LONGEST ROAD TIE STREAK: 3 1929-30. Began 3/1 with 3-3 tie at Toronto. Ended 3/8 when defeated at Montreal, 6-0.

LONGEST TIE STREAK VS. A SINGLE TEAM: 7 Began 2/9/69 with 3-3 tie against Philadelphia. Ended 11/25/70 when defeated at Philadelphia, 3-1.

LONGEST LOSING STREAK: 11 1943-44. Began 10/30 when defeated by Toronto, 5-2. Ended 11/28 with 2-2 tie against Montreal.

During the 2005-06 season, the NHL instituted the shootout to follow a scoreless five-minute overtime to eliminate ties. The winning team in the shootout gains two points and a win in the standings, while the losing team receives one point, recorded as an "OT" in the standings.

ALL-TIME REGULAR SEASON RECORDS

TEAM RECORDS: STREAKS (CONT'D)

LONGEST HOME LOSING STREAK: 7 (twice) last - 1992-93. Began 3/24 when defeated by Philadelphia, 5-4. Ended 10/7 with 5-4 victory over Tampa Bay.

LONGEST ROAD LOSING STREAK: 10 (twice) last - 1960-61. Began 2/8 when defeated by Toronto, 5-3. Ended 10/11 with 6-2 victory at Boston.

LONGEST LOSING STREAK AT START OF SEASON: 11 1943-44. Began 10/30 when defeated by Toronto, 5-2. Ended 11/28 with 2-2 tie against Montreal. (Rangers then lost next three games for overall record of 0-14-1 in first 15 games before defeating Boston 6-4 on 12/12).

LONGEST HOME LOSING STREAK AT START OF SEASON: 5 1943-44. Began 11/6 when defeated by Chicago, 4-3. Ended 11/28 with 2-2 tie against Montreal Canadiens.

LONGEST ROAD LOSING STREAK AT START OF SEASON: 10 1943-44. Began 10/30 when defeated by Toronto, 5-2. Ended 12/25 with 5-3 victory over Toronto.

LONGEST LOSING STREAK VS. A SINGLE TEAM: 12 Began 12/17/44 when defeated by Montreal Canadiens, 4-1. Ended 12/31/45 with 0-0 tie against Montreal Canadiens.

LONGEST HOME LOSING STREAK VS. A SINGLE TEAM: 11 Began 1/9/44 when defeated by Montreal Canadiens, 6-5. Ended 12/31/45 with 0-0 tie against Montreal Canadiens.

LONGEST ROAD LOSING STREAK VS. A SINGLE TEAM: 21 Began 2/6/54 when defeated by Montreal Canadiens, 4-3. Ended 2/16/57 with 2-1 victory at Montreal Canadiens.

LONGEST WINLESS STREAK: 21 1943-44. (0-17-4-0) Began 1/23 when defeated by Detroit, 15-0. Ended 11/11 with 5-3 victory over Detroit.

LONGEST HOME WINLESS STREAK: 10 1943-44. (0-7-3-0). Began 1/30 when defeated by Montreal, 5-3. Ended 11/11 with 5-3 victory over Detroit.

LONGEST ROAD WINLESS STREAK: 16 1952-53. (0-12-4-0) Began 10/9 when defeated by Detroit, 5-3. Ended 12/25 with 2-1 victory over Boston.

LONGEST WINLESS STREAK AT START OF SEASON: 15 1943-44. (0-14-1-0) Began 10/30 when defeated by Toronto, 5-2. Ended 12/12 with 6-4 victory over Boston.

LONGEST HOME WINLESS STREAK AT START OF SEASON: 6 (three times) last - 1950-51. (0-3-3-0) Began 10/25 with 1-1 tie against Boston. Ended 11/22 with 3-2 victory over Montreal Canadiens.

LONGEST ROAD WINLESS STREAK AT START OF SEASON: 16 1952-53. (0-12-4-0) Began 10/9 when defeated by Detroit, 5-3. Ended 12/25 with 2-1 victory over Boston.

LONGEST WINLESS STREAK VS. A SINGLE TEAM: 23 (0-15-8-0) Began 2/17/97 with 2-2 tie against New Jersey. Ended 3/31/01 with a 4-3 victory at New Jersey.

LONGEST HOME WINLESS STREAK VS. A SINGLE TEAM: 15 (0-14-1-0) Began 3/4/43 when defeated by Montreal Canadiens, 7-2. Ended 3/17/46 with 8-5 victory over Montreal Canadiens.

LONGEST ROAD WINLESS STREAK VS. A SINGLE TEAM: 26 (0-22-4-0) Began 3/18/50 when defeated at Montreal Canadiens, 5-3. Ended 1/30/54 with 2-1 victory at Montreal Canadiens.

LONGEST SHUTOUT STREAK: 4 1927-28. Rangers were not scored upon for a total of 297 minutes and 42 seconds. Defeated Pittsburgh, 3-0; Chicago, 1-0; tied Detroit, 0-0 (10 minute overtime); defeated Toronto, 1-0. Streak started on 2/23 and ran until 2/28.

LONGEST SHUTOUTS AGAINST STREAK: 4 1927-28. Rangers failed to score for 341 minutes and 42 seconds. Tied by Ottawa, 0-0 (twice); defeated by Chicago, 3-0; defeated by Boston, 2-0. Streak ran 2/7 to 2/19.

LONGEST NON-SHUTOUT STREAK: 236 games. Began 12/20/89 with a 2-2 tie with Buffalo. Ended 12/15/92 when defeated by Calgary, 3-0 (Vernon).

TEAM RECORDS: SEASON

MOST VICTORIES: 53 2014-15 (82 games). **Home:** 30 1970-71 (39 games). **Road:** 28 2014-15 (41 games).

MOST LOSSES: 44 1984-85 (80-game schedule). 39 1943-44 (50-game schedule). **Home:** 17 1943-44 (25 games), 17 2010-11 (41 games), 19 1964-65 (35 games). **Road:** 26 1975-76 (40 games), 26 1984-85 (40 games).

MOST TIES (Minimum 70-game schedule): 21 1950-51 (70-game schedule). **Home:** 13 1954-55 (35 games). **Road:** 11, 1950-51 (35 games).

MOST POINTS: 113 2014-15 (82 games). **Home:** 67 1970-71 (39 games). **Road:** 58 2014-15 (41 games).

MOST GOALS: 321 1991-92. **Home:** 186 1982-83 (40 games). **Road:** 155 1978-79, 1986-87 (40 games).

MOST ASSISTS: 540 1988-89.

MOST SCORING POINTS (Goals and Assists): 854 1978-79.

MOST PENALTY MINUTES: 2,018 1989-90.

ALL-TIME REGULAR SEASON RECORDS

TEAM RECORDS: SEASON (CONT'D)

MOST POWER PLAY GOALS: 111 1987-88.
MOST SHORTHANDED GOALS: 20 1993-94.
MOST GOALS AGAINST: 345 1984-85 (80-game schedule). **Home:** 156 1986-87 (40 games).
Road: 197 1975-76 (40 games).
MOST POWER PLAY GOALS ALLOWED: 89 1995-96.
MOST SHORTHANDED GOALS ALLOWED: 18 1992-93.
MOST SHUTOUTS: 13 1928-29 (44-game schedule). **Home:** 8 1928-29 (22 games). **Road:** 7 1926-27 (22 games).
MOST TIMES SHUTOUT: 10 1928-29 (44-game schedule). **Home:** 5 1930-31 (22 games), 1938-39 (24 games).
Road: 7 1952-53 (35 games).
MOST 20-GOAL SCORERS: 9 1993-94.
MOST 30-GOAL SCORERS: 5 1991-92.
MOST 40-GOAL SCORERS: 3 1971-72.
MOST HAT TRICKS: 10 1986-87.
MOST PLAYERS USED: 50 2003-04.
MOST ROOKIES USED: 20 1943-44.
FEWEST VICTORIES: 6 1943-44 (50-game schedule). **Home:** 4 1943-44 (25 games). **Road:** 2 1943-44 (25 games).
FEWEST VICTORIES (Minimum 70-game schedule): 17 1952-53, 1954-55, 1959-60. **Home:** 8 1964-65 (35 games).
Road: 6 1950-51, 1952-53, 1965-66 (35 games).
FEWEST LOSSES: 11 1939-40 (48-game schedule). **Home:** 2 1970-71 (39 games). **Road:** 7 1928-29 (22 games), 1930-31 (22 games), 1939-40 (24 games).
FEWEST LOSSES (Minimum 70-game schedule): 17 1971-72. **Home:** 2 1970-71 (39 games).
Road: 10 1957-58 (35 games).
FEWEST TIES (Minimum 70-game schedule): 4 2001-02 (82-game schedule). **Home:** 1 1983-84 (40 games).
Road: 1 1991-92 & 1975-76 (40 games).
FEWEST POINTS: 17 1943-44 (50-game schedule). **Home:** 12 1943-44 (25 games). **Road:** 5 1943-44 (25 games).
FEWEST POINTS (Minimum 70-game schedule): 47 1965-66. **Home:** 24 1964-65 (35 games).
Road: 16 1965-66 (35 games).
FEWEST GOALS: 72 1928-29 (44-game schedule). **Home:** 32 1928-29 (22 games). **Road:** 40 1928-29 (22 games).
FEWEST GOALS (Minimum 70-game schedule): 150 1954-55. **Home:** 86 1954-55 (35 games).
Road: 63 1952-53 (35 games).
FEWEST ASSISTS: 45 1926-27 (44-game schedule).
FEWEST SCORING POINTS: 140 1926-27 (44-game schedule).
FEWEST PENALTY MINUTES: 253 1943-44 (50-game schedule).
FEWEST GOALS AGAINST: 65 1928-29 (44-game schedule). **Home:** 21 1928-29 (22 games). **Road:** 41 1926-27 (22 games).
FEWEST GOALS AGAINST (Minimum 70-game schedule): 177 1970-71. **Home:** 71 1970-71 (39 games). **Road:** 95 1957-58 (35 games).
FEWEST SHUTOUTS: 0 (many times) last - 2000-2001.
FEWEST TIMES SHUT OUT: 0 (many times) last - 1993-94.

TEAM RECORDS: GAME

GREATEST WINNING MARGIN: 11 Defeated California, 12-1, at Madison Square Garden on 11/21/71.
GREATEST WINNING MARGIN, Home: 11 Defeated California, 12-1, at Madison Square Garden on 11/21/71.
GREATEST WINNING MARGIN, Road: 9 Defeated New Jersey, 11-2, at New Jersey on 10/25/84.
GREATEST LOSING MARGIN: 15 Defeated by Detroit, 15-0, at Detroit on 1/23/44.
GREATEST LOSING MARGIN, Home: 10 Defeated by Boston, 13-3, at Madison Square Garden on 1/2/44.
GREATEST LOSING MARGIN, Road: 15 Defeated by Detroit, 15-0, at Detroit on 1/23/44.
HIGHEST TIE SCORE: 7-7 Tied Minnesota, at Minnesota on 3/19/78. Tied Quebec, at Madison Square Garden on 3/22/81.
MOST GOALS: 12 Defeated California, 12-1, at Madison Square Garden on 11/21/71.
MOST GOALS, Home: 12 Defeated California, 12-1, at Madison Square Garden on 11/21/71.
MOST GOALS, Road: 11 (many times) last - Defeated Pittsburgh, 11-3, at Pittsburgh on 11/25/92.
MOST GOALS, Rangers and Opponents: 19 Defeated by Boston, 10-9, at Boston on 3/4/44.
MOST ASSISTS: 23 Defeated California, 12-1, at Madison Square Garden on 11/21/71.

ALL-TIME REGULAR SEASON RECORDS

TEAM RECORDS: GAME (CONT'D)

MOST POINTS: 35 Defeated California, 12-1, at Madison Square Garden on 11/21/71. Rangers had 12 goals and 23 assists.

MOST POINTS, RANGERS AND OPPONENTS: 46 Defeated by Boston, 10-9, at Boston on 3/4/44.

Boston had 10 goals, 15 assists; Rangers had 9 goals, 12 assists.

MOST PENALTY MINUTES: 134 vs. Pittsburgh, at Madison Square Garden on 10/30/88.

MOST PENALTY MINUTES, RANGERS AND OPPONENTS: 292 vs. Pittsburgh, at Madison Square Garden on 10/30/88. Pittsburgh had 158 penalty minutes, Rangers had 134 penalty minutes.

MOST GOALS ALLOWED: 15 Defeated by Detroit, 15-0, at Detroit on 1/23/44.

MOST POWER PLAY GOALS: 6 Defeated Quebec, 6-4, at Madison Square Garden on 10/13/93.

MOST SHORTHANDED GOALS: 3 Defeated New Jersey, 6-2, at Madison Square Garden on 10/5/83.

MOST ROOKIES USED, ONE GAME: 9 (twice) Tied Toronto, 5-5, at Madison Square Garden on 3/21/90.

Defeated Quebec, 7-4, at Quebec on 3/27/90.

FASTEST TWO GOALS: 0:04. (twice) Kris King at 19:45 and James Patrick at 19:49 of the third period, vs. NY Islanders on 10/9/91 at Madison Square Garden. Rangers won, 5-3. Martin St. Louis at 19:16 and Rick Nash at 19:20 of the second period, vs. San Jose on 10/19/14 at Madison Square Garden. Rangers won, 4-0.

FASTEST TWO GOALS, BY RANGERS AND OPPONENTS: 0:04. Chicago's Denis Savard at 19:23 and Mark Pavelich at 19:27 of the third period, on 2/24/82 at Madison Square Garden. Rangers won, 6-4.

FASTEST THREE GOALS: 0:28. Doug Sulliman at 7:52, Eddie Johnstone at 7:57 and Warren Miller at 8:20 of the first period, vs. Colorado on 1/14/80 at Madison Square Garden. Tie game, 6-6.

FASTEST THREE GOALS, OPPONENTS: 0:21. Chicago's Bill Mosienko scored all three goals at 6:09, 6:20 and 6:30 of the third period 2/23/52 at Madison Square Garden. Chicago won, 7-6.

FASTEST THREE GOALS, BY RANGERS AND OPPONENTS: 0:15. Mark Pavelich at 19:18, Ron Greschner at 19:27 and Minnesota's Willi Plett at 19:33 of the first period on 2/10/83 at Minnesota. Minnesota won, 7-5.

FASTEST FOUR GOALS: 1:38. Mark Pavelich at 15:53, Mike Rogers at 16:18, Ron Greschner at 16:51 and Mike Rogers at 17:31 of the first period vs. Edmonton on 2/15/85 at Madison Square Garden. Rangers won, 8-7.

FASTEST FOUR GOALS, OPPONENTS: 1:20. Boston's Bill Thoms at 6:34, Frank Mario at 7:08 and 7:27, and Ken Smith at 7:54 of the second period on 1/21/45 at Boston. Boston won, 14-3.

FASTEST FOUR GOALS, BY RANGERS AND OPPONENTS: 1:01. Doug Sulliman at 7:52, Eddie Johnstone at 7:57, Warren Miller at 8:20 and Colorado's Rob Ramage at 8:53 of the first period on 1/14/80 at Madison Square Garden. Tie game, 6-6.

FASTEST FIVE GOALS: 2:58. Carl Hagelin at 18:42, Brad Richards at 19:39, Ryane Clowe at 19:56 of the first period, Anton Stralman at 1:13 and Brad Richards at 1:40 of the second period on 4/19/13 at Buffalo. Rangers won, 8-4.

FASTEST FIVE GOALS, OPPONENTS: 2:55. Boston's Bobby Schmautz at 19:13 of the first period, Ken Hodge at 0:18, Phil Esposito at 0:43, Don Marcotte at 0:58 and John Bucyk at 2:08 of the second period on 12/19/74 at Boston. Boston won, 11-3.

MOST SHOTS ON GOAL: 65 vs. Detroit in a 9-5 win on 4/5/70.

FEWEST SHOTS ON GOAL: 9 at Detroit in a 2-0 loss on 12/11/95.

TEAM RECORDS: PERIOD

MOST GOALS: 8 in the third period against California, at Madison Square Garden on 11/21/71. Rangers won, 12-1.

MOST GOALS, HOME: 8 in the third period against California, at Madison Square Garden on 11/21/71.

Rangers won, 12-1.

MOST GOALS, RANGERS AND OPPONENTS: 10 in the third period against the NY Americans, at Madison Square Garden on 3/16/39. Rangers- 7 goals, Americans- 3 goals. Rangers won, 11-5.

MOST ASSISTS: 15 in the third period against California, at Madison Square Garden on 11/21/71. Rangers won, 12-1.

MOST POINTS: 23 in the third period against California, at Madison Square Garden on 11/21/71. Rangers- 8 goals and 15 assists. Rangers won, 12-1.

MOST PENALTY MINUTES: 126 in the third period against Pittsburgh, at Madison Square Garden on 10/30/88.

MOST PENALTY MINUTES, RANGERS AND OPPONENTS: 272 in the third period against Pittsburgh, at Madison Square Garden on 10/30/88.

ALL-TIME REGULAR SEASON RECORDS

INDIVIDUAL RECORDS: CAREER

MOST GOALS: 406 Rod Gilbert.
MOST ASSISTS: 741 Brian Leetch.
MOST POINTS: 1,021 Rod Gilbert.
MOST PENALTY MINUTES: 1,226 Ron Greschner.
MOST HAT TRICKS: 11 Bill Cook.
MOST GAMES: 1,160 Harry Howell.
MOST SEASONS: 18 Rod Gilbert, 1960-61 – 1977-78.
MOST CONSECUTIVE GAMES: 560 Andy Hebenton. Including playoff games (22), Hebenton appeared in 582 consecutive games with the Rangers (1955-56 – 1962-63).
MOST 20-GOAL SEASONS: 12 Rod Gilbert.
MOST 20-ASSIST SEASONS: 14 Brian Leetch.
MOST 30-POINT SEASONS: 15 Brian Leetch.
MOST 30-GOAL SEASONS: 6 Jean Ratelle.

INDIVIDUAL RECORDS: SEASON

MOST GOALS: 54 Jaromir Jagr, 2005-06.
MOST ASSISTS: 80 Brian Leetch, 1991-92.
MOST POINTS: 123 Jaromir Jagr, 2005-06.
MOST GOALS BY A CENTER: 48 Pierre Larouche, 1983-84.
MOST ASSISTS BY A CENTER: 72 (twice) Wayne Gretzky, 1996-97. Mark Messier, 1991-92.
MOST POINTS BY A CENTER: 109 Jean Ratelle, 1971-72.
MOST GOALS BY A LEFT WING: 52 Adam Graves, 1993-94.
MOST ASSISTS BY A LEFT WING: 56 Vic Hadfield, 1971-72.
MOST POINTS BY A LEFT WING: 106 Vic Hadfield, 1971-72.
MOST GOALS BY A RIGHT WING: 54 Jaromir Jagr, 2005-06.
MOST ASSISTS BY A RIGHT WING: 69 Jaromir Jagr, 2005-06.
MOST POINTS BY A RIGHT WING: 123 Jaromir Jagr, 2005-06.
MOST PENALTIES: 86 Michel Petit, 1987-88.
MOST PENALTY MINUTES: 305 Troy Mallette, 1989-90.
MOST POWER PLAY GOALS: 24 Jaromir Jagr, 2005-06.
MOST SHORTHANDED GOALS: 7 Theoren Fleury, 2000-01.
MOST SHOTS ON GOAL: 368 Jaromir Jagr, 2005-06.
HIGHEST SHOOTING PERCENTAGE: 29.6 Steve Vickers, 1979-80 (29 goals on 98 shots).
MOST GAME-WINNING GOALS: 9 Don Maloney, 1980-81; Mark Messier, 1996-97; Jaromir Jagr, 2005-06; Ryan Callahan, 2011-12; Brad Richards, 2011-12; Rick Nash, 2013-14.
MOST POINTS BY A LINE*: 302 Vic Hadfield (97)-Jean Ratelle (109)-Rod Gilbert (96) 1971-72.
MOST GOALS BY A LINE*: 133 Vic Hadfield (45)-Jean Ratelle (46)-Rod Gilbert (42) 1971-72.
MOST HAT TRICKS: 4 Tomas Sandstrom, 1986-87.
MOST CONSECUTIVE HAT TRICKS: 2 Steve Vickers scored hat tricks against Los Angeles on 11/12/72 and against Philadelphia on 11/15/72.
LONGEST CONSECUTIVE ASSIST SCORING STREAK: 15 Brian Leetch, 11/29/91 to 12/31/91 (23 assists during the streak).
LONGEST CONSECUTIVE POINT SCORING STREAK: 17 Brian Leetch, 11/23/91 to 12/31/91 (five goals and 24 assists during the streak).
FASTEST GOAL AT START OF GAME: 0:09. Ron Duguay, 4/6/80 at Philadelphia and Jim Wiemer, 3/27/85, at Buffalo.
FASTEST TWO GOALS: 0:08. Pierre Jarry scored at 11:03 and 11:11 of third period against California on 11/21/71 at Madison Square Garden. Don Maloney...Scored at 12:48 and 12:56 of third period against Philadelphia on 3/12/87 at Philadelphia.
FASTEST THREE GOALS: 2:30. Don Maloney scored at 16:41, 18:37 and 19:11 of second period on 2/21/81 against Washington at Madison Square Garden.
FASTEST THREE ASSISTS: 1:21. Don Raleigh tallied an assist at 5:23, 5:43 and 6:44 of first period on 11/16/47 against Montreal at Madison Square Garden.
LONGEST CONSECUTIVE GOAL SCORING STREAK: 10 Andy Bathgate. 12/15/62 to 1/5/63 (11 goals during streak).

* These records computed on basis of having at least two members of line on ice at time of each goal.

ALL-TIME REGULAR SEASON RECORDS

INDIVIDUAL RECORDS: GAME

MOST GOALS: 5 Don Murdoch, at Minnesota on 10/12/76; Mark Pavelich, against Hartford, at Madison Square Garden on 2/23/83.

MOST ASSISTS: 5 Walt Tkaczuk, at Pittsburgh on 2/12/72; Rod Gilbert, against Pittsburgh, at Madison Square Garden on 3/2/75, against Kansas City, at Madison Square Garden on 3/30/75, and at Colorado on 10/8/76; Don Maloney, at Quebec on 1/3/87; Brian Leetch, at Pittsburgh on 4/18/95; Wayne Gretzky, at Nashville on 2/15/99.

MOST POINTS: 7 Steve Vickers against Washington, at Madison Square Garden on 2/18/76. (Three goals and four assists).

MOST PENALTY MINUTES: 36 Chris Simon, at Toronto on 12/2/03.

MOST POWER PLAY GOALS: 4 Camille Henry, at Detroit on 3/13/54.

MOST SHORTHANDED GOALS: 2 Greg Polis, at Vancouver on 11/4/77; Ron Duguay, at Los Angeles on 1/22/80; Don Maloney, against Washington, at Madison Square Garden on 2/21/81, against New Jersey, at Madison Square Garden on 10/5/83 and at Calgary on 1/14/87.

MOST SHOTS ON GOAL: 16 Rod Gilbert, at Montreal on 2/24/68.

INDIVIDUAL RECORDS: PERIOD

MOST GOALS, ONE PERIOD: 3 (many times) last- Adam Graves in third period, at Pittsburgh on 11/25/92.

MOST ASSISTS, ONE PERIOD: 4 Wayne Gretzky in second period against Ottawa, at Madison Square Garden on 1/4/97; Phil Goyette in first period, against Boston, at Madison Square Garden on 10/20/63.

MOST POINTS, ONE PERIOD: 5 Bill Cook in third period, against NY Americans at Madison Square Garden on 3/12/33 (3 goals and 2 assists).

INDIVIDUAL ROOKIE RECORDS: SEASON

MOST GOALS: 36 Tony Granato, 1988-89.

MOST ASSISTS: 48 Brian Leetch, 1988-89.

MOST POINTS: 76 Mark Pavelich, 1981-82.

MOST GOALS BY A DEFENSEMAN: 23 Brian Leetch, 1988-89.

MOST ASSISTS BY A DEFENSEMAN: 48 Brian Leetch, 1988-89.

MOST POINTS BY A DEFENSEMAN: 71 Brian Leetch, 1988-89.

LONGEST GOAL SCORING STREAK: 6 Petr Prucha, 12/3/05 to 12/13/05; Darren Turcotte, 2/21/90 to 3/3/90; Tony Granato 1/9/89 to 1/21/89.

MOST POWER PLAY GOALS: 16 Petr Prucha, 2005-06.

MOST SHORTHANDED GOALS: 4 Tony Granato, 1988-89.

MOST SHOTS: 268 Brian Leetch, 1988-89.

MOST HAT TRICKS: 3 Tony Granato, 1988-89.

MOST PENALTY MINUTES: 305 Troy Mallette, 1989-90.

INDIVIDUAL ROOKIE RECORDS: GAME

MOST GOALS: 5 Don Murdoch, at Minnesota on 10/12/76.

MOST ASSISTS: 4 Brad Park, against Pittsburgh, at Madison Square Garden on 2/2/69; Walt Tkaczuk, against Chicago, at Madison Square Garden on 2/26/69; Mark Heaslip, against Washington, at Madison Square Garden on 3/12/78; Brian Leetch, against Toronto, at Madison Square Garden on 2/17/89.

MOST POINTS: 5 Grant Warwick, 1/25/42 against Detroit at Madison Square Garden; Rick Middleton, 11/17/74 against California at Madison Square Garden; Don Murdoch, 10/12/76 at Minnesota; Brian Leetch, 2/17/89 against Toronto at Madison Square Garden.

INDIVIDUAL DEFENSEMAN RECORDS: CAREER

MOST GAMES: 1,160 Harry Howell.

MOST GOALS: 240 Brian Leetch.

MOST ASSISTS: 741 Brian Leetch.

MOST POINTS: 981 Brian Leetch.

INDIVIDUAL DEFENSEMAN RECORDS: SEASON

MOST GOALS: 28 Reijo Ruotsalainen, 1984-85.

MOST ASSISTS: 80 Brian Leetch, 1991-92.

MOST POINTS: 102 Brian Leetch, 1991-92.

MOST POWER PLAY GOALS: 17 Brian Leetch, 1993-94.

MOST SHORTHANDED GOALS: 3 (twice) Brian Leetch, 1988-89; Ryan McDonagh, 2013-14.

MOST SHOTS: 328 Brian Leetch, 1993-94.

MOST PENALTY MINUTES: 231 Barry Beck, 1980-81.

LONGEST CONSECUTIVE ASSIST STREAK: 15 Brian Leetch, 11/29/91 to 12/31/91 (23 assists during the streak).

LONGEST CONSECUTIVE POINT STREAK: 17 Brian Leetch, 11/23/91 to 12/31/91 (5 goals and 24 assists).

ALL-TIME REGULAR SEASON RECORDS

INDIVIDUAL DEFENSEMAN RECORDS: GAME

MOST GOALS: 3 (many times) last - Reijo Ruotsalainen, against Philadelphia at Madison Square Garden on 3/17/82.

MOST ASSISTS: 5 Brian Leetch, at Pittsburgh on 4/18/95.

MOST POINTS: 5 (twice) Brian Leetch, against Toronto at Madison Square Garden on 2/17/89 and at Pittsburgh on 4/18/95.

MOST SHOTS: 13 Brian Leetch, against Washington at Madison Square Garden on 1/4/89.

INDIVIDUAL DEFENSEMAN RECORDS: PERIOD

MOST GOALS: 2 (many times) last - Brian Leetch, second period at NY Islanders on 12/4/03.

INDIVIDUAL GOALTENDER RECORDS: CAREER

MOST APPEARANCES: 685 Henrik Lundqvist.

MOST WINS: 374 Henrik Lundqvist.

MOST LOSSES: 271 Lorne Worsley.

MOST SHUTOUTS: 59 Henrik Lundqvist.

MOST MINUTES: 40,387:44 Henrik Lundqvist.

LOWEST GOALS AGAINST AVERAGE: (Min. 100 appearances) 2.07 Dave Kerr.

MOST ASSISTS: 25 John Vanbiesbrouck.

MOST PENALTY MINUTES: 212 John Vanbiesbrouck.

INDIVIDUAL GOALTENDER RECORDS: SEASON

MOST APPEARANCES: 73 Henrik Lundqvist, 2009-10.

MOST WINS: 42 Mike Richter, 1993-94.

MOST WINS (Including Playoffs): 58 Mike Richter, 1993-94.

MOST LOSSES: 39 Ken McAuley, 1943-44.

MOST SHUTOUTS: 13 John Ross Roach, 1928-29.

MOST MINUTES: 4,305 Henrik Lundqvist, 2007-08.

LOWEST GOALS AGAINST AVERAGE: 1.41 John Ross Roach, 1928-29.

MOST ASSISTS: 5 John Vanbiesbrouck, 1984-85 and 1987-88; Mike Richter, 1992-93.

MOST PENALTY MINUTES: 56 Bob Froese, 1986-87.

HIGHEST SAVE PERCENTAGE: .930 Henrik Lundqvist, 2011-12.

INDIVIDUAL GOALTENDER RECORDS: GAME

MOST SAVES: 59 Mike Richter, at Vancouver on 1/31/91 (3-3 tie).

MOST ASSISTS: 2 Ed Giacomin, vs. Toronto, at Madison Square Garden on 3/19/72. John Vanbiesbrouck, at Winnipeg on 1/8/85.

Mike Richter, at Washington on 2/23/90, and vs. Quebec, at Madison Square Garden on 10/29/92.



PLAYOFF



HISTORY AND RECORDS

RANGERS PLAYOFF RESULTS YEAR-BY-YEAR

YEAR	SERIES	OPPONENT	W-L-T	GF/GA
1926-27	SF	Boston	0-1-1	1/3
1927-28	QF	Pirates	1-1-0	6/4
	SF	Boston	1-0-1	5/2
	F	Maroons	3-2-0	5/6
1928-29	QF	Americans	1-0-1	1/0
	SF	Toronto	2-0-0	3/1
	F	Boston	0-2-0	1/4
1929-30	QF	Ottawa	1-0-1	6/3
	SF	Canadiens	0-2-0	1/4
1930-31	QF	Maroons	2-0-0	8/1
	SF	Chicago	0-2-0	0/3
1931-32	SF	Canadiens	3-1-0	13/9
	F	Toronto	0-3-0	10/18
1932-33	QF	Canadiens	1-0-1	8/5
	SF	Detroit	2-0-0	6/3
	F	Toronto	3-1-0	11/5
1933-34	QF	Maroons	0-1-1	1/2
1934-35	QF	Canadiens	1-0-1	6/5
	SF	Maroons	0-1-1	4/5
1936-37	QF	Toronto	2-0	5/1
	SF	Maroons	2-0	5/0
	F	Detroit	2-3	8/9
1937-38	QF	Americans	1-2	7/8
1938-39	SF	Boston	3-4	12/14
1939-40	SF	Boston	4-2	15/9
	F	Toronto	4-2	14/11
1940-41	QF	Detroit	1-2	6/6
1941-42	SF	Toronto	2-4	12/13
1947-48	SF	Detroit	2-4	12/17
1949-50	SF	Canadiens	4-1	15/7
	F	Detroit	3-4	17/22
1955-56	SF	Canadiens	1-4	9/24
1956-57	SF	Canadiens	1-4	12/22
1957-58	SF	Boston	2-4	16/28
1961-62	SF	Toronto	2-4	15/22
1966-67	SF	Canadiens	0-4	8/14
1967-68	QF	Chicago	2-4	12/18
1968-69	QF	Canadiens	0-4	7/16
1969-70	QF	Boston	2-4	16/25
1970-71	QF	Toronto	4-2	16/15
	SF	Chicago	3-4	14/21
1971-72	QF	Canadiens	4-2	19/14
	SF	Chicago	4-0	17/9
	F	Boston	2-4	16/18
1972-73	QF	Boston	4-1	22/11
	SF	Chicago	1-4	11/15
1973-74	QF	Canadiens	4-2	21/17
	SF	Philadelphia	3-4	17/22
1974-75	PRE	Islanders	1-2	13/10
1977-78	PRE	Buffalo	1-2	6/11
1978-79	PRE	Los Angeles	2-0	9/2
	QF	Philadelphia	4-1	28/8
	SF	Islanders	4-2	18/13
	F	Canadiens	1-4	11/19
1979-80	PRE	Flames	3-1	14/8
	QF	Philadelphia	1-4	7/14
1980-81	PRE	Los Angeles	3-1	23/12
	QF	St. Louis	4-2	29/22
	SF	Islanders	0-4	8/22

YEAR	SERIES	OPPONENT	W-L-T	GF/GA
1981-82	DSF	Philadelphia	3-1	19/15
	DF	Islanders	2-4	20/27
1982-83	DSF	Philadelphia	3-0	18/9
	DF	Islanders	2-4	15/28
1983-84	DSF	Islanders	2-3	14/13
1984-85	DSF	Philadelphia	0-3	10/14
1985-86	DSF	Philadelphia	3-2	18/15
	DF	Washington	4-2	20/25
	CF	Canadiens	1-4	9/15
1986-87	DSF	Philadelphia	2-4	13/22
1988-89	DSF	Penguins	0-4	11/19
1989-90	DSF	Islanders	4-1	22/13
	DF	Washington	1-4	15/22
1990-91	DSF	Washington	2-4	16/16
1991-92	DSF	New Jersey	4-3	28/25
	DF	Penguins	2-4	19/24
1993-94	CQF	Islanders	4-0	22/3
	CSF	Washington	4-1	20/12
	CF	New Jersey	0-3-1	18/16
	F	Vancouver	4-3	21/19
1994-95	CQF	Quebec	4-2	25/19
	CSF	Philadelphia	0-4	10/18
1995-96	CQF	Canadiens	4-2	19/17
	CSF	Penguins	1-4	15/21
1996-97	CQF	Florida	4-1	13/10
	CSF	New Jersey	4-1	10/5
	CF	Philadelphia	1-4	13/20
2005-06	CQF	New Jersey	0-4	4/17
2006-07	CQF	Thrashers	4-0	17/6
	CSF	Buffalo	2-4	13/17
2007-08	CQF	New Jersey	4-1	19/12
	CSF	Penguins	1-4	12/15
2008-09	CQF	Washington	3-4	11/19
2010-11	CQF	Washington	1-4	8/13
2011-12	CQF	Ottawa	4-3	14/13
	CSF	Washington	4-3	15/13
	CF	New Jersey	2-4	14/15
2012-13	CQF	Washington	4-3	16/12
	CSF	Boston	1-4	10/16
2013-14	FR	Philadelphia	4-3	19/16
	SR	Penguins	4-3	15/14
	CF	Canadiens	4-2	20/15
	F	Los Angeles	1-4	10/15
2014-15	FR	Penguins	4-1	11/8
	SR	Washington	4-3	13/12
	CF	Tampa Bay	3-4	21/21
2015-16	FR	Penguins	1-4	10/21

TOTALS	W-L-T	GF/GA
Stanley Cup Finals	23-32-0	124/146
Overall	238-257-8	1363/1404

RANGERS PLAYOFF RESULTS GAME-BY-GAME

1927 PLAYOFFS

GAME	DATE	OPPONENT	SCORE	RESULT
1	Apr. 2	at Boston	0-0	T
2	Apr. 4	Boston	1-3	L

Boston Won Total-Goals Semifinals 3-1

1928 PLAYOFFS

GAME	DATE	OPPONENT	SCORE	RESULT
1	Mar. 27	Pirates	4-0	W
2	Mar. 29	Pirates	2-4	L

NY Rangers Won Total-Goals Quarterfinals 6-4

1	Mar. 31	Boston	1-1	T
2	Apr. 3	at Boston	4-1	W

NY Rangers Won Total-Goals Semifinals 5-2

1	Apr. 5	at Maroons	0-2	L
2	Apr. 7	at Maroons	2-1	W(OT)
3	Apr. 10	at Maroons	0-2	L
4	Apr. 12	at Maroons	1-0	W
5	Apr. 14	at Maroons	2-1	W

NY Rangers Won Stanley Cup Finals 3-2

1929 PLAYOFFS

GAME	DATE	OPPONENT	SCORE	RESULT
1	Mar. 19	at Americans	0-0	T
2	Mar. 21	Americans	1-0	W(2OT)

NY Rangers Won Total-Goals Quarterfinals 1-0

1	Mar. 24	Toronto	1-0	W
2	Mar. 26	at Toronto	2-1	W(OT)

NY Rangers Won Series D Semifinals 2-0

1	Mar. 28	at Boston	0-2	L
2	Mar. 29	Boston	1-2	L

Boston Won Stanley Cup Finals 2-0

1930 PLAYOFFS

GAME	DATE	OPPONENT	SCORE	RESULT
1	Mar. 20	at Ottawa	1-1	T
2	Mar. 23	Ottawa	5-2	W

NY Rangers Won Total-Goals Quarterfinals 6-3

1	Mar. 28	at Canadiens	1-2	L(40T)
2	Mar. 30	Canadiens	0-2	L

Canadiens Won Series D Semifinals 2-0

1931 PLAYOFFS

GAME	DATE	OPPONENT	SCORE	RESULT
1	Mar. 24	Maroons	5-1	W
2	Mar. 26	at Maroons	3-0	W

NY Rangers Won Total-Goals Quarterfinals 8-1

1	Mar. 29	at Chicago	0-2	L
2	Mar. 31	Chicago	0-1	L

Chicago Won Total-Goals Semifinals 3-0

1932 PLAYOFFS

GAME	DATE	OPPONENT	SCORE	RESULT
1	Mar. 24	at Canadiens	3-4	L
2	Mar. 26	at Canadiens	4-3	W(30T)
3	Mar. 27	Canadiens	1-0	W
4	Mar. 29	Canadiens	5-2	W

NY Rangers Won Series A Semifinals 3-1

1	Apr. 5	Toronto	4-6	L
2*	Apr. 7	Toronto	2-6	L
3	Apr. 9	at Toronto	4-6	L

*Game was played in Boston

Toronto Won Stanley Cup Finals 3-0

1933 PLAYOFFS

GAME	DATE	OPPONENT	SCORE	RESULT
1	Mar. 26	Canadiens	5-2	W
2	Mar. 28	at Canadiens	3-3	T

NY Rangers Won Total-Goals Quarterfinals 8-5

1	Mar. 30	Detroit	2-0	W
2	Apr. 2	at Detroit	4-3	W

NY Rangers Won Total-Goals Semifinals 6-3

1	Apr. 4	Toronto	5-1	W
2	Apr. 8	at Toronto	3-1	W
3	Apr. 11	at Toronto	2-3	L
4	Apr. 13	at Toronto	1-0	W(OT)

NY Rangers Won Stanley Cup Finals 3-1

1934 PLAYOFFS

GAME	DATE	OPPONENT	SCORE	RESULT
1	Mar. 20	at Maroons	0-0	T
2	Mar. 25	Maroons	1-2	L

Maroons Won Total-Goal Quarterfinals 2-1

1935 PLAYOFFS

GAME	DATE	OPPONENT	SCORE	RESULT
1	Mar. 24	Canadiens	2-1	W
2	Mar. 26	at Canadiens	4-4	T

NY Rangers Won Total-Goals Quarterfinals 6-5

1	Mar. 28	Maroons	1-2	L
2	Mar. 30	at Maroons	3-3	T

Maroons Won Total-Goals Semifinals 5-4

1936 PLAYOFFS

Did not make playoffs

1937 PLAYOFFS

GAME	DATE	OPPONENT	SCORE	RESULT
1	Mar. 23	at Toronto	3-0	W
2	Mar. 25	Toronto	2-1	W(OT)

NY Rangers Won Series C Quarterfinals 2-0

1	Apr. 1	Maroons	1-0	W
2	Apr. 3	at Maroons	4-0	W

NY Rangers Won Series D Semifinals 2-0

1	Apr. 6	Detroit	5-1	W
2	Apr. 8	at Detroit	2-4	L
3	Apr. 11	at Detroit	1-0	W
4	Apr. 13	at Detroit	0-1	L
5	Apr. 15	at Detroit	0-3	L

Detroit Won Stanley Cup Finals 3-2

1938 PLAYOFFS

GAME	DATE	OPPONENT	SCORE	RESULT
1	Mar. 22	Americans	1-2	L(20T)
2	Mar. 24	at Americans	4-3	W
3	Mar. 27	Americans	2-3	L(40T)

Americans Won Series B Quarterfinals 2-1

1939 PLAYOFFS

GAME	DATE	OPPONENT	SCORE	RESULT
1	Mar. 21	Boston	1-2	L(30T)
2	Mar. 23	at Boston	2-3	L(OT)
3	Mar. 26	at Boston	1-4	L
4	Mar. 28	Boston	2-1	W
5	Mar. 30	at Boston	2-1	W(OT)
6	Apr. 1	Boston	3-1	W
7	Apr. 2	at Boston	1-2	L(30T)

Boston Won Series A Semifinals 4-3

RANGERS PLAYOFF RESULTS GAME-BY-GAME

1940 PLAYOFFS

GAME	DATE	OPPONENT	SCORE	RESULT
1	Mar. 19	Boston	4-0	W
2	Mar. 21	at Boston	2-4	L
3	Mar. 24	at Boston	3-4	L
4	Mar. 26	Boston	1-0	W
5	Mar. 28	at Boston	1-0	W
6	Mar. 30	Boston	4-1	W

NY Rangers Won Series A Semifinals 4-2

1	Apr. 2	Toronto	2-1	W(OT)
2	Apr. 3	Toronto	6-2	W
3	Apr. 6	at Toronto	1-2	L
4	Apr. 9	at Toronto	0-3	L
5	Apr. 11	at Toronto	2-1	W(2OT)
6	Apr. 13	at Toronto	3-2	W(OT)

NY Rangers Won Stanley Cup Finals 4-2

GAME	DATE	OPPONENT	SCORE	RESULT
1	Mar. 20	at Detroit	1-2	L(OT)
2	Mar. 23	Detroit	3-1	W
3	Mar. 25	at Detroit	2-3	L

Detroit Won Series B Quarterfinals 2-1

1942 PLAYOFFS

GAME	DATE	OPPONENT	SCORE	RESULT
1	Mar. 21	at Toronto	1-3	L
2	Mar. 22	Toronto	2-4	L
3	Mar. 24	Toronto	3-0	W
4	Mar. 28	at Toronto	1-2	L
5	Mar. 29	Toronto	3-1	W
6	Mar. 31	at Toronto	2-3	L

Toronto Won Series A Semifinals 4-2

1943 PLAYOFFS

Did not make playoffs

1944 PLAYOFFS

Did not make playoffs

1945 PLAYOFFS

Did not make playoffs

1946 PLAYOFFS

Did not make playoffs

1947 PLAYOFFS

Did not make playoffs

1948 PLAYOFFS

GAME	DATE	OPPONENT	SCORE	RESULT
1	Mar. 24	at Detroit	1-2	L
2	Mar. 26	at Detroit	2-5	L
3	Mar. 28	Detroit	3-2	W
4	Mar. 30	Detroit	3-1	W
5	Apr. 1	at Detroit	1-3	L
6	Apr. 4	Detroit	2-4	L

Detroit Won Semifinals 4-2

1949 PLAYOFFS

Did not make playoffs

1950 PLAYOFFS

GAME	DATE	OPPONENT	SCORE	RESULT
1	Mar. 29	Canadiens	3-1	W
2	Apr. 1	at Canadiens	3-2	W
3	Apr. 2	Canadiens	4-1	W
4	Apr. 4	at Canadiens	2-3	L(OT)
5	Apr. 6	at Canadiens	3-0	W

NY Rangers Won Semifinals 4-1

1	Apr. 11	at Detroit	1-4	L
2*	Apr. 13	Detroit	3-1	W
3*	Apr. 15	Detroit	0-4	L
4	Apr. 18	at Detroit	4-3	W(OT)
5	Apr. 20	at Detroit	2-1	W(OT)
6	Apr. 22	at Detroit	4-5	L
7	Apr. 23	at Detroit	3-4	L(2OT)

*Ranger home games were played in Toronto

Detroit Won Stanley Cup Finals 4-3

1951 PLAYOFFS

Did not make playoffs

1952 PLAYOFFS

Did not make playoffs

1953 PLAYOFFS

Did not make playoffs

1954 PLAYOFFS

Did not make playoffs

1955 PLAYOFFS

Did not make playoffs

1956 PLAYOFFS

GAME	DATE	OPPONENT	SCORE	RESULT
1	Mar. 20	at Canadiens	1-7	L
2	Mar. 22	at Canadiens	4-2	W
3	Mar. 24	Canadiens	1-3	L
4	Mar. 25	Canadiens	3-5	L
5	Mar. 27	at Canadiens	0-7	L

Canadiens Won Semifinals 4-1

1957 PLAYOFFS

GAME	DATE	OPPONENT	SCORE	RESULT
1	Mar. 26	Canadiens	1-4	L
2	Mar. 28	Canadiens	4-3	W(OT)
3	Mar. 30	at Canadiens	3-8	L
4	Apr. 2	at Canadiens	1-3	L
5	Apr. 4	at Canadiens	3-4	L(OT)

Canadiens Won Semifinals 4-1

1958 PLAYOFFS

GAME	DATE	OPPONENT	SCORE	RESULT
1	Mar. 25	Boston	5-3	W
2	Mar. 27	Boston	3-4	L(OT)
3	Mar. 29	at Boston	0-5	L
4	Apr. 1	at Boston	5-2	W
5	Apr. 3	at Boston	1-6	L
6	Apr. 5	at Boston	2-8	L

Boston Won Semifinals 4-2

1959 PLAYOFFS

Did not make playoffs

1960 PLAYOFFS

Did not make playoffs

1961 PLAYOFFS

Did not make playoffs

RANGERS PLAYOFF RESULTS GAME-BY-GAME

1962 PLAYOFFS

GAME	DATE	OPPONENT	SCORE	RESULT
1	Mar. 27	at Toronto	2-4	L
2	Mar. 29	at Toronto	1-2	L
3	Apr. 1	Toronto	5-4	W
4	Apr. 3	Toronto	4-2	W
5	Apr. 5	at Toronto	2-3	L(2OT)
6	Apr. 7	at Toronto	1-7	L

Toronto Won Semifinals 4-2

1963 PLAYOFFS

Did not make playoffs

1964 PLAYOFFS

Did not make playoffs

1965 PLAYOFFS

Did not make playoffs

1966 PLAYOFFS

Did not make playoffs

1967 PLAYOFFS

GAME	DATE	OPPONENT	SCORE	RESULT
1	Apr. 6	at Canadiens	4-6	L
2	Apr. 8	at Canadiens	1-3	L
3	Apr. 11	Canadiens	2-3	L
4	Apr. 13	Canadiens	1-2	L(OT)

Canadiens Won Semifinals 4-0

1968 PLAYOFFS

GAME	DATE	OPPONENT	SCORE	RESULT
1	Apr. 4	Chicago	3-1	W
2	Apr. 9	Chicago	2-1	W
3	Apr. 11	at Chicago	4-7	L
4	Apr. 13	at Chicago	1-3	L
5	Apr. 14	Chicago	1-2	L
6	Apr. 16	at Chicago	1-4	L

Chicago Won Quarterfinals 4-2

1969 PLAYOFFS

GAME	DATE	OPPONENT	SCORE	RESULT
1	Apr. 2	at Canadiens	1-3	L
2	Apr. 3	at Canadiens	2-5	L
3	Apr. 5	Canadiens	1-4	L
4	Apr. 6	Canadiens	3-4	L

Canadiens Won Quarterfinals 4-0

1970 PLAYOFFS

GAME	DATE	OPPONENT	SCORE	RESULT
1	Apr. 8	at Boston	2-8	L
2	Apr. 9	at Boston	3-5	L
3	Apr. 11	Boston	4-3	W
4	Apr. 12	Boston	4-2	W
5	Apr. 14	at Boston	2-3	L
6	Apr. 16	Boston	1-4	L

Boston Won Quarterfinals 4-2

1971 PLAYOFFS

GAME	DATE	OPPONENT	SCORE	RESULT
1	Apr. 7	Toronto	5-4	W
2	Apr. 8	Toronto	1-4	L
3	Apr. 10	at Toronto	1-3	L
4	Apr. 11	at Toronto	4-2	W
5	Apr. 13	Toronto	3-1	W
6	Apr. 15	at Toronto	2-1	W(OT)

NY Rangers Won Quarterfinals 4-2

1	Apr. 18	at Chicago	2-1	W(OT)
2	Apr. 20	at Chicago	0-3	L
3	Apr. 22	Chicago	4-1	W
4	Apr. 25	Chicago	1-7	L
5	Apr. 27	at Chicago	2-3	L(OT)
6	Apr. 29	Chicago	3-2	W(3OT)
7	May 2	at Chicago	2-4	L

Chicago Won Semifinals 4-3

1972 PLAYOFFS

GAME	DATE	OPPONENT	SCORE	RESULT
1	Apr. 5	Canadiens	3-2	W
2	Apr. 6	Canadiens	5-2	W
3	Apr. 8	at Canadiens	1-2	L
4	Apr. 9	at Canadiens	6-4	W
5	Apr. 11	Canadiens	1-2	L
6	Apr. 13	at Canadiens	3-2	W

NY Rangers Won Quarterfinals 4-2

1	Apr. 16	at Chicago	3-2	W
2	Apr. 18	at Chicago	5-3	W
3	Apr. 20	Chicago	3-2	W
4	Apr. 23	Chicago	6-2	W

NY Rangers Won Semifinals 4-0

1	Apr. 30	at Boston	5-6	L
2	May 2	at Boston	1-2	L
3	May 4	Boston	5-2	W
4	May 7	Boston	2-3	L
5	May 9	at Boston	3-2	W
6	May 11	Boston	0-3	L

Boston Won Stanley Cup Finals 4-2

1973 PLAYOFFS

GAME	DATE	OPPONENT	SCORE	RESULT
1	Apr. 4	at Boston	6-2	W
2	Apr. 5	at Boston	4-2	W
3	Apr. 7	Boston	2-4	L
4	Apr. 8	Boston	4-0	W
5	Apr. 10	at Boston	6-3	W

NY Rangers Won Quarterfinals 4-1

1	Apr. 12	at Chicago	4-1	W
2	Apr. 15	at Chicago	4-5	L
3	Apr. 17	Chicago	1-2	L
4	Apr. 19	Chicago	1-3	L
5	Apr. 24	at Chicago	1-4	L

Chicago Won Semifinals 4-1

RANGERS PLAYOFF RESULTS GAME-BY-GAME

1974 PLAYOFFS

GAME	DATE	OPPONENT	SCORE	RESULT
1	Apr. 10	at Canadiens	4-1	W
2	Apr. 11	at Canadiens	1-4	L
3	Apr. 13	Canadiens	2-4	L
4	Apr. 14	Canadiens	6-4	W
5	Apr. 16	at Canadiens	3-2	W(OT)
6	Apr. 18	Canadiens	5-2	W

NY Rangers Won Quarterfinals 4-2

1	Apr. 20	at Philadelphia	0-4	L
2	Apr. 23	at Philadelphia	2-5	L
3	Apr. 25	Philadelphia	5-3	W
4	Apr. 28	Philadelphia	2-1	W(OT)
5	Apr. 30	at Philadelphia	1-4	L
6	May 2	Philadelphia	4-1	W
7	May 5	at Philadelphia	3-4	L

Philadelphia Won Semifinals 4-3

1975 PLAYOFFS

GAME	DATE	OPPONENT	SCORE	RESULT
1	Apr. 8	Islanders	2-3	L
2	Apr. 10	at Islanders	8-3	W
3	Apr. 11	Islanders	3-4	L(OT)

Islanders Won Preliminary Round 2-1

1976 PLAYOFFS

Did not make playoffs

1977 PLAYOFFS

Did not make playoffs

1978 PLAYOFFS

GAME	DATE	OPPONENT	SCORE	RESULT
1	Apr. 11	at Buffalo	1-4	L
2	Apr. 13	Buffalo	4-3	W(OT)
3	Apr. 15	at Buffalo	1-4	L

Buffalo Won Preliminary Round 2-1

1979 PLAYOFFS

GAME	DATE	OPPONENT	SCORE	RESULT
1	Apr. 10	Los Angeles	7-1	W
2	Apr. 12	at Los Angeles	2-1	W(OT)

NY Rangers Won Preliminary Round 2-0

1	Apr. 16	at Philadelphia	2-3	L(OT)
2	Apr. 18	at Philadelphia	7-1	W
3	Apr. 20	Philadelphia	5-1	W
4	Apr. 22	Philadelphia	6-0	W
5	Apr. 24	at Philadelphia	8-3	W

NY Rangers Won Quarterfinals 4-1

1	Apr. 26	at Islanders	4-1	W
2	Apr. 28	at Islanders	3-4	L(OT)
3	May 1	Islanders	3-1	W
4	May 3	Islanders	2-3	L(OT)
5	May 5	at Islanders	4-3	W
6	May 8	Islanders	2-1	W

NY Rangers Won Semifinals 4-2

1	May 13	at Canadiens	4-1	W
2	May 15	at Canadiens	2-6	L
3	May 17	Canadiens	1-4	L
4	May 19	Canadiens	3-4	L(OT)
5	May 21	at Canadiens	1-4	L

Canadiens Won Stanley Cup Finals 4-1

1980 PLAYOFFS

GAME	DATE	OPPONENT	SCORE	RESULT
1	Apr. 8	Flames	2-1	W(2OT)
2	Apr. 9	Flames	5-1	W
3	Apr. 11	at Flames	2-4	L
4	Apr. 12	at Flames	5-2	W

NY Rangers Won Preliminary Round 3-1

1	Apr. 16	at Philadelphia	1-2	L
2	Apr. 17	at Philadelphia	1-4	L
3	Apr. 19	Philadelphia	0-3	L
4	Apr. 20	Philadelphia	4-2	W
5	Apr. 22	at Philadelphia	1-3	L

Philadelphia Won Quarterfinals 4-1

1981 PLAYOFFS

GAME	DATE	OPPONENT	SCORE	RESULT
1	Apr. 8	at Los Angeles	3-1	W
2	Apr. 9	at Los Angeles	4-5	L
3	Apr. 11	Los Angeles	10-3	W
4	Apr. 12	Los Angeles	6-3	W

NY Rangers Won Preliminary Round 3-1

1	Apr. 16	at St. Louis	3-6	L
2	Apr. 17	at St. Louis	6-4	W
3	Apr. 19	St. Louis	6-3	W
4	Apr. 20	St. Louis	4-1	W
5	Apr. 22	at St. Louis	3-4	L
6	Apr. 24	St. Louis	7-4	W

NY Rangers Won Quarterfinals 4-2

1	Apr. 28	at Islanders	2-5	L
2	Apr. 30	at Islanders	3-7	L
3	May 2	Islanders	1-5	L
4	May 5	Islanders	2-5	L

Islanders Won Semifinals 4-0

1982 PLAYOFFS

GAME	DATE	OPPONENT	SCORE	RESULT
1	Apr. 7	Philadelphia	1-4	L
2	Apr. 8	Philadelphia	7-3	W
3	Apr. 10	at Philadelphia	4-3	W
4	Apr. 11	at Philadelphia	7-5	W

NY Rangers Won Division Semifinals 3-1

1	Apr. 15	at Islanders	5-4	W
2	Apr. 16	at Islanders	2-7	L
3	Apr. 18	Islanders	3-4	L(OT)
4	Apr. 19	Islanders	3-5	L
5	Apr. 21	at Islanders	4-2	W
6	Apr. 23	Islanders	3-5	L

Islanders Won Division Finals 4-2

1983 PLAYOFFS

GAME	DATE	OPPONENT	SCORE	RESULT
1	Apr. 5	at Philadelphia	5-3	W
2	Apr. 7	at Philadelphia	4-3	W
3	Apr. 9	Philadelphia	9-3	W

NY Rangers Won Division Semifinals 3-0

1	Apr. 14	at Islanders	1-4	L
2	Apr. 15	at Islanders	0-5	L
3	Apr. 17	Islanders	7-6	W
4	Apr. 18	Islanders	3-1	W
5	Apr. 20	at Islanders	2-7	L
6	Apr. 22	Islanders	2-5	L

Islanders Won Division Finals 4-2

RANGERS PLAYOFF RESULTS GAME-BY-GAME

1984 PLAYOFFS				
GAME	DATE	OPPONENT	SCORE	RESULT
1	Apr. 4	at Islanders	1-4	L
2	Apr. 5	at Islanders	3-0	W
3	Apr. 7	Islanders	7-2	W
4	Apr. 8	Islanders	1-4	L
5	Apr. 10	at Islanders	2-3	L(OT)

Islanders Won Division Semifinals 3-2

1985 PLAYOFFS				
GAME	DATE	OPPONENT	SCORE	RESULT
1	Apr. 10	at Philadelphia	4-5	L(OT)
2	Apr. 11	at Philadelphia	1-3	L
3	Apr. 13	Philadelphia	5-6	L

Philadelphia Won Division Semifinals 3-0

1986 PLAYOFFS				
GAME	DATE	OPPONENT	SCORE	RESULT
1	Apr. 9	at Philadelphia	6-2	W
2	Apr. 10	at Philadelphia	1-2	L
3	Apr. 12	Philadelphia	5-2	W
4	Apr. 13	Philadelphia	1-7	L
5	Apr. 15	at Philadelphia	5-2	W

NY Rangers Won Division Semifinals 3-2

1	Apr. 17	at Washington	4-3	W(OT)
2	Apr. 19	at Washington	1-8	L
3	Apr. 21	Washington	3-6	L
4	Apr. 23	Washington	6-5	W(OT)
5	Apr. 25	at Washington	4-2	W
6	Apr. 27	Washington	2-1	W

NY Rangers Won Division Finals 4-2

1	May 1	at Canadiens	1-2	L
2	May 3	at Canadiens	2-6	L
3	May 5	Canadiens	3-4	L(OT)
4	May 7	Canadiens	2-0	W
5	May 9	at Canadiens	1-3	L

Canadiens Won Conference Finals 4-1

1987 PLAYOFFS				
GAME	DATE	OPPONENT	SCORE	RESULT
1	Apr. 8	at Philadelphia	3-0	W
2	Apr. 9	at Philadelphia	3-8	L
3	Apr. 11	Philadelphia	0-3	L
4	Apr. 12	Philadelphia	6-3	W
5	Apr. 14	at Philadelphia	1-3	L
6	Apr. 16	Philadelphia	0-5	L

Philadelphia Won Division Semifinals 4-2

Did not make playoffs

1989 PLAYOFFS				
GAME	DATE	OPPONENT	SCORE	RESULT
1	Apr. 5	at Penguins	1-3	L
2	Apr. 6	at Penguins	4-7	L
3	Apr. 8	Penguins	3-5	L
4	Apr. 9	Penguins	3-4	L

Penguins Won Division Semifinals 4-0

1990 PLAYOFFS				
GAME	DATE	OPPONENT	SCORE	RESULT
1	Apr. 5	Islanders	2-1	W
2	Apr. 7	Islanders	5-2	W
3	Apr. 9	at Islanders	3-4	L(2OT)
4	Apr. 11	at Islanders	6-1	W
5	Apr. 13	Islanders	6-5	W

NY Rangers Won Division Semifinals 4-1

1	Apr. 19	Washington	7-3	W
2	Apr. 21	Washington	3-6	L
3	Apr. 23	at Washington	1-7	L
4	Apr. 25	at Washington	3-4	L(OT)
5	Apr. 27	Washington	1-2	L(OT)

Washington Won Division Finals 4-1

1991 PLAYOFFS				
GAME	DATE	OPPONENT	SCORE	RESULT
1	Apr. 3	Washington	2-1	W
2	Apr. 5	Washington	0-3	L
3	Apr. 7	at Washington	6-0	W
4	Apr. 9	at Washington	2-3	L
5	Apr. 11	Washington	4-5	L(OT)
6	Apr. 13	at Washington	2-4	L

Washington Won Division Semifinals 4-2

1992 PLAYOFFS				
GAME	DATE	OPPONENT	SCORE	RESULT
1	Apr. 19	New Jersey	2-1	W
2	Apr. 21	New Jersey	3-7	L
3	Apr. 23	at New Jersey	1-3	L
4	Apr. 25	at New Jersey	3-0	W
5	Apr. 27	New Jersey	8-5	W
6	Apr. 29	at New Jersey	3-5	L
7	May 1	New Jersey	8-4	W

NY Rangers Won Division Semifinals 4-3

1	May 3	Penguins	2-4	L
2	May 5	Penguins	4-2	W
3	May 7	at Penguins	6-5	W(OT)
4	May 9	at Penguins	4-5	L(OT)
5	May 11	Penguins	2-3	L
6	May 13	at Penguins	1-5	L

Penguins Won Division Finals 4-2

Did not make playoffs

1994 PLAYOFFS				
GAME	DATE	OPPONENT	SCORE	RESULT
1	Apr. 17	Islanders	6-0	W
2	Apr. 18	Islanders	6-0	W
3	Apr. 21	at Islanders	5-1	W
4	Apr. 24	at Islanders	5-2	W

NY Rangers Won Conference Quarterfinals 4-0

1	May 1	Washington	6-3	W
2	May 3	Washington	5-2	W
3	May 5	at Washington	3-0	W
4	May 7	at Washington	2-4	L
5	May 9	Washington	4-3	W

NY Rangers Won Conference Semifinals 4-1

1	May 15	New Jersey	3-4	L(2OT)
2	May 17	New Jersey	4-0	W
3	May 19	at New Jersey	3-2	W(2OT)
4	May 21	at New Jersey	1-3	L
5	May 23	New Jersey	1-4	L
6	May 25	at New Jersey	4-2	W
7	May 27	New Jersey	2-1	W(2OT)

NY Rangers Won Conference Finals 4-3

1	May 31	Vancouver	2-3	L(OT)
2	June 2	Vancouver	3-1	W
3	June 4	at Vancouver	5-1	W
4	June 7	at Vancouver	4-2	W
5	June 9	Vancouver	3-6	L
6	June 11	at Vancouver	1-4	L
7	June 14	Vancouver	3-2	W

NY Rangers Won Stanley Cup Finals 4-3

1995 PLAYOFFS				
GAME	DATE	OPPONENT	SCORE	RESULT
1	May 6	at Quebec	4-5	L
2	May 8	at Quebec	8-3	W
3	May 10	Quebec	4-3	W
4	May 12	Quebec	3-2	W(OT)
5	May 14	at Quebec	2-4	L
6	May 16	Quebec	4-2	W

NY Rangers Won Conference Quarterfinals 4-2

1	May 21	at Philadelphia	4-5	L(OT)
2	May 22	at Philadelphia	3-4	L(OT)
3	May 24	Philadelphia	2-5	L
4	May 26	Philadelphia	1-4	L

Philadelphia Won Conference Semifinals 4-0

1996 PLAYOFFS				
GAME	DATE	OPPONENT	SCORE	RESULT
1	Apr. 16	Canadiens	2-3	L(OT)
2	Apr. 18	Canadiens	3-5	L
3	Apr. 21	at Canadiens	2-1	W
4	Apr. 23	at Canadiens	4-3	W
5	Apr. 26	Canadiens	3-2	W
6	Apr. 28	at Canadiens	5-3	W

NY Rangers Won Conference Quarterfinals 4-2

1	May 3	at Penguins	3-4	L
2	May 5	at Penguins	6-3	W
3	May 7	Penguins	2-3	L
4	May 9	Penguins	1-4	L
5	May 11	at Penguins	3-7	L

Penguins Won Conference Semifinals 4-1

RANGERS PLAYOFF RESULTS GAME-BY-GAME

1997 PLAYOFFS				
GAME	DATE	OPPONENT	SCORE	RESULT
1	Apr. 17	at Florida	0-3	L
2	Apr. 20	at Florida	3-0	W
3	Apr. 22	Florida	4-3	W(OT)
4	Apr. 23	Florida	3-2	W
5	Apr. 25	at Florida	3-2	W(OT)
NY Rangers Won Conference Quarterfinals 4-1				
1	May 2	at New Jersey	0-2	L
2	May 4	at New Jersey	2-0	W
3	May 6	New Jersey	3-2	W
4	May 8	New Jersey	3-0	W
5	May 11	at New Jersey	2-1	W(OT)
NY Rangers Won Conference Semifinals 4-1				
1	May 16	at Philadelphia	1-3	L
2	May 18	at Philadelphia	5-4	W
3	May 20	Philadelphia	3-6	L
4	May 23	Philadelphia	2-3	L
5	May 25	at Philadelphia	2-4	L
Philadelphia Won Conference Finals 4-1				

1998 PLAYOFFS

Did not make playoffs

1999 PLAYOFFS

Did not make playoffs

2000 PLAYOFFS

Did not make playoffs

2001 PLAYOFFS

Did not make playoffs

2002 PLAYOFFS

Did not make playoffs

2003 PLAYOFFS

Did not make playoffs

2004 PLAYOFFS

Did not make playoffs

2006 PLAYOFFS

GAME	DATE	OPPONENT	SCORE	RESULT
1	Apr. 22	at New Jersey	1-6	L
2	Apr. 24	at New Jersey	1-4	L
3	Apr. 26	New Jersey	0-3	L
4	Apr. 29	New Jersey	2-4	L
New Jersey Won Conference Quarterfinals 4-0				

2007 PLAYOFFS				
GAME	DATE	OPPONENT	SCORE	RESULT
1	Apr. 12	at Thrashers	4-3	W
2	Apr. 14	at Thrashers	2-1	W
3	Apr. 17	Thrashers	7-0	W
4	Apr. 18	Thrashers	4-2	W
NY Rangers Won Conference Quarterfinals 4-0				
1	Apr. 25	at Buffalo	2-5	L
2	Apr. 27	at Buffalo	2-3	L
3	Apr. 29	Buffalo	2-1	W(2OT)
4	May 1	Buffalo	2-1	W
5	May 4	at Buffalo	1-2	L(OT)
6	May 6	Buffalo	4-5	L
Buffalo Won Conference Semifinals 4-2				

2008 PLAYOFFS

GAME	DATE	OPPONENT	SCORE	RESULT
1	Apr. 9	at New Jersey	4-1	W
2	Apr. 11	at New Jersey	2-1	W
3	Apr. 13	New Jersey	3-4	L(OT)
4	Apr. 16	New Jersey	5-3	W
5	Apr. 18	at New Jersey	5-3	W
NY Rangers Won Conference Quarterfinals 4-1				

1	Apr. 25	at Penguins	4-5	L
2	Apr. 27	at Penguins	0-2	L
3	Apr. 29	Penguins	3-5	L
4	May 1	Penguins	3-0	W
5	May 4	at Penguins	2-3	L(OT)
Penguins Won Conference Semifinals 4-1				

2009 PLAYOFFS

GAME	DATE	OPPONENT	SCORE	RESULT
1	Apr. 15	at Washington	4-3	W
2	Apr. 18	at Washington	1-0	W
3	Apr. 20	Washington	0-4	L
4	Apr. 22	Washington	2-1	W
5	Apr. 24	at Washington	0-4	L
6	Apr. 26	Washington	3-5	L
7	Apr. 28	at Washington	1-2	L
Washington Won Conference Quarterfinals 4-3				

2010 PLAYOFFS

Did not make playoffs

2011 PLAYOFFS

GAME	DATE	OPPONENT	SCORE	RESULT
1	Apr. 13	at Washington	1-2	L(OT)
2	Apr. 15	at Washington	0-2	L
3	Apr. 17	Washington	3-2	W
4	Apr. 20	Washington	3-4	L(2OT)
5	Apr. 23	at Washington	1-3	L
Washington Won Conference Quarterfinals 4-1				

RANGERS PLAYOFF RESULTS GAME-BY-GAME

2012 PLAYOFFS

GAME	DATE	OPPONENT	SCORE	RESULT
1	Apr. 12	Ottawa	4-2	W
2	Apr. 14	Ottawa	2-3	L(OT)
3	Apr. 16	at Ottawa	1-0	W
4	Apr. 18	at Ottawa	2-3	L(OT)
5	Apr. 21	Ottawa	0-2	L
6	Apr. 23	at Ottawa	3-2	W
7	Apr. 26	Ottawa	2-1	W

NY Rangers Won Conference Quarterfinals 4-3

1	Apr. 28	Washington	3-1	W
2	Apr. 30	Washington	2-3	L
3	May 2	at Washington	2-1	W(3OT)
4	May 5	at Washington	2-3	L
5	May 7	Washington	3-2	W(OT)
6	May 9	at Washington	1-2	L
7	May 12	Washington	2-1	W

NY Rangers Won Conference Semifinals 4-3

1	May 14	New Jersey	3-0	W
2	May 16	New Jersey	2-3	L
3	May 19	at New Jersey	3-0	W
4	May 21	at New Jersey	1-4	L
5	May 23	New Jersey	3-5	L
6	May 25	at New Jersey	2-3	L(OT)

New Jersey Won Conference Finals 4-2

2013 PLAYOFFS

GAME	DATE	OPPONENT	SCORE	RESULT
1	May 2	at Washington	1-3	L
2	May 4	at Washington	0-1	L(OT)
3	May 6	Washington	4-3	W
4	May 8	Washington	4-3	W
5	May 10	at Washington	1-2	L(OT)
6	May 12	Washington	1-0	W
7	May 13	at Washington	5-0	W

NY Rangers Won Conference Quarterfinals 4-3

1	May 16	at Boston	2-3	L(OT)
2	May 19	at Boston	2-5	L
3	May 21	Boston	1-2	L
4	May 23	Boston	4-3	W(OT)
5	May 25	at Boston	1-3	L

Boston Won Conference Semifinals 4-1

2014 PLAYOFFS

GAME	DATE	OPPONENT	SCORE	RESULT
1	Apr. 17	Philadelphia	4-1	W
2	Apr. 20	Philadelphia	2-4	L
3	Apr. 22	at Philadelphia	4-1	W
4	Apr. 25	at Philadelphia	1-2	L
5	Apr. 27	Philadelphia	4-2	W
6	Apr. 29	at Philadelphia	2-5	L
7	Apr. 30	Philadelphia	2-1	W

NY Rangers Won First Round 4-3

1	May 2	at Penguins	3-2	W(OT)
2	May 4	at Penguins	0-3	L
3	May 5	Penguins	0-2	L
4	May 7	Penguins	2-4	L
5	May 9	at Penguins	5-1	W
6	May 11	Penguins	3-1	W
7	May 13	at Penguins	2-1	W

NY Rangers Won Second Round 4-3

1	May 17	at Canadiens	7-2	W
2	May 19	at Canadiens	3-1	W
3	May 22	Canadiens	2-3	L(OT)
4	May 25	Canadiens	3-2	W(OT)
5	May 27	at Canadiens	4-7	L
6	May 29	Canadiens	1-0	W

NY Rangers Won Conference Final 4-2

1	June 4	at Los Angeles	2-3	L(OT)
2	June 7	at Los Angeles	4-5	L(2OT)
3	June 9	Los Angeles	0-3	L
4	June 11	Los Angeles	2-1	W
5	June 13	at Los Angeles	2-3	L(2OT)

Los Angeles Won Stanley Cup Final 4-1

2015 PLAYOFFS

GAME	DATE	OPPONENT	SCORE	RESULT
1	Apr. 16	Penguins	2-1	W
2	Apr. 18	Penguins	3-4	L
3	Apr. 20	at Penguins	2-1	W
4	Apr. 22	at Penguins	2-1	W(OT)
5	Apr. 24	Penguins	2-1	W(OT)

NY Rangers Won First Round 4-1

1	Apr. 30	Washington	1-2	L
2	May 2	Washington	3-2	W
3	May 4	at Washington	0-1	L
4	May 6	at Washington	1-2	L
5	May 8	Washington	2-1	W(OT)
6	May 10	at Washington	4-3	W
7	May 13	Washington	2-1	W(OT)

NY Rangers Won Second Round 4-3

1	May 16	Tampa Bay	2-1	W
2	May 18	Tampa Bay	2-6	L
3	May 20	at Tampa Bay	5-6	L(OT)
4	May 22	at Tampa Bay	5-1	W
5	May 24	Tampa Bay	0-2	L
6	May 26	at Tampa Bay	7-3	W
7	May 29	Tampa Bay	0-2	L

Tampa Bay Won Conference Final 4-3

2016 PLAYOFFS

GAME	DATE	OPPONENT	SCORE	RESULT
1	Apr. 13	at Penguins	2-5	L
2	Apr. 16	at Penguins	4-2	W
3	Apr. 19	Penguins	1-3	L
4	Apr. 21	Penguins	0-5	L
5	Apr. 23	at Penguins	3-6	L

Penguins Won First Round 4-1

ALL-TIME PLAYOFF OVERTIME RESULTS

DATE	PLACE	OPPONENT	GAME/SERIES	FINAL SCORE	GOAL SCORER	TIME	SERIES WINNER
4-7-28	Mtl.	Maroons	2/F	2-1	Frank Boucher	7:05	Rangers
3-21-29	MSG	Americans	2/O	1-0	Butch Keeling	29:50	Rangers
3-26-29	Tor.	Maple Leafs	2/S	2-1	Frank Boucher	2:03	Rangers
3-28-30	Mtl.	Canadiens	1/S	1-2	Gus Rivers	68:52	Canadiens
3-26-32	Mtl.	Canadiens	2/S	4-3	Bun Cook	59:32	Rangers
4-13-33	Tor.	Maple Leafs	4/S	1-0	Bill Cook*	7:33	Rangers
3-25-37	MSG	Maple Leafs	2/O	2-1	Babe Pratt	13:05	Rangers
3-22-38	MSG	Americans	1/O	1-2	Johnny Sorrell	21:25	Americans
3-27-38	MSG	Americans	3/Q	2-3	Lorne Carr	60:40	Americans
3-21-39	MSG	Bruins	1/S	1-2	Mel Hill	59:25	Bruins
3-23-39	Bos.	Bruins	2/S	2-3	Mel Hill	8:24	Bruins
3-30-39	Bos.	Bruins	5/S	2-1	Snuffy Smith	17:19	Bruins
4-2-39	Bos.	Bruins	7/S	1-2	Mel Hill	48:00	Bruins
4-2-40	MSG	Maple Leafs	1/F	2-1	Alf Pike	15:30	Rangers
4-11-40	Tor.	Maple Leafs	5/F	2-1	Muzz Patrick	11:43	Rangers
4-13-40	Tor.	Maple Leafs	6/F	3-2	Bryan Hextall*	2:07	Rangers
3-20-41	Det.	Red Wings	1/Q	1-2	Gus Giesebrecht	12:01	Red Wings
4-4-50	Mtl.	Canadiens	4/S	2-3	Elmer Lach	15:19	Rangers
4-18-50	Det.	Red Wings	4/F	4-3	Don Raleigh	8:34	Red Wings
4-20-50	Det.	Red Wings	5/F	2-1	Don Raleigh	1:38	Red Wings
4-23-50	Det.	Red Wings	7/F	3-4	Pete Babando*	28:31	Red Wings
3-28-57	MSG	Canadiens	2/S	4-3	Andy Hebenton	13:38	Canadiens
4-4-57	Mtl.	Canadiens	5/S	3-4	Maurice Richard	1:11	Canadiens
3-27-58	MSG	Bruins	2/S	3-4	Jerry Toppazzini	4:46	Bruins
4-5-62	Tor.	Maple Leafs	5/2	2-3	Red Kelly	24:23	Maple Leafs
4-13-67	MSG	Canadiens	4/S	1-2	John Ferguson	6:28	Canadiens
4-15-71	Tor.	Maple Leafs	6/Q	2-1	Bob Nevin	9:07	Rangers
4-18-71	Chi.	Blackhawks	1/S	2-1	Pete Stelmowski	1:37	Blackhawks
4-27-71	Chi.	Blackhawks	5/S	2-3	Bobby Hull	6:35	Blackhawks
4-29-71	MSG	Blackhawks	6/S	3-2	Pete Stelmowski	41:29	Blackhawks
4-16-74	Mtl.	Canadiens	5/Q	3-2	Ron Harris	4:07	Rangers
4-28-74	MSG	Flyers	4/S	2-1	Rod Gilbert	4:20	Flyers
4-11-75	MSG	Islanders	3/P	3-4	J.P. Parise	0:11	Islanders
4-13-78	MSG	Sabres	2/P	4-3	Don Murdoch	1:37	Sabres
4-12-79	L.A.	Kings	2/P	2-1	Phil Esposito	6:11	Rangers
4-16-79	Phi.	Flyers	1/Q	2-3	Ken Linseman	0:44	Rangers
4-28-79	Nass.	Islanders	2/SF	3-4	Denis Potvin	8:02	Rangers
5-3-79	MSG	Islanders	4/SF	2-3	Bob Nystrom	3:40	Rangers
5-19-79	MSG	Canadiens	4/F	3-4	Serge Savard	7:25	Canadiens
4-8-80	MSG	Flames	1/P	2-1	Steve Vickers	0:33	Rangers
4-18-82	MSG	Islanders	3/DF	3-4	Bryan Trottier	3:00	Islanders
4-10-84	Nass.	Islanders	5/DSF	2-3	Ken Morrow	8:56	Islanders
4-10-85	Phi.	Flyers	1/DSF	4-5	Mark Howe	8:01	Flyers
4-17-86	Wsh.	Capitals	1/DF	4-3	Brian MacLellan	1:16	Rangers
4-23-86	MSG	Capitals	4/O	6-5	Bob Brooke	2:40	Rangers
5-5-86	MSG	Canadiens	3/CF	3-4	Claude Lemieux	9:41	Canadiens
4-9-90	Nass.	Islanders	3/DSF	3-4	Brent Sutter	20:59	Rangers
4-25-90	Wsh.	Capitals	4/DF	3-4	Rod Langway	0:34	Capitals
4-27-90	MSG	Capitals	5/DF	1-2	John Druce	6:48	Capitals
4-11-91	MSG	Capitals	5/DSF	4-5	Dino Ciccarelli	6:44	Capitals
5-7-92	Pit.	Penguins	3/DF	6-5	Kris King	1:29	Penguins
5-9-92	Pit.	Penguins	4/DF	4-5	Ron Francis	2:47	Penguins
5-15-94	MSG	Devils	1/CF	3-4	Stephane Richer	35:23	Rangers
5-19-94	N.J.	Devils	3/CF	3-2	Stephane Matteau	26:13	Rangers
5-27-94	MSG	Devils	7/CF	2-1	Stephane Matteau	24:24	Rangers
5-31-94	MSG	Canucks	1/F	2-3	Greg Adams	19:26	Rangers
5-12-95	MSG	Nordiques	4/Q	3-2	Steve Larmer	8:09	Rangers
5-21-95	Phi.	Flyers	1/CSF	4-5	Eric Desjardins	7:03	Flyers
5-22-95	Phi.	Flyers	2/CSF	3-4	Kevin Haller	0:25	Flyers
4-16-96	MSG	Canadiens	1/COF	2-3	Vincent Damphousse	5:04	Rangers
4-22-97	MSG	Panthers	3/COF	4-3	Esa Tikkanen	16:29	Rangers
4-25-97	Fla.	Panthers	5/COF	3-2	Esa Tikkanen	12:02	Rangers
5-11-97	N.J.	Devils	5/CSF	2-1	Adam Graves	14:08	Rangers
4-29-07	MSG	Sabres	3/CSF	2-1	Michal Rozsival	36:43	Sabres
5-4-07	Buf.	Sabres	5/CSF	1-2	Maxim Afinogenov	4:39	Sabres
4-13-08	MSG	Devils	3/COF	3-4	John Madden	6:01	Rangers
5-4-08	Pit.	Penguins	5/CSF	2-3	Marian Hossa	7:10	Penguins
4-13-11	Wsh.	Capitals	1/COF	1-2	Alexander Semin	18:24	Capitals
4-20-11	MSG	Capitals	4/COF	3-4	Jason Chimera	32:36	Capitals
4-14-12	MSG	Senators	2/COF	2-3	Chris Neil	1:17	Rangers
4-18-12	Ott.	Senators	4/COF	2-3	Kyle Turris	2:42	Rangers
5-2-12	Wsh.	Capitals	3/CSF	2-1	Marian Gaborik	54:41	Rangers
5-7-12	MSG	Capitals	5/CSF	3-2	Marc Staal	1:35	Rangers
5-25-12	N.J.	Devils	6/CF	2-3	Adam Henrique	1:03	Devils
5-4-13	Wsh.	Capitals	2/O	0-1	Mike Green	8:00	Rangers
5-10-13	Wsh.	Capitals	5/O	1-2	Mike Ribeiro	15:40	Rangers
5-16-13	Bos.	Bruins	1/SF	2-3	Brad Marchand	9:24	Bruins
5-23-13	MSG	Bruins	4/SF	4-3	Chris Kreider	7:03	Bruins
5-2-14	Pit.	Penguins	1/SR	3-2	Denick Brassard	3:06	Rangers
5-22-14	MSG	Canadiens	3/CF	2-3	Alex Galchenyuk	1:12	Rangers
5-25-14	MSG	Canadiens	4/CF	3-2	Martin St. Louis	6:02	Rangers
6-4-14	L.A.	Kings	1/F	2-3	Justin Williams	4:36	Kings
6-7-14	L.A.	Kings	2/F	4-5	Dustin Brown	30:26	Kings
6-13-14	L.A.	Kings	5/F	2-3	Alec Martinez*	34:43	Kings
4-22-15	Pit.	Penguins	4/FR	2-1	Kevin Hayes	3:14	Rangers
4-24-15	MSG	Penguins	5/S	2-1	Carl Hagelin	10:52	Rangers
5-8-15	MSG	Capitals	5/SR	2-1	Ryan McDonagh	9:37	Rangers
5-13-15	MSG	Capitals	7/SR	2-1	Derek Stepan	11:24	Rangers
5-20-15	T.B.	Lightning	3/CF	5-6	Nikita Kucherov	3:33	Lightning

P: Preliminary; Q: Quarterfinals; FR: First Round; SR: Second Round; DSF: Division Semifinals; DF: Division Finals; COF: Conference Quarterfinals; CSF: Conference Semifinals; CF: Conference Final; S: Semifinals; F: Finals

* Goal decided Stanley Cup.

ALL-TIME PLAYOFF SCORING LIST

	NAME & POSITION	GP	G	A	PTS	PIM
1	Brian Leetch (D)	82	28	61	89	30
2	Mark Messier (C)	70	29	51	80	69
3	Rod Gilbert (RW)	79	34	33	67	43
4	Don Maloney (LW)	85	22	35	57	91
5	Walt Tkaczuk (C)	93	19	32	51	119
6	Steve Vickers (LW)	68	24	25	49	58
7	Ron Greschner (D)	84	17	32	49	106
8	Ron Duguay (C)	69	28	19	47	103
9	Anders Hedberg (RW)	58	22	24	46	31
10	Adam Graves (LW)	68	28	16	44	70
11	Brad Park (D)	64	12	32	44	129
12	Derick Brassard (C)	59	18	26	44	30
13	Derek Stepan (C)	85	17	26	43	20
14	Jean Ratelle (C)	65	9	33	42	14
15	Vic Hadfield (LW)	61	22	19	41	106
16	Alexei Kovalev (RW)	44	16	23	39	42
17	Pete Stenkowski (C)	55	18	18	36	75
18	Frank Boucher (C)	54	16	20	36	12
19	Bill Fairbairn (RW)	52	13	21	34	42
20	Ryan McDonagh (D)	84	8	26	34	37
21	Chris Kreider (LW)	65	20	13	33	40
22	Rick Nash (LW)	61	11	22	33	16
23	Barry Beck (D)	49	10	22	32	77
24	Bobby Rousseau (RW)	38	9	22	31	15
25	James Patrick (D)	63	5	26	31	62
26	Dan Girardi (D)	110	6	25	31	34
27	Sergei Zubov (D)	32	8	22	30	2
28	Brad Richards (C)	55	12	16	28	14
29	Ted Irvine (LW)	60	10	18	28	102
30	Reijo Ruotsalainen (D)	43	11	16	27	22
31	Phil Esposito (C)	30	11	16	27	33
32	Jaromir Jagr (RW)	23	10	17	27	26
33	Phil Watson (RW)	45	7	20	27	51
34	Mike Gartner (RW)	29	14	12	26	16
35	Pierre Larouche (C)	27	14	12	26	8
36	Carl Hagelin (LW)	73	12	14	26	39
37	Neil Colville (C)	46	7	19	26	32
38	Ryan Callahan (RW)	59	14	10	24	38
39	Bill Cook (RW)	46	13	11	24	68
40	Alex Shibicky (RW)	39	12	12	24	12
41	Bruce MacGregor (C)	52	10	14	24	10
42	Dave Maloney (D)	48	7	17	24	91
43	Mark Pavelich (C)	23	7	17	24	14
44	Mats Zuccarello (RW)	48	7	17	24	30
45	Eddie Johnstone (RW)	53	13	10	23	83
46	Cecil Dillon (RW)	38	13	9	22	14
47	Butch Keeling (LW)	47	11	11	22	34
48	Martin St. Louis (RW)	44	9	13	22	6
49	Ulf Nilsson (C)	25	8	14	22	27
50	Sergei Nemchinov (LW)	52	7	15	22	18
51	Dale Rolfe (D)	50	5	17	22	59

ALL-TIME PLAYOFF LEADERS

GAMES PLAYED	
PLAYER	TOTAL
Dan Girardi (D)	110
Walt Tkaczuk (C)	93
Marc Staal (D)	92
Don Maloney (LW)	85
Derek Stepan (C)	85
Ron Greschner (D)	84
Ryan McDonagh (D)	84
Brian Leetch (D)	82
Rod Gilbert (RW)	79
Carl Hagelin (LW)	73
Mark Messier (C)	70
Jeff Beukeboom (D)	70
Ron Duguay (C)	69
Steve Vickers (LW)	68
Adam Graves (LW)	68

GOALS	
Rod Gilbert (RW)	34
Mark Messier (C)	29
Adam Graves (LW)	28
Ron Duguay (C)	28
Brian Leetch (D)	28
Steve Vickers (LW)	24
Anders Hedberg (RW)	22
Vic Hadfield (LW)	22
Don Maloney (LW)	22
Chris Kreider (LW)	20
Walt Tkaczuk (C)	19
Pete Stenkowski (C)	18
Derick Brassard (C)	18
Ron Greschner (D)	17
Derek Stepan (C)	17

ASSISTS	
Brian Leetch (D)	61
Mark Messier (C)	51
Don Maloney (LW)	35
Jean Ratelle (C)	33
Rod Gilbert (RW)	33
Brad Park (D)	32
Ron Greschner (D)	32
Walt Tkaczuk (C)	32
Derek Stepan (C)	26
Ryan McDonagh (D)	26
James Patrick (D)	26
Derick Brassard (C)	26
Steve Vickers (LW)	25
Dan Girardi (D)	25
Anders Hedberg (RW)	24
Alexei Kovalev (RW)	23

PENALTY MINUTES	
Ching Johnson (D)	159
Jeff Beukeboom (D)	147
Ed Hospodar (D)	135
Brad Park (D)	129
Walt Tkaczuk (C)	119
Ron Greschner (D)	106
Vic Hadfield (LW)	106
Ron Duguay (C)	103
Ted Irvine (LW)	102
Troy Mallette (LW)	99
Mark Hardy (D)	94
Mike Allison (RW)	92
Don Maloney (LW)	91
Dave Maloney (D)	91
Joey Kocur (RW)	84
Eddie Johnstone (RW)	83
Kris King (LW)	80

GOALS BY A DEFENSEMAN	
PLAYER	TOTAL
Brian Leetch	28
Ron Greschner	17
Brad Park	12
Reijo Ruotsalainen	11
Barry Beck	10
Babe Pratt	9
Ryan McDonagh	8
Sergei Zubov	8
Dave Maloney	7
Dan Girardi	6
Marc Staal	6
Ott Heller	6

ASSISTS BY A DEFENSEMAN	
Brian Leetch	61
Brad Park	32
Ron Greschner	32
Ryan McDonagh	26
James Patrick	26
Dan Girardi	25
Barry Beck	22
Sergei Zubov	22

POINTS BY A DEFENSEMAN	
Brian Leetch	89
Ron Greschner	49
Brad Park	44
Ryan McDonagh	34
Barry Beck	32
James Patrick	31
Dan Girardi	31
Sergei Zubov	30
Reijo Ruotsalainen	27
Dave Maloney	24
Dale Rolfe	22
Carol Vadnais	21

WINS	
Henrik Lundqvist	55
Mike Richter	41
Ed Giacomin	29
Dave Kerr	17
John Davidson	16
John Vanbiesbrouck	13
Ed Mio	9
Chuck Rayner	9
John Ross Roach	9
Steve Baker	7
Andy Aitkenhead	6
Gilles Villemure	5
Lorne Worsley	5

SHUTOUTS	
Mike Richter	9
Henrik Lundqvist	9
Dave Kerr	7
John Ross Roach	5
Andy Aitkenhead	3
Lorne Chabot	2
John Vanbiesbrouck	2

APPEARANCES	
Henrik Lundqvist	116
Mike Richter	76
Ed Giacomin	65
John Vanbiesbrouck	38
Dave Kerr	32
John Davidson	30
John Ross Roach	21

SINGLE SEASON PLAYOFF LEADERS

GOALS		
PLAYER	YEAR	TOTAL
Mark Messier	1993-94	12
Brian Leetch	1993-94	11
Adam Graves	1993-94	10
Wayne Gretzky	1996-97	10
Steve Larmer	1993-94	9
Alexei Kovalev	1993-94	9
Esa Tikkanen	1996-97	9
Derick Brassard	2014-15	9
Cecil Dillon	1932-33	8
Vic Hadfield	1970-71	8
Phil Esposito	1978-79	8
Ron Duguay	1980-81	8
Anders Hedberg	1980-81	8
Ulf Nilsson	1980-81	8
Pierre Larouche	1985-86	8
Mike Gartner	1991-92	8
Martin St. Louis	2013-14	8

ASSISTS		
PLAYER	YEAR	TOTAL
Brian Leetch	1993-94	23
Mark Messier	1993-94	18
Sergei Zubov	1993-94	14
Don Maloney	1978-79	13
Ryan McDonagh	2013-14	13
Phil Esposito	1978-79	12
Alexei Kovalev	1993-94	12
Bobby Rousseau	1971-72	11
Mike McEwen	1978-79	11
Brian Leetch	1991-92	11
Mark Messier	1994-95	10
Wayne Gretzky	1996-97	10
Jaromir Jagr	2007-08	10
Derick Brassard	2012-13	10
Derek Stepan	2013-14	10

POINTS		
PLAYER	YEAR	TOTAL
Brian Leetch	1993-94	34
Mark Messier	1993-94	30
Alexei Kovalev	1993-94	21
Don Maloney	1978-79	20
Phil Esposito	1978-79	20
Wayne Gretzky	1996-97	20
Sergei Zubov	1993-94	19
Bobby Rousseau	1971-72	17
Ron Duguay	1980-81	17
Pierre Larouche	1985-86	17
Adam Graves	1993-94	17
Ryan McDonagh	2013-14	17

PENALTY MINUTES		
PLAYER	YEAR	TOTAL
Ed Hospodar	1980-81	93
Troy Mallette	1989-90	81
Chris Kotsopoulos	1980-81	63
Jeff Beukeboom	1993-94	50
Jeff Beukeboom	1991-92	47
Ching Johnson	1927-28	46
Vic Hadfield	1970-71	46
Gary Doak	1971-72	46
Larry Molnyk	1985-86	46
Dave Maloney	1978-79	45
Wilf Paiement	1985-86	45

POWER PLAY GOALS		
PLAYER	YEAR	TOTAL
Adam Graves	1995-96	6
Alexei Kovalev	1993-94	5
Rod Gilbert	1971-72	4
Ron Greschner	1978-79	4
Robbie Florek	1981-82	4
Pierre Larouche	1985-86	4
Wilf Paiement	1985-86	4
Mike Gartner	1989-90	4
Brian Leetch	1993-94	4

SHORTHANDED GOALS		
PLAYER	YEAR	TOTAL
Cecil Dillon	1932-33	3
Mac Colville	1939-40	2
Bob Brooke	1985-86	2
Mark Messier	1991-92	2
Carl Hagelin	2013-14	2

GOALS BY A ROOKIE		
PLAYER	YEAR	TOTAL
Don Maloney	1978-79	7
Mike Ridley	1985-86	6
Steve Vickers	1972-73	5
Lance Nethery	1980-81	5
Chris Kreider	2011-12	5
Chris Kreider	2013-14	5
Anders Hedberg	1978-79	4
Reijo Ruotsalainen	1981-82	4
Niklas Sundstrom	1995-96	4
Brandon Dubinsky	2007-08	4

POINTS BY A ROOKIE		
PLAYER	YEAR	TOTAL
Don Maloney	1978-79	20
Mike Ridley	1985-86	14
Chris Kreider	2013-14	13
Steve Vickers	1972-73	9
Reijo Ruotsalainen	1981-82	9
Tony Amonte	1991-92	9
Lance Nethery	1980-81	8
Peter Wallin	1980-81	8
Brandon Dubinsky	2007-08	8
Mikko Leinonen	1981-82	7
Kelly Miller	1985-86	7
Darren Turcotte	1989-90	7
Niklas Sundstrom	1995-96	7
Chris Kreider	2011-12	7
Kevin Hayes	2014-15	7

GOALS BY A DEFENSEMAN		
PLAYER	YEAR	TOTAL
Brian Leetch	1993-94	11
Ron Greschner	1978-79	7
Brian Leetch	1994-95	6
Barry Beck	1980-81	5
Sergei Zubov	1993-94	5
Brad Park	1971-72	4
Dale Rolfe	1971-72	4
Brad Park	1973-74	4
Ron Greschner	1980-81	4
Reijo Ruotsalainen	1981-82	4
Reijo Ruotsalainen	1982-83	4
Brian Leetch	1991-92	4
Ryan McDonagh	2013-14	4

POINTS BY A DEFENSEMAN		
PLAYER	YEAR	TOTAL
Brian Leetch	1993-94	34
Sergei Zubov	1993-94	19
Ryan McDonagh	2013-14	17
Brian Leetch	1991-92	15
Brian Leetch	1994-95	14
Mike McEwen	1978-79	13
Barry Beck	1980-81	13
Brad Park	1973-74	12
Ron Greschner	1978-79	12
Ron Greschner	1980-81	12
Dan Girardi	2011-12	12
Brad Park	1971-72	11
Carol Vadnais	1978-79	11
James Patrick	1989-90	11
Sergei Zubov	1994-95	11
Keith Yandle	2014-15	11

WINS		
PLAYER	YEAR	TOTAL
Mike Richter	1993-94	16
Henrik Lundqvist	2013-14	13
John Davidson	1978-79	11
Henrik Lundqvist	2014-15	11
Henrik Lundqvist	2011-12	10
Mike Richter	1996-97	9
Dave Kerr	1939-40	8
John Vanbiesbrouck	1985-86	8
Chuck Rayner	1949-50	7
Ed Giacomin	1970-71	7
Ed Giacomin	1973-74	7
Steve Baker	1980-81	7
Andy Aitkenhead	1932-33	6
Dave Kerr	1936-37	6
Ed Giacomin	1971-72	6
Henrik Lundqvist	2006-07	6

SHUTOUTS		
PLAYER	YEAR	TOTAL
Dave Kerr	1936-37	4
Mike Richter	1993-94	4
John Ross Roach	1928-29	3
Dave Kerr	1939-40	3
Mike Richter	1996-97	3
Henrik Lundqvist	2011-12	3

APPEARANCES		
PLAYER	YEAR	TOTAL
Henrik Lundqvist	2013-14	25
Mike Richter	1993-94	23
Henrik Lundqvist	2011-12	20
Henrik Lundqvist	2014-15	19
John Davidson	1978-79	18
John Vanbiesbrouck	1985-86	16
Mike Richter	1996-97	15
Steve Baker	1980-81	14
Ed Giacomin	1973-74	13
Dave Kerr	1939-40	12
Chuck Rayner	1949-50	12
Ed Giacomin	1970-71	12
Henrik Lundqvist	2012-13	12
Mike Richter	1995-96	11

STANLEY CUP WINNING GOALS

BY RANGERS

YEAR	PLAYER, OPPONENT	LOCATION
1928	Frank Boucher vs. Montreal Maroons	at Montreal
1933	Bill Cook vs. Toronto Maple Leafs	at Toronto
1940	Bryan Hextall vs. Toronto Maple Leafs	at Toronto
1994	Mark Messier vs. Vancouver Canucks	at Madison Square Garden

AGAINST RANGERS

YEAR	PLAYER, TEAM	LOCATION
1929	Bill Carson — Boston Bruins	at Madison Square Garden
1932	Ace Bailey — Toronto Maple Leafs	at Toronto
1937	Marty Barry — Detroit Red Wings	at Detroit
1950	Pete Babando — Detroit Red Wings	at Detroit
1972	Bobby Orr — Boston Bruins	at Madison Square Garden
1979	Jacques Lemaire — Montreal Canadiens	at Montreal
2014	Alec Martinez — Los Angeles Kings	at Los Angeles

ALL-TIME PLAYOFF HAT TRICKS

Frank Boucher	vs. Toronto, 4/9/32 at Toronto, Finals Game 3, 6-4 Maple Leafs, Opposing Goalie: Lorne Chabot.
Bryan Hextall	vs. Toronto, 4/3/40 at New York, Finals Game 2, 6-2 Rangers, Opposing Goalie: Turk Broda.
Pentti Lund	vs. Montreal, 4/2/50 at New York, Semifinals Game 3, 4-1 Rangers, Opposing Goalie: Bill Durnan.
Vic Hadfield	vs. Chicago, 4/22/71 at New York, Semifinals Game 3, 4-1 Rangers, Opposing Goalie: Tony Esposito.
Steve Vickers	vs. Boston, 4/10/73 at Boston, Quarterfinals Game 5, 6-3 Rangers, Opposing Goalies: Ross Brooks & Eddie Johnston.
Ron Duguay	vs. Philadelphia, 4/20/80 at New York, Quarterfinals Game 4, 4-2 Rangers, Opposing Goalie: Pete Peeters.
Mike Gartner	vs. Islanders, 4/13/90 at New York, Division Semifinals Game 5, 6-5 Rangers, Opposing Goalies: Mark Fitzpatrick and Glenn Healy.
Bernie Nicholls	vs. Washington, 4/19/90 at New York, Division Finals Game 1, 7-3 Rangers, Opposing Goalie: Mike Liut.
Mike Gartner	vs. New Jersey, 4/27/92 at New York, Division Semifinals Game 5, 8-5 Rangers, Opposing Goalie: Chris Terreri.
Mark Messier	vs. New Jersey, 5/25/94 at New Jersey, Conference Finals Game 6, 4-2 Rangers, Opposing Goalie: Martin Brodeur (Empty Net).
Brian Leetch	vs. Philadelphia, 5/22/95 at Philadelphia, Conference Semifinals Game 2, 4-3 Flyers, Opposing Goalie: Ron Hextall.
Wayne Gretzky	vs. Florida, 4/23/97 at New York, Conference Quarterfinals Game 4, 3-2 Rangers, Opposing Goalie: John Vanbiesbrouck.
Wayne Gretzky	vs. Philadelphia, 5/18/97 at Philadelphia, Conference Finals Game 2, 5-4 Rangers, Opposing Goalie: Garth Snow.
Michael Nylander	vs. Atlanta, 4/17/07 at New York, Conference Quarterfinals Game 3, 7-0 Rangers, Opposing Goalie: Kari Lehtonen.
Derick Brassard	vs. Tampa Bay, 5/26/15 at Tampa Bay, Conference Final Game 6, 7-3 Rangers, Opposing Goalie: Ben Bishop (Empty Net).

ALL-TIME PLAYOFF HAT TRICKS AGAINST

Busher Jackson	4/5/32 at New York, Finals Game 1, 6-4 Maple Leafs, Goalie: John Ross Roach.
Maurice Richard	3/20/56 at Montreal, Semifinals Game 1, 7-1 Canadiens, Goalie: Gump Worsley.
Bernie Geoffrion	3/30/57 at Montreal, Semifinals Game 3, 8-3 Canadiens, Goalie: Gump Worsley.
Jerry Toppazzini	4/5/58 at Boston, Semifinals Game 6, 8-2 Boston, Goalie: Gump Worsley.
Phil Esposito	4/8/70 at Boston, Quarterfinals Game 1, 8-2 Boston, Goalie: Ed Giacomin.
Ken Hodge	4/30/72 at Boston, Finals Game 1, 6-5 Boston, Goalie: Ed Giacomin.
Yvan Cournoyer	4/11/74 at Montreal, Quarterfinals Game 2, 4-1 Canadiens, Goalie: Ed Giacomin.
Duane Sutter	4/15/83 at Long Island, Division Semifinals Game 2, 5-0 Islanders, Goalie: Glen Hanlon.
Tim Kerr	4/13/85 at New York, Division Semifinals Game 3, 6-5 Flyers, Goalie: Glen Hanlon.
Peter Zezel	4/13/86 at New York, Division Semifinals Game 4, 7-1 Flyers, Goalie: John Vanbiesbrouck.
John Druce	4/21/90 at New York, Division Finals Game 2, 6-3 Capitals, Goalie: John Vanbiesbrouck (Empty Net).
Ron Francis	5/9/92 at Pittsburgh, Division Finals Game 4, 5-4 Penguins, Goalies: John Vanbiesbrouck & Mike Richter.
Joe Sakic	5/6/95 at Quebec, Conference Quarterfinals Game 1, 5-4 Nordiques, Goalie: Mike Richter.
John LeClair	5/21/95 at Philadelphia, Conference Semifinals Game 1, 5-4 Flyers, Goalie: Mike Richter.
Jaromir Jagr	5/11/96 at Pittsburgh, Conference Semifinals Game 5, 7-3 Penguins, Goalie: Mike Richter.
Mario Lemieux	5/11/96 at Pittsburgh, Conference Semifinals Game 5, 7-3 Penguins, Goalie: Mike Richter.
Eric Lindros	5/20/97 at New York, Conference Finals Game 3, 6-3 Flyers, Goalie: Mike Richter (Empty Net).
John Madden	4/24/06 at New Jersey, Conference Quarterfinals Game 2, 4-1 Devils, Goalie: Kevin Weekes.
Wayne Simmonds	4/29/14 at Philadelphia, First Round Game 6, 5-2 Flyers, Goalie: Henrik Lundqvist.
Rene Bourque	5/27/14 at Montreal, Conference Final Game 5, 7-4 Canadiens, Goalies: Henrik Lundqvist & Cam Talbot.
Tyler Johnson	5/18/15 at New York, Conference Final Game 2, 6-2 Lightning, Goalie: Henrik Lundqvist.
Patric Hornqvist	4/13/16 at Pittsburgh, First Round Game 1, 5-2 Penguins, Goalies: Henrik Lundqvist & Antti Raanta (Empty Net).

RANGERS YEAR-BY-YEAR PLAYOFF SCORING

1926-27	GP	G	A	PTS	PIM
Bill Cook	2	1	0	1	6
Taffy Abel	2	0	1	1	8
Frank Boucher	2	0	0	0	4
Leo Bourgeault	2	0	0	0	4
Stan Brown	2	0	0	0	0
Lorne Chabot	2	0	0	0	0
Bun Cook	2	0	0	0	6
Ching Johnson	2	0	0	0	8
Reg Mackey	1	0	0	0	0
Murray Murdoch	2	0	0	0	0
Paul Thompson	2	0	0	0	0

1927-28	GP	G	A	PTS	PIM
Frank Boucher	9	7	3	10	2
Bill Cook	9	2	3	5	26
Bun Cook	9	2	1	3	10
Murray Murdoch	9	2	1	3	12
Ching Johnson	9	1	1	2	46
Taffy Abel	9	1	0	1	14
Alex Gray	9	1	0	1	0
Leo Bourgeault	9	0	0	0	8
Bill Boyd	9	0	0	0	4
Patsy Callighen	9	0	0	0	0
Lorne Chabot	6	0	0	0	0
Joe Miller	3	0	0	0	0
Lester Patrick	1	0	0	0	0
Paul Thompson	8	0	0	0	30

1928-29	GP	G	A	PTS	PIM
Butch Keeling	6	3	0	3	2
Paul Thompson	6	0	2	2	6
Frank Boucher	6	1	0	1	0
Bun Cook	6	1	0	1	12
Taffy Abel	6	0	0	0	8
Leo Bourgeault	6	0	0	0	0
Bill Boyd	1	0	0	0	0
Gerry Carson	5	0	0	0	0
Bill Cook	6	0	0	0	6
Leroy Goldsworthy	1	0	0	0	0
Ching Johnson	6	0	0	0	26
Murray Murdoch	6	0	0	0	2
Russell Otman	4	0	0	0	0
John Ross Roach	6	0	0	0	0
Sparky Vail	6	0	0	0	2

1929-30	GP	G	A	PTS	PIM
Murray Murdoch	4	3	0	3	6
Butch Keeling	4	0	3	3	8
Bun Cook	4	2	0	2	2
Frank Boucher	3	1	1	2	0
Leo Bourgeault	3	1	1	2	6
Bill Cook	4	0	1	1	11
Leroy Goldsworthy	4	0	0	0	2
Ching Johnson	4	0	0	0	14
Leo Quenneville	3	0	0	0	0
Bill Regan	4	0	0	0	0
Leo Reise	4	0	0	0	16
John Ross Roach	4	0	0	0	0
Ralph Taylor	4	0	0	0	10
Paul Thompson	4	0	0	0	2
Sparky Vail	4	0	0	0	0

1930-31	GP	G	A	PTS	PIM
Bill Cook	4	3	0	3	4
Paul Thompson	4	3	0	3	2
Butch Keeling	4	1	1	2	0
Frank Boucher	4	0	2	2	0
Murray Murdoch	4	0	2	2	0
Ching Johnson	4	1	0	1	17
Cecil Dillon	4	0	1	1	2
Bun Cook	4	0	0	0	2
Joe Jerwa	4	0	0	0	4
Bud Maracle	4	0	0	0	0
Frank Peters	4	0	0	0	2
Bill Regan	4	0	0	0	2
John Ross Roach	4	0	0	0	0

1931-32	GP	G	A	PTS	PIM
Frank Boucher	7	3	6	9	0
Bun Cook	7	6	2	8	12
Bill Cook	7	3	3	6	2
Ott Heller	7	3	1	4	8
Cecil Dillon	7	2	1	3	4
Butch Keeling	7	2	1	3	12
Earl Seibert	7	1	2	3	14

1931-32 (CONT'D)	GP	G	A	PTS	PIM
Ching Johnson	7	2	0	2	24
Murray Murdoch	7	0	2	2	2
Doug Brennan	7	1	0	1	10
Art Somers	7	0	1	1	8
Vic Desjardins	7	0	0	0	0
Dutch Gainer	7	0	0	0	2
Hib Mills	7	0	0	0	0
John Ross Roach	7	0	0	0	0

1932-33	GP	G	A	PTS	PIM
Cecil Dillon	8	8	2	10	6
Murray Murdoch	8	3	4	7	2
Bill Cook	8	3	2	5	4
Art Somers	8	1	4	5	8
Frank Boucher	8	2	2	4	6
Ott Heller	8	3	0	3	10
Bun Cook	8	2	0	2	4
Oscar Asmundson	8	0	2	2	4
Butch Keeling	8	0	2	2	8
Ching Johnson	8	1	0	1	14
Earl Seibert	8	1	0	1	14
Babe Siebert	8	1	0	1	12
Andy Aitkenhead	8	0	0	0	0
Doug Brennan	8	0	0	0	11
Gord Pettinger	8	0	0	0	0

1933-34	GP	G	A	PTS	PIM
Vic Ripley	2	1	0	1	4
Cecil Dillon	2	0	1	1	2
Andy Aitkenhead	2	0	0	0	0
Oscar Asmundson	1	0	0	0	0
Frank Boucher	2	0	0	0	0
Doug Brennan	1	0	0	0	0
Bill Cook	2	0	0	0	2
Bun Cook	2	0	0	0	2
Danny Cox	2	0	0	0	0
Duke Dukowski	2	0	0	0	0
Ott Heller	2	0	0	0	0
Ching Johnson	2	0	0	0	4
Butch Keeling	2	0	0	0	0
Murray Murdoch	2	0	0	0	0
Earl Seibert	2	0	0	0	4
Art Somers	2	0	0	0	0

1934-35	GP	G	A	PTS	PIM
Lynn Patrick	4	2	2	4	0
Cecil Dillon	4	2	1	3	0
Butch Keeling	4	2	1	3	0
Bill Cook	4	1	2	3	7
Frank Boucher	4	0	3	3	0
Bun Cook	4	2	0	2	0
Murray Murdoch	4	0	2	2	4
Bert Connelly	4	1	0	1	0
Ott Heller	4	0	1	1	4
Charlie Mason	4	0	1	1	0
Ching Johnson	4	0	0	0	2
Dave Kerr	4	0	0	0	0
Bill MacKenzie	3	0	0	0	0
Earl Seibert	4	0	0	0	6
Art Somers	2	0	0	0	2
Harold Starr	4	0	0	0	2

1936-37	GP	G	A	PTS	PIM
Neil Colville	9	3	3	6	0
Butch Keeling	9	3	2	5	2
Frank Boucher	9	2	3	5	0
Alex Shibicky	9	1	4	5	0
Babe Pratt	9	3	1	4	11
Lynn Patrick	9	3	0	3	2
Mac Colville	9	1	2	3	2
Art Coulter	9	0	3	3	15
Cecil Dillon	9	0	3	3	0
Joe Cooper	9	1	1	2	12
Murray Murdoch	9	1	1	2	0
Phil Watson	9	0	2	2	9
Ching Johnson	9	0	1	1	4
Ott Heller	9	0	0	0	11
Dave Kerr	9	0	0	0	0

1937-38	GP	G	A	PTS	PIM
Bryan Hexall	3	2	0	2	0
Alex Shibicky	3	2	0	2	2
Clint Smith	3	2	0	2	0
Mac Colville	3	0	2	2	0
Phil Watson	3	0	2	2	0

RANGERS YEAR-BY-YEAR PLAYOFF SCORING

1937-38 (CONTD)	GP	G	A	PTS	PIM
Cecil Dillon	3	1	0	1	0
Neil Colville	3	0	1	1	0
Ott Heller	3	0	1	1	2
Butch Keeling	3	0	1	1	2
Lynn Patrick	3	0	1	1	2
Joe Cooper	3	0	0	0	4
Dutch Hiller	1	0	0	0	0
Dave Kerr	3	0	0	0	0
Larry Molyneaux	3	0	0	0	8
Muzz Patrick	3	0	0	0	2
Babe Pratt	2	0	0	0	2

1938-39	GP	G	A	PTS	PIM
Alex Shibicky	7	3	1	4	2
Mac Colville	7	1	2	3	4
Babe Pratt	7	1	2	3	9
Clint Smith	7	1	2	3	0
Bill Carse	6	1	1	2	0
Art Coulter	7	1	1	2	6
Lynn Patrick	7	1	1	2	0
Phil Watson	7	1	1	2	7
Neil Colville	7	0	2	2	2
Dutch Hiller	7	1	0	1	9
Muzz Patrick	7	1	0	1	17
Ott Heller	7	0	1	1	10
Bryan Hextall	7	0	1	1	4
George Allen	7	0	0	0	4
Cecil Dillon	1	0	0	0	0
Bert Gardiner	6	0	0	0	0
Dave Kerr	1	0	0	0	0
Larry Molyneaux	7	0	0	0	0

1939-40	GP	G	A	PTS	PIM
Phil Watson	12	3	6	9	16
Neil Colville	12	2	7	9	18
Bryan Hextall	12	4	3	7	11
Alex Shibicky	11	2	5	7	4
Dutch Hiller	12	2	4	6	2
Mac Colville	12	3	2	5	6
Alf Pike	12	3	1	4	6
Babe Pratt	12	3	1	4	18
Lynn Patrick	12	2	2	4	4
Clint Smith	11	1	3	4	2
Muzz Patrick	12	3	0	3	13
Ott Heller	12	0	3	3	12
Kilby MacDonald	12	0	2	2	4
Art Coulter	12	1	0	1	21
Dave Kerr	12	0	0	0	0
Stan Smith	1	0	0	0	0

1940-41	GP	G	A	PTS	PIM
Mac Colville	3	1	1	2	2
Neil Colville	3	1	1	2	0
Babe Pratt	3	1	1	2	6
Phil Watson	3	0	2	2	9
Kilby MacDonald	3	1	0	1	0
Lynn Patrick	3	1	0	1	14
Alex Shibicky	3	1	0	1	2
Ott Heller	3	0	1	1	4
Bryan Hextall	3	0	1	1	0
Alf Pike	3	0	1	1	2
Art Coulter	3	0	0	0	0
Dutch Hiller	3	0	0	0	0
Dave Kerr	3	0	0	0	0
Muzz Patrick	3	0	0	0	2
Clint Smith	3	0	0	0	0

1941-42	GP	G	A	PTS	PIM
Alex Shibicky	6	3	2	5	2
Phil Watson	6	1	4	5	8
Neil Colville	6	0	5	5	6
Mac Colville	6	3	1	4	0
Babe Pratt	6	1	3	4	24
Bryan Hextall	6	1	1	2	4
Alan Kuntz	6	1	0	1	2
Lynn Patrick	6	1	0	1	0
Alf Pike	6	1	0	1	4
Art Coulter	6	0	1	1	4
Bill Juzda	6	0	1	1	4
Grant Warwick	6	0	1	1	2
Ott Heller	6	0	0	0	0
Jim Henry	6	0	0	0	0
Hub Macey	1	0	0	0	0
Clint Smith	5	0	0	0	0

1947-48	GP	G	A	PTS	PIM
Tony Leswick	6	3	2	5	8
Phil Watson	5	2	3	5	2
Edgar Laprade	6	1	4	5	0
Buddy O'Connor	6	1	4	5	0
Bryan Hextall	6	1	3	4	0
Don Raleigh	6	2	0	2	2
Neil Colville	6	1	0	1	6
Eddie Kullman	6	1	0	1	2
Dunc Fisher	1	0	1	1	0
Nick Mickoski	2	0	1	1	0
Fred Shero	6	0	1	1	6
Buck Davies	1	0	0	0	0
Frank Eddolls	2	0	0	0	0
Cal Gardner	5	0	0	0	0
Bill Juzda	6	0	0	0	9
Jean-Paul Lamirande	6	0	0	0	4
Jack Lancien	2	0	0	0	2
Bill Moe	1	0	0	0	0
Chuck Rayner	6	0	0	0	0
Ed Slowinski	4	0	0	0	0
Rene Trudell	5	0	0	0	2

1949-50	GP	G	A	PTS	PIM
Pentti Lund	12	6	5	11	0
Don Raleigh	12	4	5	9	4
Edgar Laprade	12	3	5	8	4
Ed Slowinski	12	2	6	8	6
Allan Stanley	12	2	5	7	10
Buddy O'Connor	12	4	2	6	4
Dunc Fisher	12	3	3	6	14
Tony Leswick	12	2	4	6	12
Nick Mickoski	12	1	5	6	2
Pat Egan	12	3	1	4	6
Gus Kyle	12	1	2	3	30
Alex Kaleta	10	0	3	3	0
Jack Gordon	9	1	1	2	7
Frank Eddolls	11	0	1	1	4
Jack Lancien	4	0	1	1	0
Fred Shero	7	0	1	1	2
Jean-Paul Lamirande	2	0	0	0	0
Jackie McLeod	7	0	0	0	0
Chuck Rayner	12	0	0	0	0
Don Smith	1	0	0	0	0

1955-56	GP	G	A	PTS	PIM
Bill Gadsby	5	1	3	4	4
Jean-Guy Gendron	5	2	1	3	2
Andy Bathgate	5	1	2	3	2
Bronco Horvath	5	1	2	3	4
Danny Lewicki	5	0	3	3	0
Jack Evans	5	1	0	1	18
Andy Heberton	5	1	0	1	2
Wally Hergesheimer	5	1	0	1	0
Dean Prentice	5	1	0	1	2
Harry Howell	5	0	1	1	4
Ron Murphy	5	0	1	1	2
Larry Popein	5	0	1	1	2
Gordie Bell	2	0	0	0	0
Pete Conacher	5	0	0	0	0
Dave Creighton	5	0	0	0	4
Lou Fontinato	4	0	0	0	6
Ivan Irwin	5	0	0	0	8
Gump Worsley	3	0	0	0	2

1956-57	GP	G	A	PTS	PIM
Camille Henry	5	2	3	5	0
Dave Creighton	5	2	2	4	2
Bill Gadsby	5	1	2	3	2
Red Sullivan	5	1	2	3	4
Larry Popein	5	0	3	3	0
Andy Bathgate	5	2	0	2	27
Andy Heberton	5	2	0	2	2
Parker MacDonald	1	1	1	2	0
Dean Prentice	5	0	2	2	4
Harry Howell	5	1	0	1	6
Jack Evans	5	0	1	1	4
Jean-Guy Gendron	5	0	1	1	6
Danny Lewicki	5	0	1	1	2
Larry Cahon	3	0	0	0	2
Gerry Foley	3	0	0	0	0
Lou Fontinato	5	0	0	0	7
Ron Murphy	5	0	0	0	0
Gump Worsley	5	0	0	0	0

RANGERS YEAR-BY-YEAR PLAYOFF SCORING

1957-58	GP	G	A	PTS	PIM
Andy Bathgate	6	5	3	8	6
Dave Creighton	6	3	3	6	2
Andy Hobenton	6	2	3	5	4
Camille Henry	6	1	4	5	5
Dean Prentice	6	1	3	4	4
Parker MacDonald	6	1	2	3	2
Bill Gadsby	6	0	3	3	4
Hank Ciesla	6	0	2	2	0
Jean-Guy Gendron	6	1	0	1	11
Harry Howell	6	1	0	1	8
Larry Popein	6	1	0	1	4
Gerry Foley	6	0	1	1	2
Lou Fontinato	6	0	1	1	6
Larry Cahan	5	0	0	0	4
Jack Evans	6	0	0	0	17
Danny Lewicki	6	0	0	0	6
Red Sullivan	1	0	0	0	0
Gump Worsley	6	0	0	0	0

1961-62	GP	G	A	PTS	PIM
Earl Ingarfield	6	3	2	5	2
Dave Balon	6	2	3	5	2
Rod Gilbert	4	2	3	5	4
Jean-Guy Gendron	6	3	1	4	2
Johnny Wilson	6	2	2	4	4
Andy Bathgate	6	1	2	3	4
Andy Hobenton	6	1	2	3	0
Dean Prentice	3	0	2	2	0
Ken Schinkel	2	1	0	1	0
Ted Hampson	6	0	1	1	0
Doug Harvey	6	0	1	1	2
Harry Howell	6	0	1	1	8
Albert Langlois	6	0	1	1	2
Larry Cahan	6	0	0	0	10
Vic Hadfield	4	0	0	0	2
Pat Hannigan	4	0	0	0	2
Camille Henry	5	0	0	0	0
Irv Spencer	1	0	0	0	2
Gump Worsley	6	0	0	0	0

1966-67	GP	G	A	PTS	PIM
Rod Gilbert	4	2	2	4	6
Bob Nevin	4	0	3	3	2
Bernie Geoffrion	4	2	0	2	0
Reggie Fleming	4	0	2	2	11
Orland Kurtenbach	3	0	2	2	0
Phil Goyette	4	1	0	1	0
Vic Hadfield	4	1	0	1	17
Earl Ingarfield	4	1	0	1	2
Jim Neilson	4	1	0	1	0
Red Berenson	4	0	1	1	2
Don Marshall	4	0	1	1	2
Ken Schinkel	4	0	1	1	0
Arnie Brown	4	0	0	0	6
Ed Giacomin	4	0	0	0	0
Wayne Hillman	4	0	0	0	2
Harry Howell	4	0	0	0	4
Al MacNeil	4	0	0	0	2
Jean Ratelle	4	0	0	0	2

1967-68	GP	G	A	PTS	PIM
Rod Gilbert	6	5	0	5	4
Jean Ratelle	6	0	4	4	2
Don Marshall	6	2	1	3	0
Vic Hadfield	6	1	2	3	6
Bob Nevin	6	0	3	3	4
Rod Seiling	6	1	1	2	4
Ron Stewart	6	1	1	2	2
Reggie Fleming	6	0	2	2	4
Jim Neilson	6	0	2	2	4
Harry Howell	6	1	0	1	0
Orland Kurtenbach	6	1	0	1	26
Arnie Brown	6	0	1	1	8
Bernie Geoffrion	1	0	1	1	0
Phil Goyette	6	0	1	1	4
Ed Giacomin	6	0	0	0	0
Camille Henry	6	0	0	0	0
Dennis Hextall	2	0	0	0	0
Wayne Hillman	2	0	0	0	0
Larry Jeffrey	3	0	0	0	0

1968-69	GP	G	A	PTS	PIM
Vic Hadfield	4	2	1	3	2
Jim Neilson	4	0	3	3	5
Bob Nevin	4	0	2	2	0

1968-69 (CONT'D)	GP	G	A	PTS	PIM
Brad Park	4	0	2	2	7
Dave Balon	4	1	0	1	0
Rod Gilbert	4	1	0	1	2
Don Marshall	4	1	0	1	0
Jean Ratelle	4	1	0	1	0
Rod Seiling	4	1	0	1	2
Arnie Brown	4	0	1	1	0
Ron Stewart	4	0	1	1	0
Walt Tkaczuk	4	0	1	1	6
Reggie Fleming	3	0	0	0	7
Ed Giacomin	3	0	0	0	5
Phil Goyette	3	0	0	0	0
Al Hamilton	1	0	0	0	0
Harry Howell	2	0	0	0	0
Larry Jeffrey	4	0	0	0	2
Gilles Villemure	1	0	0	0	0

1969-70	GP	G	A	PTS	PIM
Rod Gilbert	6	4	5	9	0
Jack Egors	5	3	1	4	10
Jean Ratelle	6	1	3	4	0
Arnie Brown	4	0	4	4	9
Walt Tkaczuk	6	2	1	3	17
Ted Irvine	6	1	2	3	8
Orland Kurtenbach	6	1	2	3	24
Brad Park	5	1	2	3	11
Dave Balon	6	1	1	2	32
Tim Horton	6	1	1	2	28
Bob Nevin	6	1	1	2	2
Bill Fairbairn	6	0	1	1	10
Don Luce	5	0	1	1	4
Jim Neilson	6	0	1	1	8
Don Blackburn	1	0	0	0	0
Ab DeMarco	5	0	0	0	2
Ed Giacomin	5	0	0	0	0
Al Hamilton	5	0	0	0	2
Don Marshall	1	0	0	0	0
Terry Sawchuk	3	0	0	0	0
Rod Seiling	2	0	0	0	0
Ron Stewart	6	0	0	0	2

1970-71	GP	G	A	PTS	PIM
Vic Hadfield	12	8	5	13	46
Jean Ratelle	13	2	9	11	8
Rod Gilbert	13	4	6	10	8
Bob Nevin	13	5	3	8	0
Walt Tkaczuk	13	1	5	6	14
Dave Balon	13	3	2	5	4
Pete Stenkowski	13	3	2	5	6
Tim Horton	13	1	4	5	14
Bruce MacGregor	13	0	4	4	2
Brad Park	13	0	4	4	42
Ted Irvine	12	1	2	3	28
Jim Neilson	12	0	3	3	30
Rod Seiling	13	1	0	1	12
Ron Stewart	13	1	0	1	0
Larry Brown	11	0	1	1	0
Dale Rolfe	13	0	1	1	14
Glen Sather	13	0	1	1	18
Jack Egors	3	0	0	0	2
Bill Fairbairn	4	0	0	0	0
Ed Giacomin	12	0	0	0	2
Gilles Villemure	2	0	0	0	0

1971-72	GP	G	A	PTS	PIM
Bobby Rousseau	16	6	11	17	7
Vic Hadfield	16	7	9	16	22
Rod Gilbert	16	7	8	15	11
Bill Fairbairn	16	5	7	12	11
Pete Stenkowski	16	4	8	12	18
Brad Park	16	4	7	11	21
Walt Tkaczuk	16	4	6	10	35
Ted Irvine	16	4	5	9	19
Bruce MacGregor	16	2	6	8	4
Dale Rolfe	16	4	3	7	16
Rod Seiling	16	1	4	5	10
Gene Carr	16	1	3	4	21
Phil Goyette	13	1	3	4	2
Ron Stewart	8	2	1	3	0
Jim Neilson	10	0	3	3	8
Ab DeMarco	4	0	1	1	0
Jean Ratelle	6	0	1	1	0
Glen Sather	16	0	1	1	22
Steve Andrascik	1	0	0	0	0

RANGERS YEAR-BY-YEAR PLAYOFF SCORING

1971-72 (CONTD)	GP	G	A	PTS	PIM
Gary Doak	12	0	0	0	46
Jim Dorey	1	0	0	0	0
Ed Giacomini	10	0	0	0	2
Gilles Villemure	6	0	0	0	0

1972-73	GP	G	A	PTS	PIM
Walt Tkaczuk	10	7	2	9	8
Steve Vickers	10	5	4	9	4
Jean Ratelle	10	2	7	9	0
Bill Fairbairn	10	1	8	9	2
Brad Park	10	2	5	7	8
Rod Gilbert	10	5	1	6	2
Pete Stenkowski	10	4	2	6	6
Bobby Rousseau	10	2	3	5	4
Dale Rolfe	8	0	5	5	6
Vic Hadfield	9	2	2	4	11
Bruce MacGregor	10	2	2	4	2
Ted Irvine	10	1	3	4	20
Jim Neilson	10	0	4	4	2
Ron Harris	10	0	3	3	2
Gene Carr	1	0	1	1	0
Bert Marshall	6	0	1	1	8
Ed Giacomini	10	0	0	0	4
Sheldon Kannegesser	1	0	0	0	2
Mike Murphy	10	0	0	0	0
Glen Sather	9	0	0	0	7
Gilles Villemure	2	0	0	0	0

1973-74	GP	G	A	PTS	PIM
Pete Stenkowski	13	6	6	12	35
Brad Park	13	4	8	12	38
Dale Rolfe	13	1	8	9	23
Bobby Rousseau	12	1	8	9	4
Bruce MacGregor	13	6	2	8	2
Steve Vickers	13	4	4	8	17
Bill Fairbairn	13	3	5	8	6
Rod Gilbert	13	3	5	8	4
Ted Irvine	13	3	5	8	16
Jean Ratelle	13	2	4	6	0
Walt Tkaczuk	13	0	5	5	22
Ron Harris	11	3	0	3	14
Jerry Butler	12	0	2	2	25
Rod Seiling	13	0	2	2	19
Jack Eggers	8	1	0	1	4
Vic Hadfield	6	1	0	1	0
Gilles Marotte	12	0	1	1	6
Jim Neilson	12	0	1	1	4
Ed Giacomini	13	0	0	0	6
Gilles Villemure	1	0	0	0	0

1974-75	GP	G	A	PTS	PIM
Steve Vickers	3	2	4	6	6
Jean Ratelle	3	1	5	6	2
Brad Park	3	1	4	5	2
Bill Fairbairn	3	4	0	4	13
Rod Gilbert	3	1	3	4	2
Walt Tkaczuk	3	1	2	3	5
Jerry Butler	3	1	0	1	16
Ron Harris	3	1	0	1	9
Pete Stenkowski	3	1	0	1	10
Nick Beverley	3	0	1	1	0
Ron Greschner	3	0	1	1	2
Ted Irvine	3	0	1	1	11
Gilles Marotte	3	0	1	1	4
John Bednarski	1	0	0	0	17
Ed Giacomini	2	0	0	0	4
Rick Middleton	3	0	0	0	2
Greg Polis	3	0	0	0	6
Derek Sanderson	3	0	0	0	0
Gilles Villemure	2	0	0	0	0

1977-78	GP	G	A	PTS	PIM
Don Murdoch	3	1	3	4	4
Steve Vickers	3	2	1	3	0
Pat Hickey	3	2	0	2	0
Ron Duguay	3	1	1	2	2
Walt Tkaczuk	3	0	2	2	0
Carol Vadnais	3	0	2	2	16
Wayne Dillon	3	0	1	1	0
Phil Esposito	3	0	1	1	5
Dallas Smith	1	0	1	1	0
Don Awrey	3	0	0	0	6
John Davidson	2	0	0	0	0
Lucien DeBlois	3	0	0	0	2
Dave Farrish	3	0	0	0	0
Nick Fotiu	3	0	0	0	5

1977-78 (CONTD)	GP	G	A	PTS	PIM
Ron Greschner	3	0	0	0	2
Mark Heaslip	3	0	0	0	0
Dave Maloney	3	0	0	0	11
Mario Marois	1	0	0	0	5
Dan Newman	3	0	0	0	4
Wayne Thomas	1	0	0	0	0

1978-79	GP	G	A	PTS	PIM
Phil Esposito	18	8	12	20	20
Don Maloney	18	7	13	20	19
Mike McEwen	18	2	11	13	8
Ron Greschner	18	7	5	12	16
Don Murdoch	18	7	5	12	12
Walt Tkaczuk	18	4	7	11	10
Carol Vadnais	18	2	9	11	13
Ron Duguay	18	5	4	9	11
Anders Hedberg	18	4	5	9	12
Steve Vickers	18	5	3	8	13
Pat Hickey	18	1	7	8	6
Bobby Sheehan	15	4	3	7	8
Dave Maloney	17	3	4	7	45
Mario Marois	18	0	6	6	29
Pierre Plante	18	0	6	6	20
Eddie Johnstone	17	5	0	5	10
Lucien DeBlois	9	2	0	2	4
Dave Farrish	7	0	2	2	14
John Davidson	18	0	0	0	6
Nick Fotiu	4	0	0	0	6
Ulf Nilsson	2	0	0	0	2

1979-80	GP	G	A	PTS	PIM
Ron Duguay	9	5	2	7	11
Phil Esposito	9	3	3	6	8
Ron Greschner	9	0	6	6	10
Ulf Nilsson	9	0	6	6	2
Anders Hedberg	9	3	2	5	7
Barry Beck	9	1	4	5	6
Steve Vickers	9	2	2	4	4
Don Maloney	9	0	4	4	10
Dave Maloney	8	2	1	3	8
Dean Talafous	5	1	2	3	9
Carol Vadnais	9	1	2	3	6
Mario Marois	9	0	2	2	8
Ed Hospodar	7	1	0	1	42
Ray Markham	7	1	0	1	24
Warren Miller	6	1	0	1	0
Pat Conacher	3	0	1	1	2
Eddie Johnstone	9	0	1	1	25
Walt Tkaczuk	7	0	1	1	2
Tim Bothwell	9	0	0	0	8
Cam Connor	2	0	0	0	2
John Davidson	9	0	0	0	0

1980-81	GP	G	A	PTS	PIM
Ron Duguay	14	8	9	17	16
Anders Hedberg	14	8	8	16	6
Ulf Nilsson	14	8	8	16	23
Barry Beck	14	5	8	13	32
Ron Greschner	14	4	8	12	17
Steve Vickers	12	4	7	11	14
Lance Nethery	14	5	3	8	9
Dean Talafous	14	3	5	8	2
Peter Wallin	14	2	6	8	6
Jere Gillis	14	2	5	7	9
Don Maloney	13	1	6	7	13
Tom Laidlaw	14	1	4	5	18
Mike Allison	14	3	1	4	20
Eddie Johnstone	8	2	2	4	4
Carol Vadnais	14	1	3	4	26
Chris Kotsopoulos	14	0	3	3	63
Ed Hospodar	12	2	0	2	93
Dave Maloney	2	0	2	1	9
Doug Sulliman	3	1	0	1	0
John Hughes	3	0	1	0	6
Steve Baker	14	0	0	0	4
Gary Burns	1	0	0	0	2
Nick Fotiu	2	0	0	0	4
Steve Weeks	1	0	0	0	0

1981-82	GP	G	A	PTS	PIM
Robbie Forek	10	7	4	11	11
Don Maloney	10	5	5	10	10
Reijo Ruotsalainen	10	4	5	9	2
Eddie Johnstone	10	2	6	8	25
Rob McClanahan	10	2	5	7	2

RANGERS YEAR-BY-YEAR PLAYOFF SCORING

1981-82 (CONT'D)	GP	G	A	PTS	PIM
Mikko Leinonen	7	1	6	7	20
Mike Rogers	9	1	6	7	2
Ron Duguay	10	5	1	6	31
Dave Silk	9	2	4	6	4
Barry Beck	10	1	5	6	14
Mark Pavelich	6	1	5	6	0
Dave Maloney	10	1	4	5	6
Cam Conner	10	4	0	4	4
Mike Allison	10	1	3	4	18
Tom Laidlaw	10	0	3	3	14
Andre Dore	10	1	1	2	16
Nick Fotiu	10	0	2	2	6
Carol Vadnais	10	1	0	1	4
Mike Backman	1	0	0	0	2
Gary Burns	4	0	0	0	0
John Davidson	1	0	0	0	0
Claude Larose	2	0	0	0	0
Eddie Mio	8	0	0	0	0
Steve Weeks	4	0	0	0	5
Tom Younghans	2	0	0	0	0

1982-83	GP	G	A	PTS	PIM
Anders Hedberg	9	4	8	12	4
Mark Pavelich	9	4	5	9	12
Rob McClanahan	9	2	7	7	12
Dave Maloney	7	1	6	7	10
Reijo Ruotsalainen	9	4	2	6	6
George McPhee	9	3	3	6	2
Barry Beck	9	2	4	6	8
Eddie Johnstone	9	4	1	5	19
Mike Allison	8	0	5	5	10
Mike Backman	9	2	2	4	0
Ron Duguay	9	2	2	4	28
Ron Greschner	8	2	2	4	12
Mikko Leinonen	7	1	3	4	4
Tom Laidlaw	9	1	1	2	10
Rick Chartraw	9	0	2	2	6
Scot Kleinendorst	6	0	2	2	2
Robbie Ftorek	4	1	0	1	0
Nick Fotiu	5	0	1	1	6
Don Maloney	5	0	1	1	0
Kent-Erik Andersson	9	0	0	0	0
Bill Baker	2	0	0	0	0
Pat Conacher	1	0	0	0	0
Glen Hanlon	1	0	0	0	14
Eddie Mio	8	0	0	0	0
Mike Rogers	1	0	0	0	0

1983-84	GP	G	A	PTS	PIM
Mark Pavelich	5	2	4	6	0
Don Maloney	5	1	4	5	0
Pierre Larouche	5	3	1	4	2
Peter Sundstrom	5	1	3	4	0
James Patrick	5	0	3	3	2
Jan Erixon	5	2	0	2	4
Willie Huber	4	1	1	2	9
Reijo Ruotsalainen	5	1	1	2	2
Mikko Leinonen	5	0	2	2	4
Barry Beck	4	1	0	1	6
Ron Greschner	2	1	0	1	2
Anders Hedberg	5	1	0	1	0
Mike Allison	5	0	1	1	6
Kent-Erik Andersson	5	0	1	1	0
Mark Osborne	5	0	1	1	7
Larry Patey	4	0	1	1	6
Bob Brooke	5	0	0	0	7
Glen Hanlon	5	0	0	0	6
Tom Laidlaw	5	0	0	0	8
Dave Maloney	1	0	0	0	2
Steve Richmond	4	0	0	0	12
Mike Rogers	1	0	0	0	0
John Vanbiesbrouck	1	0	0	0	0

1984-85	GP	G	A	PTS	PIM
Don Maloney	3	4	0	4	2
Mike Rogers	3	0	4	4	4
Anders Hedberg	3	2	1	3	2
Ron Greschner	2	0	3	3	12
Mark Pavelich	3	0	3	3	2
Reijo Ruotsalainen	3	2	0	2	6
Tom Laidlaw	3	0	2	2	4
Grant Ledyard	3	0	2	2	4
Tomas Sandstrom	3	0	2	2	0
Willie Huber	2	1	0	1	2
George McPhee	3	1	0	1	7
Barry Beck	3	0	1	1	11
Bob Brooke	3	0	0	0	8
Jan Erixon	2	0	0	0	2
Glen Hanlon	3	0	0	0	0
Kelly Miller	3	0	0	0	2
Mark Osborne	3	0	0	0	4
Larry Patey	1	0	0	0	0
James Patrick	3	0	0	0	4
Steve Patrick	1	0	0	0	0
Peter Sundstrom	3	0	0	0	0
John Vanbiesbrouck	1	0	0	0	0
Jim Wiemer	1	0	0	0	0

1985-86	GP	G	A	PTS	PIM
Pierre Larouche	16	8	9	17	2
Bob Brooke	16	6	9	15	28
Mike Ridley	16	6	8	14	26
Wilf Paiement	16	5	5	10	45
Tomas Sandstrom	16	4	6	10	20
Reijo Ruotsalainen	16	0	8	8	6
Kelly Miller	16	3	4	7	4
Brian MacLellan	16	2	4	6	15
James Patrick	16	1	5	6	34
Willie Huber	16	3	2	5	16
Mark Osborne	15	2	3	5	26
Ron Greschner	5	3	1	4	11
Don Maloney	16	2	1	3	31
Larry Melnyk	16	1	2	3	46
Mike Allison	16	0	2	2	38
Tom Laidlaw	7	0	2	2	12
John Vanbiesbrouck	16	0	2	2	2
Jim Wiemer	8	1	0	1	6
Bob Crawford	7	0	1	1	8
Jan Erixon	12	0	1	1	4
Kjell Samuelsson	9	0	1	1	8
Glen Hanlon	3	0	0	0	0
Raimo Helminen	2	0	0	0	0
George McPhee	11	0	0	0	32
Peter Sundstrom	1	0	0	0	2
Rob Whistler	3	0	0	0	2

1986-87	GP	G	A	PTS	PIM
Pierre Larouche	6	3	2	5	4
Ron Greschner	6	0	5	5	0
Don Maloney	6	2	1	3	6
James Patrick	6	1	2	3	2
Tomas Sandstrom	6	1	2	3	20
Ron Duguay	6	2	0	2	4
Marcel Dionne	6	1	1	2	2
Jeff Jackson	6	1	1	2	16
Willie Huber	6	0	2	2	6
Jan Erixon	6	1	0	1	0
George McPhee	6	1	0	1	28
Kelly Kisio	4	0	1	1	2
Pat Price	6	0	1	1	27
Terry Carkner	1	0	0	0	0
Jay Caufield	3	0	0	0	12
Lucien DeBlois	2	0	0	0	2
Bob Froese	4	0	0	0	7
Curt Giles	5	0	0	0	6
Stu Kulak	3	0	0	0	2
Tony McKegney	6	0	0	0	12
Larry Melnyk	6	0	0	0	4
Walk Poddubny	6	0	0	0	8
John Vanbiesbrouck	4	0	0	0	2

RANGERS YEAR-BY-YEAR PLAYOFF SCORING

1988-89	GP	G	A	PTS	PIM
Brian Leetch	4	3	2	5	2
Tomas Sandstrom	4	3	2	5	12
Carey Wilson	4	1	2	3	2
John Ogrodnick	3	2	0	2	0
Tony Granato	4	1	1	2	21
Michel Petit	4	0	2	2	27
David Shaw	4	0	2	2	30
Guy Lafleur	4	1	0	1	0
Jan Erixon	4	0	1	1	2
Bob Froese	2	0	1	1	0
Ron Greschner	4	0	1	1	6
Mark Hardy	4	0	1	1	31
Brian Mullen	3	0	1	1	4
Chris Nilan	4	0	1	1	38
James Patrick	4	0	1	1	2
Ulf Dahlen	4	0	0	0	0
Lucien DeBlois	4	0	0	0	4
Kelly Kisio	4	0	0	0	9
Jason Lafreniere	3	0	0	0	17
Mike Richter	1	0	0	0	0
Lindy Ruff	2	0	0	0	17
Darren Turcotte	1	0	0	0	0
John Vanbiesbrouck	2	0	0	0	0

1989-90	GP	G	A	PTS	PIM
Bernie Nicholls	10	7	5	12	16
James Patrick	10	3	8	11	0
Kelly Kisio	10	2	8	10	8
John Ogrodnick	10	6	3	9	0
Mike Gartner	10	5	3	8	12
Randy Moller	10	1	6	7	32
Darren Turcotte	10	1	6	7	4
Troy Mallette	10	2	2	4	81
Brian Mullen	10	2	2	4	8
Mark Janssens	9	2	1	3	10
Normand Rochefort	10	2	1	3	26
Carey Wilson	10	2	1	3	0
Jeff Bloemberg	7	0	3	3	5
Lindy Ruff	8	0	3	3	12
Paul Broten	6	1	1	2	2
Jan Erixon	10	1	0	1	2
Mark Hardy	3	0	1	1	2
Miloslav Horava	2	0	1	1	0
Kris King	10	0	1	1	38
Chris Nilan	4	0	1	1	19
Ron Greschner	10	0	0	0	16
Kevin Miller	1	0	0	0	0
Mike Richter	6	0	0	0	0
John Vanbiesbrouck	6	0	0	0	4

1990-91	GP	G	A	PTS	PIM
Bernie Nicholls	5	4	3	7	8
Brian Leetch	6	1	3	4	0
Mark Janssens	6	3	0	3	6
Steven Rice	2	2	1	3	6
Jan Erixon	6	1	2	3	0
Corey Millen	6	1	2	3	0
Darren Turcotte	6	1	2	3	0
Kris King	6	2	0	2	36
Mike Gartner	6	1	1	2	0
Tony Amonte	2	0	2	2	2
Joe Cirella	6	0	2	2	26
Joe Kocur	6	0	2	2	21
Randy Moller	6	0	2	2	11
Brian Mullen	5	0	2	2	0
Mark Hardy	6	0	1	1	30
Paul Broten	5	0	0	0	2
Troy Mallette	5	0	0	0	18
John Ogrodnick	4	0	0	0	0
James Patrick	6	0	0	0	6
Mike Richter	6	0	0	0	0
David Shaw	6	0	0	0	11
John Vanbiesbrouck	1	0	0	0	0
Doug Weight	1	0	0	0	0

1991-92	GP	G	A	PTS	PIM
Mike Gartner	13	8	8	16	4
Brian Leetch	13	4	11	15	4
Mark Messier	11	7	7	14	6
Tony Amonte	13	3	6	9	2
Adam Graves	10	5	3	8	22
James Patrick	13	0	7	7	12
Kris King	13	4	1	5	14
Jeff Beukeboom	13	2	3	5	47
Jan Erixon	13	2	3	5	2
Sergei Nemchinov	13	1	4	5	8
Darren Turcotte	8	4	0	4	6
Doug Weight	7	2	2	4	0
Joe Cirella	13	0	4	4	23
Paul Broten	13	1	2	3	10
Randy Gilhen	13	1	2	3	2
Mark Hardy	13	0	3	3	31
Tie Domi	6	1	1	2	32
Joe Kocur	12	1	1	2	38
Jay Wells	13	0	2	2	10
Tim Kerr	8	1	0	1	0
John Ogrodnick	3	0	0	0	0
Mike Richter	7	0	0	0	0
John Vanbiesbrouck	7	0	0	0	0

1993-94	GP	G	A	PTS	PIM
Brian Leetch	23	11	23	34	36
Mark Messier	23	12	18	30	63
Alexei Kovalev	23	9	12	21	18
Sergei Zubov	22	5	14	19	0
Adam Graves	23	10	7	17	24
Steve Larmer	23	9	7	16	14
Brian Noonan	22	4	7	11	17
Stephane Matteau	23	6	3	9	20
Esa Tikkanen	23	4	4	8	34
Sergei Nemchinov	23	2	5	7	6
Glenn Anderson	23	3	3	6	42
Jeff Beukeboom	22	0	6	6	50
Craig MacTavish	23	1	4	5	22
Greg Gilbert	23	1	3	4	8
Alexander Karpovtsev	17	0	4	4	12
Doug Lidster	9	2	0	2	10
Joe Kocur	20	1	1	2	17
Kevin Lowe	22	1	0	1	20
Glenn Healy	2	0	0	0	0
Nick Kypreos	3	0	0	0	2
Ed Olczyk	1	0	0	0	0
Mike Richter	23	0	0	0	2
Jay Wells	23	0	0	0	20

1994-95	GP	G	A	PTS	PIM
Brian Leetch	10	6	8	14	8
Mark Messier	10	3	10	13	8
Alexei Kovalev	10	4	7	11	10
Sergei Zubov	10	3	8	11	2
Pat Verbeek	10	4	6	10	20
Sergei Nemchinov	10	4	5	9	2
Adam Graves	10	4	4	8	8
Petr Nedved	10	3	2	5	6
Steve Larmer	10	2	2	4	6
Nick Kypreos	10	0	2	2	6
Alexander Karpovtsev	8	1	0	1	0
Mark Osborne	7	1	0	1	2
Kevin Lowe	10	0	1	1	12
Stephane Matteau	9	0	1	1	10
Jeff Beukeboom	9	0	0	0	10
Glenn Healy	5	0	0	0	0
Joe Kocur	10	0	0	0	8
Nathan LaFayette	8	0	0	0	2
Troy Loney	1	0	0	0	0
Brian Noonan	5	0	0	0	8
Mattias Norstrom	3	0	0	0	0
Mike Richter	7	0	0	0	0
Jay Wells	10	0	0	0	8

RANGERS YEAR-BY-YEAR PLAYOFF SCORING

1995-96	GP	G	A	PTS	PIM
Mark Messier	11	4	7	11	16
Pat Verbeek	11	3	6	9	12
Adam Graves	10	7	1	8	4
Jari Kurri	11	3	5	8	2
Niklas Sundstrom	11	4	3	7	4
Alexei Kovalev	11	3	4	7	14
Brian Leetch	11	1	6	7	4
Bruce Driver	11	0	7	7	4
Ulf Samuelsson	11	1	5	6	16
Luc Robitaille	11	1	5	6	8
Sergio Momesso	11	3	1	4	14
Shane Churla	11	2	2	4	14
Kevin Lowe	10	0	4	4	4
Jeff Beukeboom	11	0	3	3	6
Bill Berg	10	1	0	1	0
Doug Lidster	7	1	0	1	6
Alexander Karpovtsev	6	0	1	1	4
Sergei Nemchinov	6	0	1	1	2
Ken Gernander	6	0	0	0	0
Marty McSorley	4	0	0	0	0
Darren Langdon	2	0	0	0	0
Mike Richter	11	0	0	0	0

1996-97	GP	G	A	PTS	PIM
Wayne Gretzky	15	10	10	20	2
Esa Tikkanen	15	9	3	12	26
Mark Messier	15	3	9	12	6
Luc Robitaille	15	4	7	11	4
Brian Leetch	15	2	8	10	6
Russ Courtnall	15	3	4	7	0
Doug Lidster	15	1	5	6	8
Niklas Sundstrom	9	0	5	5	2
Alexander Karpovtsev	13	1	3	4	20
Adam Graves	15	2	1	3	12
Mike Eastwood	15	1	2	3	22
Ulf Samuelsson	15	0	2	2	30
Jeff Beukeboom	15	0	1	1	34
Bruce Driver	15	0	1	1	2
Mike Richter	15	0	1	1	0
Bill Berg	3	0	0	0	2
Eric Cairns	3	0	0	0	0
Shane Churla	15	0	0	0	20
Christian Dube	3	0	0	0	0
Dallas Eakins	4	0	0	0	4
Peter Ferraro	2	0	0	0	0
Pat Flatley	11	0	0	0	14
Ken Gernander	9	0	0	0	0
Darren Langdon	10	0	0	0	2
David Oliver	3	0	0	0	0

2005-06	GP	G	A	PTS	PIM
Blair Betts	4	1	1	2	2
Jed Ortmeyer	4	1	0	1	4
Petr Prucha	4	1	0	1	0
Steve Rucchin	4	1	0	1	0
Ryan Hollweg	4	0	1	1	19
Jaromir Jagr	3	0	1	1	2
Marek Malik	4	0	1	1	6
Michael Nylander	4	0	1	1	0
Michal Rozsival	4	0	1	1	8
Martin Rucinsky	2	0	1	1	2
Fedor Tyutin	4	0	1	1	0
Marcel Hossa	4	0	0	0	6
Darius Kasparaitis	2	0	0	0	0
Henrik Lundqvist	3	0	0	0	0
Dominic Moore	4	0	0	0	2
Colton Orr	1	0	0	0	2
Sandis Ozolins	3	0	0	0	6
Tom Poti	4	0	0	0	2
Martin Straka	4	0	0	0	2
Jason Strudwick	3	0	0	0	0
Petr Sykora	4	0	0	0	0
Jason Ward	1	0	0	0	2
Kevin Weekes	1	0	0	0	2
Chad Wiseman	1	0	0	0	2

2006-07	GP	G	A	PTS	PIM
Michael Nylander	10	6	7	13	0
Jaromir Jagr	10	5	6	11	12
Martin Straka	10	2	8	10	2
Brendan Shanahan	10	5	2	7	12
Michal Rozsival	10	3	4	7	10
Sean Avery	10	1	4	5	27
Fedor Tyutin	10	0	5	5	8
Marcel Hossa	10	2	2	4	4
Paul Mara	10	2	2	4	18
Matt Cullen	10	1	3	4	6
Marek Malik	10	1	3	4	10
Karel Rachunek	6	0	4	4	2
Ryan Callahan	10	2	1	3	6
Thomas Puck	4	0	3	3	4
Petr Prucha	10	0	1	1	4
Blair Betts	10	0	0	0	4
Nigel Dawes	1	0	0	0	0
Dan Girardi	10	0	0	0	4
Ryan Hollweg	2	0	0	0	2
Brad Isbister	4	0	0	0	2
Henrik Lundqvist	10	0	0	0	0
Colton Orr	4	0	0	0	12
Jed Ortmeyer	9	0	0	0	2

2007-08	GP	G	A	PTS	PIM
Jaromir Jagr	10	5	10	15	12
Scott Gomez	10	4	7	11	8
Martin Straka	10	3	7	10	16
Brandon Dubinsky	10	4	4	8	12
Sean Avery	8	4	3	7	6
Chris Drury	10	3	3	6	8
Michal Rozsival	10	1	5	6	10
Brendan Shanahan	10	1	4	5	8
Ryan Callahan	10	2	2	4	10
Nigel Dawes	10	2	2	4	0
Marc Staal	10	1	2	3	8
Dan Girardi	10	0	3	3	6
Fedor Tyutin	10	0	3	3	4
Lauri Korpikoski	1	1	0	1	0
Paul Mara	10	0	1	1	20
Fredrik Sjostrom	10	0	1	1	2
Christian Backman	8	0	0	0	12
Blair Betts	8	0	0	0	2
Ryan Hollweg	8	0	0	0	2
Henrik Lundqvist	10	0	0	0	0
Colton Orr	2	0	0	0	0
Petr Prucha	3	0	0	0	0
Jason Strudwick	2	0	0	0	0

2008-09	GP	G	A	PTS	PIM
Scott Gomez	7	2	3	5	4
Brandon Dubinsky	7	1	3	4	18
Nik Antropov	7	2	1	3	6
Markus Naslund	7	1	2	3	10
Ryan Callahan	7	2	0	2	4
Paul Mara	7	1	1	2	8
Sean Avery	6	0	2	2	24
Lauri Korpikoski	7	0	2	2	0
Derek Morris	7	0	2	2	0
Wade Redden	7	0	2	2	0
Chris Drury	6	1	0	1	2
Marc Staal	7	1	0	1	0
Fredrik Sjostrom	7	0	1	1	0
Artem Anisimov	1	0	0	0	0
Blair Betts	6	0	0	0	0
Dan Girardi	7	0	0	0	6
Henrik Lundqvist	7	0	0	0	0
Colton Orr	5	0	0	0	16
Michal Rozsival	7	0	0	0	4
Steve Valiquette	2	0	0	0	0
Aaron Voros	4	0	0	0	14
Nikolai Zherdev	7	0	0	0	2

RANGERS YEAR-BY-YEAR PLAYOFF SCORING

2010-11	GP	G	A	PTS	PIM
Brandon Dubinsky	5	2	1	3	2
Wojtek Wolski	5	1	2	3	0
Marian Gaborik	5	1	1	2	2
Ruslan Fedotenko	5	0	2	2	4
Bryan McCabe	5	0	2	2	14
Artem Anisimov	5	1	0	1	0
Erik Christensen	5	1	0	1	2
Matt Gilroy	5	1	0	1	2
Vinny Prospal	5	1	0	1	0
Sean Avery	4	0	1	1	12
Chris Drury	5	0	1	1	2
Brandon Prust	5	0	1	1	4
Michael Sauer	5	0	1	1	0
Marc Staal	5	0	1	1	0
Brian Boyle	5	0	0	0	6
Dan Girardi	5	0	0	0	0
Henrik Lundqvist	5	0	0	0	0
Ryan McDonagh	5	0	0	0	4
Derek Stepan	5	0	0	0	2
Mats Zuccarello	1	0	0	0	2

2011-12	GP	G	A	PTS	PIM
Brad Richards	20	6	9	15	8
Dan Girardi	20	3	9	12	2
Marian Gaborik	20	5	6	11	2
Ryan Callahan	20	6	4	10	12
Artem Anisimov	20	3	7	10	4
Michael Del Zotto	20	2	8	10	12
Derek Stepan	20	1	8	9	4
Chris Kreider	18	5	2	7	6
Ruslan Fedotenko	20	2	5	7	8
Brian Boyle	17	3	3	6	15
Marc Staal	20	3	3	6	12
Anton Stralman	20	3	3	6	4
Ryan McDonagh	20	0	4	4	11
Carl Hagelin	17	0	3	3	17
Brandon Prust	19	1	1	2	31
Brandon Dubinsky	9	0	2	2	14
John Mitchell	18	0	1	1	2
Stu Bickel	18	0	0	0	16
Steve Eminger	4	0	0	0	0
Henrik Lundqvist	20	0	0	0	0
Mike Rupp	20	0	0	0	36

2012-13	GP	G	A	PTS	PIM
Derick Brassard	12	2	10	12	2
Mats Zuccarello	12	1	6	7	4
Carl Hagelin	12	3	3	6	0
Derek Stepan	12	4	1	5	2
Brian Boyle	11	3	2	5	2
Ryan Callahan	12	2	3	5	6
Rick Nash	12	1	4	5	0
Dan Girardi	12	2	2	4	2
Taylor Pyatt	12	2	2	4	4
Ryan McDonagh	12	1	3	4	6
Aaron Asham	10	2	0	2	6
Michael Del Zotto	12	1	1	2	8
Chris Kreider	8	1	1	2	0
Steve Eminger	11	0	2	2	4
Brad Richards	10	1	0	1	2
Ryane Clowe	2	0	1	1	0
Derek Dorsett	11	0	1	1	28
Roman Hamrlik	2	0	1	1	2
John Moore	12	0	1	1	2
Michael Haley	2	0	0	0	0
Henrik Lundqvist	12	0	0	0	0
Kris Newbury	3	0	0	0	2
Darroll Powe	3	0	0	0	0
Marc Staal	1	0	0	0	0
Anton Stralman	10	0	0	0	0

2013-14	GP	G	A	PTS	PIM
Ryan McDonagh	25	4	13	17	8
Martin St. Louis	25	8	7	15	2
Derek Stepan	24	5	10	15	2
Chris Kreider	15	5	8	13	14
Mats Zuccarello	25	5	8	13	20
Carl Hagelin	25	7	5	12	16
Derick Brassard	23	6	6	12	8
Brad Richards	25	5	7	12	4
Benoit Pouliot	25	5	5	10	26
Rick Nash	25	3	7	10	8
Brian Boyle	25	3	5	8	19
Dominic Moore	25	3	5	8	24
Dan Girardi	25	1	6	7	10
Marc Staal	25	1	4	5	6
Anton Stralman	25	0	5	5	4
Kevin Klein	25	1	3	4	6
Daniel Carcillo	8	2	0	2	22
J.T. Miller	4	0	2	2	2
John Moore	21	0	2	2	16
Derek Dorsett	23	0	1	1	19
Jesper Fast	3	0	1	1	0
Henrik Lundqvist	25	0	1	1	0
Raphael Diaz	4	0	0	0	0
Cam Talbot	2	0	0	0	0

2014-15	GP	G	A	PTS	PIM
Derick Brassard	19	9	7	16	20
Rick Nash	19	5	9	14	4
Derek Stepan	19	5	7	12	10
Keith Yandle	19	2	9	11	10
Dan Boyle	19	3	7	10	2
Chris Kreider	19	7	2	9	14
Ryan McDonagh	19	3	6	9	8
J.T. Miller	19	1	7	8	2
Kevin Hayes	19	2	5	7	2
Martin St. Louis	19	1	6	7	4
Jesper Fast	19	3	3	6	2
Carl Hagelin	19	2	3	5	6
Dan Girardi	19	0	4	4	4
Kevin Klein	14	0	4	4	2
Dominic Moore	19	1	2	3	12
James Sheppard	13	1	1	2	8
Mats Zuccarello	5	0	2	2	0
Marc Staal	19	0	1	1	10
Tanner Glass	19	0	1	1	31
Matt Hunwick	6	0	0	0	0
Henrik Lundqvist	19	0	0	0	0

2015-16	GP	G	A	PTS	PIM
Rick Nash	5	2	2	4	4
Derick Brassard	5	1	3	4	0
J.T. Miller	5	0	3	3	4
Brady Skjei	5	0	2	2	2
Marc Staal	5	0	2	2	4
Derek Stepan	5	2	0	2	0
Chris Kreider	5	2	0	2	6
Mats Zuccarello	5	1	1	2	4
Keith Yandle	5	1	0	1	2
Kevin Klein	5	0	1	1	7
Dan Boyle	4	0	1	1	0
Raphael Diaz	1	0	1	1	0
Dominic Moore	5	1	0	1	6
Jesper Fast	5	0	1	1	0
Dan Girardi	2	0	1	1	0
Ryan McDonagh	3	0	0	0	0
Oscar Lindberg	2	0	0	0	2
Eric Staal	5	0	0	0	4
Viktor Stalberg	5	0	0	0	6
Kevin Hayes	3	0	0	0	4
Tanner Glass	4	0	0	0	4
Dylan McLlraith	1	0	0	0	0
Henrik Lundqvist	5	0	0	0	0
Antti Raanta	3	0	0	0	0

PLAYOFF GOALTENDING YEAR-BY-YEAR

YEAR	GOALTENDER	GP	W	L	T	GA	GAA	SO
1926-27	Lorne Chabot	2	0	1	1	3	1.50	1
1927-28	Lester Patrick	1	1	0	0	1	1.30	0
	Joe Miller	3	2	1	0	3	1.00	1
	Lorne Chabot	6	2	2	1	8	1.50	1
1928-29	John Ross Roach	6	3	2	1	5	0.77	3
1929-30	John Ross Roach	4	1	2	1	7	1.36	0
1930-31	John Ross Roach	4	2	2	0	4	1.00	1
1931-32	John Ross Roach	7	3	4	0	27	3.38	1
1932-33	Andy Aitkenhead	8	6	1	1	13	1.60	2
1933-34	Andy Aitkenhead	2	0	1	1	2	1.00	1
1934-35	Dave Kerr	4	1	1	2	10	2.50	0
1936-37	Dave Kerr	9	6	3	0	10	1.08	4
1937-38	Dave Kerr	3	1	2	0	8	1.83	0
1938-39	Dave Kerr	1	0	1	0	2	1.01	0
	Bert Gardiner	6	3	3	0	12	1.66	0
1939-40	Dave Kerr	12	8	4	0	20	1.56	3
1940-41	Dave Kerr	3	1	2	0	6	1.88	0
1941-42	Jim Henry	6	2	4	0	13	2.17	1
1947-48	Chuck Rayner	6	2	4	0	17	2.83	0
1949-50	Chuck Rayner	12	7	5	0	29	2.25	1
1955-56	Lorne Worsley	3	0	3	-	14	4.67	0
	Gordie Bell	2	1	1	-	9	4.50	0
1956-57	Lorne Worsley	5	1	4	-	21	3.99	0
1957-58	Lorne Worsley	6	2	4	-	28	4.60	0
1961-62	Lorne Worsley	6	2	4	-	21	3.28	0
1966-67	Ed Giacomin	4	0	4	-	14	3.41	0
1967-68	Ed Giacomin	6	2	4	-	18	3.00	0
1968-69	Ed Giacomin	3	0	3	-	10	3.33	0
	Gilles Villemure	1	0	1	-	4	4.00	0
1969-70	Ed Giacomin	5	2	3	-	19	4.07	0
	Terry Sawchuk	3	0	1	-	6	4.50	0
1970-71	Ed Giacomin	12	7	5	-	28	2.21	0
	Gilles Villemure	2	0	1	-	6	4.50	0
1971-72	Ed Giacomin	10	6	4	-	27	2.70	0
	Gilles Villemure	6	4	2	-	14	2.33	0
1972-73	Ed Giacomin	10	5	4	-	23	2.56	1
	Gilles Villemure	2	0	1	-	2	1.97	0
1973-74	Ed Giacomin	13	7	6	-	37	2.82	0
	Gilles Villemure	1	0	0	-	0	0.00	0
1974-75	Ed Giacomin	2	0	2	-	4	2.79	0
	Gilles Villemure	2	1	0	-	6	3.83	0
1977-78	John Davidson	2	1	1	-	7	3.44	0
	Wayne Thomas	1	0	1	-	4	4.00	0
1978-79	John Davidson	18	11	7	-	42	2.28	1

PLAYOFF GOALTENDING YEAR-BY-YEAR

YEAR	GOALTENDER	GP	W	L	T	GA	GAA	SO
1979-80	John Davidson	9	4	5	-	21	2.33	0
1980-81	Steve Baker	14	7	7	-	55	4.00	0
	Steve Weeks	1	0	0	-	1	4.29	0
1981-82	John Davidson	1	0	0	-	3	5.45	0
	Ed Mio	8	4	3	-	28	3.79	0
	Steve Weeks	4	1	2	-	9	4.25	0
1982-83	Glen Hanlon	1	0	1	-	5	5.00	0
	Ed Mio	8	5	3	-	32	4.00	0
1983-84	Glen Hanlon	5	2	3	-	13	2.53	1
	John Vanbiesbrouck	1	0	0	-	0	0.00	0
1984-85	Glen Hanlon	3	0	3	-	14	5.00	0
	John Vanbiesbrouck	1	0	0	-	0	0.00	0
1985-86	John Vanbiesbrouck	16	8	8	-	49	3.28	1
	Glen Hanlon	3	0	0	-	6	4.80	0
1986-87	Bob Froese	4	1	1	-	10	3.64	0
	John Vanbiesbrouck	4	1	3	-	11	3.38	1
1988-89	Bob Froese	2	0	2	-	8	6.67	0
	Mike Richter	1	0	1	-	4	4.14	0
	John Vanbiesbrouck	2	0	1	-	6	3.36	0
1989-90	Mike Richter	6	3	2	-	19	3.45	0
	John Vanbiesbrouck	6	2	3	-	15	3.02	0
1990-91	Mike Richter	6	2	4	-	14	2.68	1
	John Vanbiesbrouck	1	0	0	-	1	1.15	0
1991-92	John Vanbiesbrouck	7	2	5	-	23	3.75	0
	Mike Richter	7	4	2	-	24	3.50	1
1993-94	Mike Richter	23	16	7	-	49	2.07	4
	Glenn Healy	2	0	0	-	1	0.88	0
1994-95	Mike Richter	7	2	5	-	23	3.59	0
	Glenn Healy	5	2	1	-	13	3.39	0
1995-96	Mike Richter	11	5	6	-	36	3.27	0
1996-97	Mike Richter	15	9	6	-	33	2.11	3
2005-06	Henrik Lundqvist	3	0	3	-	13	4.41	0
	Kevin Weekes	1	0	1	-	4	4.00	0
2006-07	Henrik Lundqvist	10	6	4	-	22	2.07	1
2007-08	Henrik Lundqvist	10	5	5	-	26	2.57	1
2008-09	Henrik Lundqvist	7	3	4	-	19	3.00	1
	Steve Valiquette	2	0	0	-	0	0.00	0
2010-11	Henrik Lundqvist	5	1	4	-	13	2.25	0
2011-12	Henrik Lundqvist	20	10	10	-	38	1.82	3
2012-13	Henrik Lundqvist	12	5	7	-	27	2.14	2
2013-14	Henrik Lundqvist	25	13	11	-	54	2.14	1
	Cam Talbot	2	0	1	-	2	2.61	0
2014-15	Henrik Lundqvist	19	11	8	-	41	2.11	0
2015-16	Henrik Lundqvist	5	1	3	-	15	4.39	0
	Antti Raanta	3	0	1	-	4	2.56	0

ALL-TIME PLAYOFF SHUTOUTS

Lorne Chabot	vs. Boston Bruins, 4/2/27 at Boston, Semifinals Game 1, 0-0.
Lorne Chabot	vs. Pittsburgh Pirates, 3/27/28 at Madison Square Garden, Quarterfinals Game 1, 4-0.
Joe Miller	vs. Montreal Maroons, 4/12/28 at Montreal, Finals Game 4, 1-0.
John Ross Roach	vs. New York Americans, 3/19/29 at Madison Square Garden*, Quarterfinals Game 1, 0-0. *Rangers were road team
John Ross Roach	vs. New York Americans, 3/21/29 at Madison Square Garden, Quarterfinals Game 2, 1-0.
John Ross Roach	vs. Toronto Maple Leafs, 3/24/29 at Madison Square Garden, Semifinals Game 1, 1-0.
John Ross Roach	vs. Montreal Maroons, 3/26/31 at Montreal, Quarterfinals Game 2, 3-0.
John Ross Roach	vs. Montreal Canadiens, 3/27/32 at Madison Square Garden, Semifinals Game 3, 1-0.
Andy Aitkenhead	vs. Detroit Red Wings, 3/30/33 at Madison Square Garden, Semifinals Game 1, 2-0.
Andy Aitkenhead	vs. Toronto Maple Leafs, 4/13/33 at Toronto, Finals Game 4, 1-0.
Andy Aitkenhead	vs. Montreal Maroons, 3/20/34 at Montreal, Quarterfinals Game 1, 0-0.
Dave Kerr	vs. Toronto Maple Leafs, 3/23/37 at Toronto, Quarterfinals Game 1, 3-0.
Dave Kerr	vs. Montreal Maroons, 4/1/37 at Madison Square Garden, Semifinals Game 1, 1-0.
Dave Kerr	vs. Montreal Maroons, 4/3/37 at Montreal, Semifinals Game 2, 4-0.
Dave Kerr	vs. Detroit Red Wings, 4/11/37 at Detroit, Finals Game 3, 1-0.
Dave Kerr	vs. Boston Bruins, 3/19/40 at Madison Square Garden, Semifinals Game 1, 4-0.
Dave Kerr	vs. Boston Bruins, 3/26/40 at Madison Square Garden, Semifinals Game 4, 1-0.
Dave Kerr	vs. Boston Bruins, 3/28/40 at Boston, Semifinals Game 5, 1-0.
Jim Henry	vs. Toronto Maple Leafs, 3/24/42 at Madison Square Garden, Semifinals Game 3, 3-0.
Chuck Rayner	vs. Montreal Canadiens, 4/6/50 at Montreal, Semifinals Game 5, 3-0.
Eddie Giacomin	vs. Boston Bruins, 4/8/73 at Madison Square Garden, Quarterfinals Game 4, 4-0.
John Davidson	vs. Philadelphia Flyers, 4/22/79 at Madison Square Garden, Quarterfinals Game 4, 6-0.
Glen Hanlon	vs. New York Islanders, 4/5/84 at Nassau Coliseum, Division Semifinals Game 2, 3-0.
John Vanbiesbrouck	vs. Montreal Canadiens, 5/7/86 at Madison Square Garden, Conference Finals Game 4, 2-0.
John Vanbiesbrouck	vs. Philadelphia Flyers, 4/8/87 at Philadelphia, Division Semifinals Game 1, 3-0.
Mike Richter	vs. Washington Capitals, 4/7/91 at Washington, Division Semifinals Game 3, 6-0.
Mike Richter	vs. New Jersey Devils, 4/25/92 at New Jersey, Division Semifinals Game 4, 3-0.
Mike Richter	vs. New York Islanders, 4/17/94 at Madison Square Garden, Conference Quarterfinals Game 1, 6-0.
Mike Richter	vs. New York Islanders, 4/18/94 at Madison Square Garden, Conference Quarterfinals Game 2, 6-0.
Mike Richter	vs. Washington Capitals, 5/5/94 at Washington, Conference Semifinals Game 3, 3-0.
Mike Richter	vs. New Jersey Devils, 5/17/94 at Madison Square Garden Conference Finals Game 2, 4-0.
Mike Richter	vs. Florida Panthers, 4/20/97 at Florida, Conference Quarterfinals Game 2, 3-0.
Mike Richter	vs. New Jersey Devils, 5/4/97 at New Jersey, Conference Semifinals Game 2, 2-0.
Mike Richter	vs. New Jersey Devils, 5/8/97 at Madison Square Garden, Conference Semifinals Game 4, 3-0.
Henrik Lundqvist	vs. Atlanta Thrashers, 4/17/07 at Madison Square Garden, Conference Quarterfinals Game 3, 7-0.
Henrik Lundqvist	vs. Pittsburgh Penguins, 5/1/08 at Madison Square Garden, Conference Semifinals Game 4, 3-0.
Henrik Lundqvist	vs. Washington Capitals, 4/18/09 at Washington, Conference Quarterfinals Game 2, 1-0.
Henrik Lundqvist	vs. Ottawa Senators, 4/16/12 at Ottawa, Conference Quarterfinals Game 3, 1-0
Henrik Lundqvist	vs. New Jersey Devils, 5/14/12 at Madison Square Garden, Conference Finals Game 1, 3-0
Henrik Lundqvist	vs. New Jersey Devils, 5/19/12 at New Jersey, Conference Finals Game 3, 3-0
Henrik Lundqvist	vs. Washington Capitals, 5/12/13 at Madison Square Garden, Conference Quarterfinals Game 6, 1-0
Henrik Lundqvist	vs. Washington Capitals, 5/13/13 at Washington , Conference Quarterfinals Game 7, 5-0
Henrik Lundqvist	vs. Montreal Canadiens, 5/29/14 at Madison Square Garden, Conference Final Game 6, 1-0.

RANGERS ALL-TIME PLAYOFF COACHING RECORDS

COACH	SEASONS	GAMES COACHED	WINS	LOSSES	TIES	WINNING PERCENTAGE	ROUNDS/ (RECORD)
Alain Vigneault	2013-14 - 2015-16	49	25	24	-	.510	8 / (5-3)
John Tortorella	2008-09 - 2012-13	44	19	25	-	.432	7 / (3-4)
Tom Renney	2005-06 - 2007-08	24	11	13	-	.458	5 / (2-3)
Colin Campbell	1994-95 - 1996-97	36	18	18	-	.500	7 / (4-3)
Mike Keenan	1993-94	23	16	7	-	.696	4 / (4-0)
Roger Neilson	1989-90 - 1991-92	29	13	16	-	.448	5 / (2-3)
Phil Esposito	1986-87 - 1988-89	10	2	8	-	.200	2 / (0-2)
Ted Sator	1985-86	16	8	8	-	.500	3 / (2-1)
Craig Patrick	1980-81; 1984-85	17	7	10	-	.412	4 / (2-2)
Herb Brooks	1981-82 - 1983-84	24	12	12	-	.500	5 / (2-3)
Fred Shero	1978-79 - 1979-80	27	15	12	-	.556	6 / (4-2)
Jean-Guy Talbot	1977-78	3	1	2	-	.333	1 / (0-1)
Emile Francis	1966-67 - 1974-75	75	34	41	-	.453	14 / (5-9)
Doug Harvey	1961-62	6	2	4	-	.333	1 / (0-1)
Phil Watson	1955-56 - 1957-58	16	4	12	-	.250	3 / (0-3)
Lynn Patrick	1949-50	12	7	5	0	.583	2 / (1-1)
Frank Boucher	1939-40 - 1947-48	27	13	14	0	.481	5 / (2-3)
Lester Patrick	1926-27 - 1938-39	65	31	26	8	.538	24 / (14-10)

ALL-TIME PLAYOFF COACHING LEADERS

GAMES COACHED	
Emile Francis	75
Lester Patrick	65
Alain Vigneault	49
John Tortorella	44
Colin Campbell	36
Roger Neilson	29
Frank Boucher	27
Fred Shero	27
Tom Renney	24
Herb Brooks	24
Mike Keenan	23
Craig Patrick	17
Ted Sator	16
Phil Watson	16
Lynn Patrick	12
Phil Esposito	10
Doug Harvey	6
Jean-Guy Talbot	3

WINS	
Emile Francis	34
Lester Patrick	31
Alain Vigneault	25
John Tortorella	19
Colin Campbell	18
Mike Keenan	16
Fred Shero	15
Frank Boucher	13
Roger Neilson	13
Herb Brooks	12
Tom Renney	11
Ted Sator	8
Craig Patrick	7
Lynn Patrick	7
Phil Watson	4
Phil Esposito	2
Doug Harvey	2
Jean-Guy Talbot	1

WINNING PERCENTAGE	
Mike Keenan	.696
Lynn Patrick	.583
Fred Shero	.556
Lester Patrick	.538
Alain Vigneault	.510
Colin Campbell	.500
Herb Brooks	.500
Ted Sator	.500
Frank Boucher	.481
Tom Renney	.458
Emile Francis	.453
Roger Neilson	.448
John Tortorella	.432
Craig Patrick	.412
Doug Harvey	.333
Jean-Guy Talbot	.333
Phil Watson	.250
Phil Esposito	.200

LOSSES	
Emile Francis	41
Lester Patrick	26
John Tortorella	25
Alain Vigneault	24
Colin Campbell	18
Roger Neilson	16
Frank Boucher	14
Tom Renney	13
Fred Shero	12
Herb Brooks	12
Phil Watson	12
Craig Patrick	10
Ted Sator	8
Phil Esposito	8
Mike Keenan	7
Lynn Patrick	5
Doug Harvey	4
Jean-Guy Talbot	2

ROUNDS	
Lester Patrick	24
Emile Francis	14
Alain Vigneault	8
Colin Campbell	7
John Tortorella	7
Fred Shero	6
Tom Renney	5
Roger Neilson	5
Herb Brooks	5
Frank Boucher	5
Mike Keenan	4
Craig Patrick	4
Ted Sator	3
Phil Watson	3
Lynn Patrick	2
Phil Esposito	2
Jean-Guy Talbot	1
Doug Harvey	1

SERIES WINS (RECORD)	
Lester Patrick	14-10
Alain Vigneault	5-3
Emile Francis	5-9
Mike Keenan	4-0
Fred Shero	4-2
Colin Campbell	4-3
John Tortorella	3-4
Ted Sator	2-1
Craig Patrick	2-2
Frank Boucher	2-3
Tom Renney	2-3
Roger Neilson	2-3
Herb Brooks	2-3
Lynn Patrick	1-1
Jean-Guy Talbot	0-1
Doug Harvey	0-1
Phil Esposito	0-2
Phil Watson	0-3

ALL-TIME PLAYOFF COACHING RECORDS YEAR-BY-YEAR

COACH	YEAR	GAMES COACHED	WINS	LOSSES	TIES	WINNING PERCENTAGE	ROUNDS/ (RECORD)
Lester Patrick	1926-27	2	0	1	1	.250	1 / (0-1)
Lester Patrick	1927-28	9	5	3	1	.611	3 / (3-0)
Lester Patrick	1928-29	6	3	2	1	.583	3 / (2-1)
Lester Patrick	1929-30	4	1	2	1	.375	2 / (1-1)
Lester Patrick	1930-31	4	2	2	0	.500	2 / (1-1)
Lester Patrick	1931-32	7	3	4	0	.429	2 / (1-1)
Lester Patrick	1932-33	8	6	1	1	.813	3 / (3-0)
Lester Patrick	1933-34	2	0	1	1	.250	1 / (0-1)
Lester Patrick	1934-35	4	1	1	2	.500	2 / (1-1)
Lester Patrick	1936-37	9	6	3	0	.667	3 / (2-1)
Lester Patrick	1937-38	3	1	2	0	.333	1 / (0-1)
Lester Patrick	1938-39	7	3	4	0	.429	1 / (0-1)
Frank Boucher	1939-40	12	8	4	0	.667	2 / (2-0)
Frank Boucher	1940-41	3	1	2	0	.333	1 / (0-1)
Frank Boucher	1941-42	6	2	4	0	.333	1 / (0-1)
Frank Boucher	1947-48	6	2	4	0	.333	1 / (0-1)
Lynn Patrick	1949-50	12	7	5	0	.583	2 / (1-1)
Phil Watson	1955-56	5	1	4	-	.200	1 / (0-1)
Phil Watson	1956-57	5	1	4	-	.200	1 / (0-1)
Phil Watson	1957-58	6	2	4	-	.333	1 / (0-1)
Doug Harvey	1961-62	6	2	4	-	.333	1 / (0-1)
Emile Francis	1966-67	4	0	4	-	.000	1 / (0-1)
Emile Francis	1967-68	6	2	4	-	.333	1 / (0-1)
Emile Francis	1968-69	4	0	4	-	.000	1 / (0-1)
Emile Francis	1969-70	6	2	4	-	.333	1 / (0-1)
Emile Francis	1970-71	13	7	6	-	.538	2 / (1-1)
Emile Francis	1971-72	16	10	6	-	.625	3 / (2-1)
Emile Francis	1972-73	10	5	5	-	.500	2 / (1-1)
Emile Francis	1973-74	13	7	6	-	.538	2 / (1-1)
Emile Francis	1974-75	3	1	2	-	.333	1 / (0-1)
Jean-Guy Talbot	1977-78	3	1	2	-	.333	1 / (0-1)
Fred Shero	1978-79	18	11	7	-	.611	4 / (3-1)
Fred Shero	1979-80	9	4	5	-	.444	2 / (1-1)
Craig Patrick	1980-81	14	7	7	-	.500	3 / (2-1)
Herb Brooks	1981-82	10	5	5	-	.500	2 / (1-1)
Herb Brooks	1982-83	9	5	4	-	.556	2 / (1-1)
Herb Brooks	1983-84	5	2	3	-	.400	1 / (0-1)
Craig Patrick	1984-85	3	0	3	-	.000	1 / (0-1)
Ted Sator	1985-86	16	8	8	-	.500	3 / (2-1)
Phil Esposito	1986-87	6	2	4	-	.333	1 / (0-1)
Phil Esposito	1988-89	4	0	4	-	.000	1 / (0-1)
Roger Neilson	1989-90	10	5	5	-	.500	2 / (1-1)
Roger Neilson	1990-91	6	2	4	-	.333	1 / (0-1)
Roger Neilson	1991-92	13	6	7	-	.462	2 / (1-1)
Mike Keenan	1993-94	23	16	7	-	.696	4 / (4-0)
Colin Campbell	1994-95	10	4	6	-	.400	2 / (1-1)
Colin Campbell	1995-96	11	5	6	-	.455	2 / (1-1)
Colin Campbell	1996-97	15	9	6	-	.600	3 / (2-1)
Tom Renney	2005-06	4	0	4	-	.000	1 / (0-1)
Tom Renney	2006-07	10	6	4	-	.600	2 / (1-1)
Tom Renney	2007-08	10	5	5	-	.500	2 / (1-1)
John Tortorella	2008-09	7	3	4	-	.429	1 / (0-1)
John Tortorella	2010-11	5	1	4	-	.200	1 / (0-1)
John Tortorella	2011-12	20	10	10	-	.500	3 / (2-1)
John Tortorella	2012-13	12	5	7	-	.417	2 / (1-1)
Alain Vigneault	2013-14	25	13	12	-	.520	4 / (3-1)
Alain Vigneault	2014-15	19	11	8	-	.579	3 / (2-1)
Alain Vigneault	2015-16	5	1	4	-	.200	1 / (0-1)

ALL-TIME PLAYOFF RECORDS

TEAM RECORDS: STREAKS

LONGEST WINNING STREAK: 7 1993-94. Began 4/17, with a 6-0 victory over Islanders, in Game One of the Conference Quarterfinals. Ended 5/7, when defeated at Washington, 4-2 in Game Four of the Conference Semifinals.

LONGEST HOME WINNING STREAK: 8 Began 3/28/39, with a 2-1 victory over Boston, in Game Four of Semifinals. Ended 3/22/42, when defeated by Toronto in Game Two of the Semifinals.

LONGEST ROAD WINNING STREAK: 5 Began 5/9/72, with a 3-2 victory at Boston in Game Five of the Stanley Cup Finals. Ended 4/15/73, when defeated at Chicago, 5-4 in Game Two of the Semifinals.

LONGEST LOSING STREAK: 10 Began 4/11/68, when defeated at Chicago, 7-4 in Game Three of the Quarterfinals. Ended 4/11/70, with a 4-3 victory over Boston in Game Three of the Quarterfinals.

LONGEST HOME LOSING STREAK: 5 Began 5/18/15, when defeated by Tampa Bay, 6-2, in Game Two of the Conference Final.

LONGEST ROAD LOSING STREAK: 17 Began 4/3/58, when defeated at Boston, 6-1, in Game Five of the Semifinals. Ended 4/11/71, with a 4-2 victory at Toronto in Game Four of the Quarterfinals.

TEAM RECORDS: PLAYOFF YEAR

MOST GAMES PLAYED: 25 2013-14 (13-12).

MOST VICTORIES: 16 1993-94 (23 games).

MOST LOSSES: 12 2013-14 (25 games).

MOST TIES: 2 1934-35 (4 games).

MOST GOALS: 81 1993-94 (23 games).

MOST ASSISTS: 121 1993-94 (23 games).

MOST SCORING POINTS: 202 1993-94 (23 games).

MOST PENALTY MINUTES: 424 1985-86 (16 games).

MOST GOALS ALLOWED: 60 2013-14 (25 games).

MOST SHUTOUTS: 4 (twice) 1993-94 (23 games) and 1936-37 (9 games).

MOST SHUTOUTS AGAINST: 3 2013-14 (25 games); 2014-15 (19 games).

MOST POWER PLAY GOALS: 22 1993-94, 8 vs. Islanders, 4 vs. Washington, 4 vs. New Jersey and 6 vs. Vancouver.

MOST SHORTHANDED GOALS: 6 1978-79, 5 vs. Philadelphia and 1 vs. Montreal.

LATEST DATE OF PLAYOFF GAME: 6/14/94 vs. Vancouver, Stanley Cup Finals, Game Seven.

TEAM RECORDS: SERIES

MOST GOALS: 29 1980-81, Quarterfinals. Rangers defeated St. Louis, 4 games to 2, outscoring opponent 29-22.

MOST GOALS, TWO-GAME SERIES: 9 1978-79, Preliminary Round. Rangers defeated Los Angeles, 2 games to 0, outscoring opponent 9-2.

MOST GOALS, THREE-GAME SERIES: 18 1982-83, Division Semifinals. Rangers defeated Philadelphia, 3 games to 0, outscoring opponent 18-9.

MOST GOALS, FOUR-GAME SERIES: 23 1980-81, Preliminary Round. Rangers defeated Los Angeles, 3 games to 1, outscoring opponent 23-12.

MOST GOALS, FIVE-GAME SERIES: 28 1978-79, Quarterfinals. Rangers defeated Philadelphia, 4 games to 1, outscoring opponent 28-8.

MOST GOALS, SIX-GAME SERIES: 29 1980-81, Quarterfinals. Rangers defeated St. Louis, 4 games to 2, outscoring opponent 29-22.

MOST GOALS, SEVEN-GAME SERIES: 28 1991-92, Division Semifinals. Rangers defeated New Jersey, 4 games to 3, outscoring opponent 28-25.

MOST GOALS ALLOWED: 28 (twice) 1957-58, Semifinals. Rangers defeated by Boston, 4 games to 2, being outscored 28-16; 1982-83, Division Finals. Rangers defeated by NY Islanders, 4 games to 2, being outscored 28-15.

MOST GOALS ALLOWED, TWO-GAME SERIES: 5 (three times) 1934-35, Quarterfinals. Rangers defeated Montreal Canadiens, 6-5 in total goals; 1934-35, Semifinal. Rangers defeated by Montreal Maroons, 5-4 in total goals; 1932-33, Quarterfinals. Rangers defeated Montreal Canadiens, 8-5 in total goals.

MOST GOALS ALLOWED, THREE-GAME SERIES: 18 1931-32, Stanley Cup Finals. Rangers defeated by Toronto, 3 games to 0 being outscored 18-10.

MOST GOALS ALLOWED, FOUR-GAME SERIES: 22 1980-81, Semifinals. Rangers defeated by NY Islanders, 4 games to 0, being outscored 22-8.

MOST GOALS ALLOWED, FIVE-GAME SERIES: 24 1955-56, Semifinals. Rangers defeated by Montreal Canadiens, 4 games to 1, being outscored 24-9.

MOST GOALS ALLOWED, SIX-GAME SERIES: 28 (twice) 1957-58, Semifinals. Rangers defeated by Boston, 4 games to 2, being outscored 28-16; 1982-83, Division Finals. Rangers defeated by NY Islanders, 4 games to 2, being outscored 28-15.

MOST GOALS ALLOWED, SEVEN-GAME SERIES: 25 1991-92, Division Semifinals. Rangers defeated New Jersey, 4 games to 3. Rangers scored 28 goals, Devils scored 25 goals.

ALL-TIME PLAYOFF RECORDS

TEAM RECORDS: SERIES (CONT'D)

MOST GOALS, BOTH TEAMS: 53 1991-92, Division Semifinals. Rangers defeated New Jersey, 4 games to 3, outscoring opponent 28-25.

MOST GOALS, BOTH TEAMS, TWO-GAME SERIES: 13 1932-33, Quarterfinals. Rangers defeated Montreal Canadiens, 8-5 in total goals.

MOST GOALS, BOTH TEAMS, THREE-GAME SERIES: 28 1931-32, Stanley Cup Finals. Rangers defeated by Toronto, 3 games to 0, being outscored 18-10.

MOST GOALS, BOTH TEAMS, FOUR-GAME SERIES: 35 1980-81, Preliminary Round. Rangers defeated Los Angeles, 3 games to 1, outscoring opponent 23-12.

MOST GOALS, BOTH TEAMS, FIVE-GAME SERIES: 37 1989-90, Division Finals. Rangers defeated by Washington, 4 games to 1, outscoring New York 22-15.

MOST GOALS, BOTH TEAMS, SIX-GAME SERIES: 51 1980-81, Quarterfinals. Rangers defeated St. Louis, 4 games to 2, outscoring opponent 29-22.

MOST GOALS, BOTH TEAMS, SEVEN-GAME SERIES: 53 1991-92, Division Semifinals. Rangers defeated New Jersey, 4 games to 3, outscoring opponent 28-25.

MOST OVERTIME GAMES, ONE SERIES: 4 Defeated by Boston 4-3 in the 1939 Semifinals.

MOST PENALTY MINUTES: 214 1988-89, Division Semifinals vs. Pittsburgh (4 games). Pittsburgh had 210 penalty minutes for a total of 424 minutes.

MOST POWER PLAY GOALS: 10 1989-90, Division Semifinals vs. Islanders.

MOST SHORTHANDED GOALS: 5 1978-79, Quarterfinals vs. Philadelphia.

MOST SHUTOUTS: 3 1939-40, Semifinals vs. Boston.

MOST SHUTOUTS AGAINST: 2 (7 times) 2014-15, Conference Final vs. Tampa Bay; 2013-14, Second Round vs. Pittsburgh; 2008-09, Conference Quarterfinals vs. Washington; 1986-87, Division Semifinals vs. Philadelphia; 1936-37, Stanley Cup Finals vs. Detroit; 1930-31, Semifinal vs. Chicago; 1927-28, Stanley Cup Finals vs. Montreal Maroons.

FEWEST GOALS: 0 1930-31, Semifinals. Rangers defeated by Chicago, 3-0 in total goals.

FEWEST GOALS, TWO-GAME SERIES: 0 1930-31, Semifinals. Rangers defeated by Chicago, 3-0 in total goals.

FEWEST GOALS, THREE-GAME SERIES: 6 (twice) 1977-78, Preliminary Round. Rangers defeated by Buffalo, 2 games to 1, being outscored 11-6; 1940-41, Quarterfinals. Rangers defeated by Detroit, 2 games to 1, with 6 goals each.

FEWEST GOALS, FOUR-GAME SERIES: 4 2005-06, Conference Quarterfinals. Rangers defeated by New Jersey Devils, 4 games to 0, being outscored 17-4.

FEWEST GOALS, FIVE-GAME SERIES: 5 1927-28, Stanley Cup Finals. Rangers defeated Montreal Maroons, 3 games to 2, being outscored by opponent 6-5.

FEWEST GOALS, SIX-GAME SERIES: 12 (3 times) 1967-68, Quarterfinals. Rangers defeated by Chicago, 4 games to 2, being outscored 18-12; 1947-48, Semifinals. Rangers defeated by Detroit, 4 games to 2, being outscored 17-12; 1941-42, Semifinals. Rangers defeated by Toronto, 4 games to 2, being outscored 13-12.

FEWEST GOALS, SEVEN-GAME SERIES: 11 2008-09, Conference Quarterfinals. Rangers defeated by Washington, 4 games to 3, outscoring New York 19-11.

FEWEST GOALS ALLOWED: 0 (twice) 1936-37, Semifinals. Rangers defeated Montreal Maroons, 2 games to 0, outscoring opponent 5-0; 1928-29, Quarterfinals. Rangers defeated NY Americans, 1-0 in total goals.

FEWEST GOALS ALLOWED, TWO-GAME SERIES: 0 (twice) 1936-37, Semifinals. Rangers defeated Montreal Maroons, 2 games to 0, outscoring opponent 5-0; 1928-29, Quarterfinals. Rangers defeated NY Americans, 1-0 in total goals.

FEWEST GOALS ALLOWED, THREE-GAME SERIES: 9 1982-83, Division Semifinals. Rangers defeated Philadelphia, 3 games to 0, outscoring opponent 18-9.

FEWEST GOALS ALLOWED, FOUR-GAME SERIES: 3 1993-94, Conference Quarterfinals. Rangers defeated NY Islanders, 4 games to 0, outscoring opponent 22-3.

FEWEST GOALS ALLOWED, FIVE-GAME SERIES: 5 1996-97, Conference Semifinals. Rangers defeated New Jersey, 4 games to 1, outscoring opponent 10-5.

FEWEST GOALS ALLOWED, SIX-GAME SERIES: 9 1939-40, Semifinals. Rangers defeated Boston, 4 games to 2, outscoring opponent 15-9.

FEWEST GOALS ALLOWED, SEVEN-GAME SERIES: 12 (twice) 2012-13, Conference Quarterfinals. Rangers defeated Washington, 4 games to 3, outscoring opponent 16-12; 2014-15, Second Round. Rangers defeated Washington, 4 games to 3, outscoring opponent 13-12.

FEWEST GOALS, BOTH TEAMS: 1 1928-29, Quarterfinals. Rangers defeated NY Americans, 1-0 in total goals.

FEWEST GOALS, BOTH TEAMS, TWO-GAME SERIES: 1 1928-29, Quarterfinals. Rangers defeated NY Americans, 1-0 in total goals.

FEWEST GOALS, BOTH TEAMS, THREE-GAME SERIES: 12 1940-41, Quarterfinals. Rangers defeated by Detroit, 3 games to 0, with 6 goals each.

FEWEST GOALS, BOTH TEAMS, FOUR-GAME SERIES: 16 1932-33, Stanley Cup Finals. Rangers defeated Toronto, 3 games to 1, outscoring opponent 11-5.

FEWEST GOALS, BOTH TEAMS, FIVE-GAME SERIES: 11 1927-28, Stanley Cup Finals. Rangers defeated Montreal Maroons, 3 games to 2, being outscored by opponent 6-5.

FEWEST GOALS, BOTH TEAMS, SIX-GAME SERIES: 24 1939-40, Semifinals. Rangers defeated Boston, 4 games to 2, outscoring opponent 15-9.

FEWEST GOALS, BOTH TEAMS, SEVEN-GAME SERIES: 25 2014-15, Second Round. Rangers defeated Washington, 4 games to 3, outscoring opponent 13-12.

ALL-TIME PLAYOFF RECORDS

TEAM RECORDS: GAME

GREATEST WINNING MARGIN: 7 (twice) last - 4/17/07, Conference Quarterfinals, Game Three. Rangers defeated Atlanta Thrashers, 7-0 at Madison Square Garden.

GREATEST WINNING MARGIN, HOME: 7 (twice) last - 4/17/07, Conference Quarterfinals, Game Three. Rangers defeated Atlanta Thrashers, 7-0 at Madison Square Garden.

GREATEST WINNING MARGIN, ROAD: 6 (twice) last - 4/7/91, Division Semifinals, Game Three. Rangers defeated Washington, 6-0.

GREATEST LOSING MARGIN: 7 (twice) last - 4/19/86, Division Finals, Game Two. Rangers defeated by Washington, 8-1 in Washington.

GREATEST LOSING MARGIN, HOME: 6 (twice) last - 4/13/86, Division Semifinals, Game Four. Rangers defeated by Philadelphia, 7-1.

GREATEST LOSING MARGIN, ROAD: 7 (twice) last - 4/19/86, Division Finals, Game Two. Rangers defeated by Washington, 8-1.

MOST GOALS: 10 4/11/81, Preliminary Round, Game Three. Rangers defeated Los Angeles, 10-3, at Madison Square Garden.

MOST GOALS ALLOWED: 8 (5 times) last - 4/9/87, Division Semifinals, Game Two. Rangers defeated at Philadelphia, 8-3.

MOST GOALS, BOTH TEAMS: 13 (3 times) last - 4/27/92, Division Semifinals, Game Five. Rangers defeated New Jersey, 8-5 at Madison Square Garden.

MOST PENALTY MINUTES, BOTH TEAMS: 267 4/9/81, Preliminary Round, Game Two. Rangers had 142 penalty minutes and Los Angeles had 125 minutes for a total of 267 minutes.

FEWEST PENALTIES: 0 4/13/50, Stanley Cup Finals, Game Two. Rangers defeated Detroit, 3-1.

FEWEST PENALTY MINUTES: 0 4/13/50, Stanley Cup Finals, Game Two. Rangers defeated Detroit, 3-1.

MOST PENALTY MINUTES: 142 4/9/81, Preliminary Round, Game Two at Los Angeles. Los Angeles had 125 minutes for a total of 267 minutes.

MOST POWER PLAY GOALS: 4 4/8/82, Division Semifinals, Game Two vs. Philadelphia at Madison Square Garden.

MOST SHORTHANDED GOALS: 2 (5 times) last - 5/1/92, Division Semifinals, Game Seven. Rangers defeated New Jersey, 8-4 at Madison Square Garden.

MOST SHOTS: 54 5/31/94, Stanley Cup Finals, Game One vs. Vancouver at Madison Square Garden. Rangers were defeated 3-2 in overtime.

MOST SHOTS ALLOWED: 55 4/11/91, Division Semifinals, Game Five vs. Washington at Madison Square Garden. Rangers were defeated 5-4 in overtime.

FEWEST GOALS, BOTH TEAMS: 0 (three times) last - 3/20/34, Quarterfinals, Game One. Rangers tied Montreal Maroons 0-0 in first game of total-goals series at Montreal.

TEAM RECORDS: OVERTIME GAME

ALL-TIME OVERTIME RECORD: 40 Wins and 49 Losses; 19-19 at home, 21-30 on the road.

LONGEST HOME OVERTIME PLAYED BY RANGERS: 59 min. 25 sec. Semifinals, Game One. Mel Hill of the Boston Bruins scored at 19:25 of the third overtime, 3/21/39. Bruins won 2-1.

LONGEST ROAD OVERTIME PLAYED BY RANGERS: 68 min. 52 sec. Semifinals, Game One. Gus Rivers of the Montreal Canadiens scored at 8:52 of the fourth overtime, 3/28/30 at Montreal. Canadiens won, 2-1.

SHORTEST HOME OVERTIME PLAYED BY RANGERS: 11 sec. Preliminary Round, Game Three. J.P. Parise of the New York Islanders scored at 0:11 of the first overtime, 4/11/75. Islanders won, 4-3.

SHORTEST ROAD OVERTIME PLAYED BY THE RANGERS: 25 sec. Conference Semifinals, Game Two. Kevin Haller of the Philadelphia Flyers scored at 0:25 of the first overtime, 5/22/95 at Philadelphia. Flyers won series, 4-0.

MOST SHOTS (OVERTIME): 26 5/31/94, Stanley Cup Finals, Game One vs. Vancouver at Madison Square Garden. Canucks won 3-2.

FASTEST OVERTIME GOAL BY A RANGER: 33 sec. Preliminary Round, Game One. Steve Vickers scored at 0:33 of the first overtime against the Atlanta Flames at Madison Square Garden, 4/8/80. Rangers won, 2-1.

TEAM RECORDS: PERIOD

MOST GOALS: 6 Quarterfinals, Game Five. Defeated Philadelphia, 8-3 on 4/24/79. Rangers scored six goals in third period and won game, 8-3.

MOST GOALS ALLOWED: 5 (7 times) last - Stanley Cup Finals, Game Five. 6/9/94 by Vancouver at Madison Square Garden. Canucks scored five goals in the third period and won the game, 6-3.

MOST GOALS BY RANGERS AND OPPONENT: 9 Quarterfinals, Game Five. 4/24/79 vs. Philadelphia in the third period at Philadelphia. Rangers scored six goals and the Flyers scored three.

MOST PENALTY MINUTES: 125 Preliminary Round, Game Two in the first period at Los Angeles on 4/9/81.

MOST PENALTY MINUTES, OPPONENT: 104 Preliminary Round, Game Two in the first period at Los Angeles on 4/9/81.

MOST PENALTY MINUTES, BOTH TEAMS: 229 Preliminary Round, Game Two in first period at Los Angeles on 4/9/81. Rangers had 125 minutes and Los Angeles had 104 minutes.

MOST PENALTIES: 24 Preliminary Round, Game Two in first period at Los Angeles on 4/9/81. Los Angeles had 19 penalties for a total of 43 penalties.

MOST POWER PLAY GOALS: 3 Eastern Conference Final, Game One in the third period at Montreal on 5/17/14. Stanley Cup Finals, Game Three in the first period against Boston at Madison Square Garden on 5/4/72.

FASTEST TWO GOALS: 6 sec. Rod Gilbert at 9:32 and 9:38 of second period against Chicago in Quarterfinals at Chicago, 4/11/68.

FASTEST THREE GOALS: 38 sec. Jim Wiemer at 12:29, Bob Brooke at 12:43, Ron Greschner at 13:07 of third period against Philadelphia in Division Semifinals at Madison Square Garden, 4/12/86.

ALL-TIME PLAYOFF RECORDS

INDIVIDUAL RECORDS: CAREER

MOST GAMES PLAYED: 110 Dan Girardi
MOST GOALS: 34 Rod Gilbert
MOST ASSISTS: 61 Brian Leetch
MOST POINTS: 89 Brian Leetch
MOST GOALS BY A DEFENSEMAN: 28 Brian Leetch
MOST ASSISTS BY A DEFENSEMAN: 61 Brian Leetch
MOST POINTS BY A DEFENSEMAN: 89 Brian Leetch
MOST POWER PLAY GOALS: 13 Adam Graves
MOST PENALTY MINUTES: 159 Ching Johnson
MOST APPEARANCES BY A GOALTENDER: 116 Henrik Lundqvist
MOST WINS: 55 Henrik Lundqvist
MOST SHUTOUTS: 9 Mike Richter and Henrik Lundqvist
MOST PLAYOFF SEASONS: 12 Ron Greschner

INDIVIDUAL RECORDS: PLAYOFF YEAR

MOST GOALS: 12 Mark Messier, 1993-94.
MOST ASSISTS: 23 Brian Leetch, 1993-94.
MOST POINTS: 34 Brian Leetch, 1993-94.
MOST GOALS BY A DEFENSEMAN: 11 Brian Leetch, 1993-94.
MOST ASSISTS BY A DEFENSEMAN: 23 Brian Leetch, 1993-94.
MOST POINTS BY A DEFENSEMAN: 34 Brian Leetch, 1993-94.
MOST POINTS BY A ROOKIE: 20 Don Maloney, 1978-79 (18 games, 7 goals, 13 assists).
MOST POWER PLAY GOALS: 6 Adam Graves, 1995-96.
MOST GAME-WINNING GOALS: 4 Brian Leetch and Mark Messier, 1993-94.
MOST PENALTY MINUTES: 93 Ed Hospodar, 1980-81.
MOST THREE-OR-MORE-GOAL GAMES: 2 Wayne Gretzky, 1996-97.
MOST CONSECUTIVE SHUTOUTS: 3 John Ross Roach, 1928-29. 3/19 vs. NY Americans 0-0, 3/21 vs. NY Americans 1-0, 3/24 vs. Toronto 1-0.
MOST MINUTES PLAYED BY A GOALTENDER: 1,515:35 Henrik Lundqvist, 2013-14 (25 games).
MOST WINS BY A GOALTENDER: 16 Mike Richter, 1993-94.
MOST SHUTOUTS: 4 Mike Richter, 1993-94, Dave Kerr, 1936-37.

INDIVIDUAL RECORDS: SERIES

MOST GOALS: 6 Adam Graves, 1995-96, Conference Quarterfinals vs. Montreal.
MOST GOALS, OPPONENT: 9 John Druce, Washington, 1989-90, Division Finals vs. Washington.
MOST ASSISTS: 8 (many times) last - Ryan McDonagh, 2013-14, Conference Final vs. Montreal.
MOST ASSISTS, OPPONENT: 10 (many times) last - Bob Bourne, NY Islanders, 1982-83, Division Final vs. NY Islanders.
MOST POINTS: 11 (many times) last - Brian Leetch, 1993-94, Stanley Cup Finals vs. Vancouver. Leetch had 5 goals and 6 assists.
MOST POINTS, OPPONENT: 14 Fleming MacKell, Boston, 1957-58, Semifinals vs. Boston.
MOST PENALTY MINUTES: 93 Ed Hospodar, 1980-81, Preliminary Round vs. Los Angeles.
MOST POWER PLAY GOALS: 5 Adam Graves, 1995-96, Conference Quarterfinals vs. Montreal.
MOST SHUTOUTS: 3 Dave Kerr, 1940, Semifinals vs. Boston in Game One (4-0), Game Four (1-0) and Game Five (1-0).

ALL-TIME PLAYOFF RECORDS

INDIVIDUAL RECORDS: GAME

MOST GOALS: 3 (15 times) last – Derick Brassard, 5/26/15 at Tampa Bay in Game Six of the Conference Final.

MOST GOALS BY A DEFENSEMAN: 3 Brian Leetch, 5/22/95 at Philadelphia in Game Two of the Conference Semifinals.

MOST ASSISTS: 6 Mikko Leinonen, 4/8/82 against Philadelphia in Game Two of the Division Semifinals.

MOST POINTS: 6 Mikko Leinonen, 4/8/82 against Philadelphia in Game Two of the Division Semifinals.

MOST POINTS BY A DEFENSEMAN: 4 (five times) Ryan McDonagh, 5/17/14 vs. Montreal in Game One of the Conference Final at Montreal (one goal, three assists). Brian Leetch, 6/7/94 vs. Vancouver in Game Four of the Stanley Cup Finals at Vancouver (one goal, three assists). Brian Leetch, 5/9/94 vs. Washington in Game Five of the Conference Semifinals at Madison Square Garden (one goal, three assists). Dave Maloney, 4/9/83 vs. Philadelphia in Game Three of the Division Semifinals at Madison Square Garden (four assists). Brad Park, 5/4/72 vs. Boston in Game Three of the Stanley Cup Finals at Madison Square Garden (two goals, two assists).

MOST PENALTY MINUTES: 39 Ed Hospodar, 4/9/81 at Los Angeles in Game Two of the Preliminary Round.

MOST POWER PLAY GOALS: 2 (10 times) last - Wayne Gretzky, 5/18/97 at Philadelphia in Game Two of the Conference Finals.

MOST SHORTHANDED GOALS: 2 Mark Messier, 4/21/92 against New Jersey at Madison Square Garden in Game Two of the Division Semifinals.

FASTEST GOAL FROM START OF GAME: 27 sec. Ed Hospodar on 4/9/81 vs. Los Angeles at Los Angeles in Game Two of the Preliminary Round.

FASTEST GOAL FROM START OF GAME BY OPPONENT: 13 sec. Claude Larose of Montreal on 4/11/67 at Madison Square Garden in Game Three of the Semifinals.

INDIVIDUAL RECORDS: PERIOD

MOST GOALS: 3 (twice) Conference Quarterfinals, Game Four - Wayne Gretzky, 4/23/97 vs. Florida, at Madison Square Garden in the second period. Conference Finals, Game Six - Mark Messier, 5/25/94 at New Jersey in the third period.

MOST ASSISTS: 3 (six times) First Round, Game Two - J.T. Miller, 4/16/16 vs. Pittsburgh at Pittsburgh in the second period. Conference Quarterfinals, Game Three – Jaromir Jagr, 4/17/07 vs. Atlanta at Madison Square Garden in the first period. Conference Quarterfinals, Game Two - Alexei Kovalev, 5/8/95 vs. Quebec at Quebec in the third period. Conference Semifinals, Game Five - Brian Leetch, 5/9/94 vs. Washington, at Madison Square Garden in the first period. Semifinals, Game Three - Jean Ratelle, 4/22/71 vs. Chicago at Madison Square Garden in the first period. Division Semifinals, Game Two - Mikko Leinonen, 4/8/82 vs. Philadelphia at Madison Square Garden in the first period.

MOST PENALTIES: 6 Preliminary Round, Game Two - Ed Hospodar, 4/9/81 at Los Angeles in the first period. (2 minors, 1 major, 1 ten minute misconduct, 2 game misconducts).

MOST PENALTY MINUTES: 39 Preliminary Round, Game Two - Ed Hospodar, 4/9/81 at Los Angeles in the first period.

MOST POWER PLAY GOALS: 2 (four times) Conference Quarterfinals, Game Three - Adam Graves, 4/21/96 at Montreal in the first period.

Conference Semifinals, Game Two - Brian Leetch, 5/22/95 at Philadelphia in the first period. Semifinals, Game Two - Mac Colville, 3/22/42 vs.

Toronto at Madison Square Garden in the third period. Stanley Cup Finals, Game Three - Brad Park, 5/4/72 vs. Boston at Madison Square Garden in the first period.

NEW YORK RANGERS STANLEY CUP CHAMPIONSHIP TEAMS



1927-28 — Standing (Left to Right)-Ching Johnson, Bill Boyd, Paul Thompson, Lorne Chabot, Lester Patrick (sub-goaltender, manager and coach), Bill Cook, Taffy Abel, Joe Miller (sub-goaltender), Bun Cook. Bottom Row (Left to Right)-Harry Westerby (trainer), Murray Murdoch, Art Chapman, Leo Bourgeault, Patsy Callighen, (unknown), Frank Boucher, Alex Gray.




1932-33 — Standing (Left to Right)-Jimmy Arnott, Gordon Pettinger, Bill Cook, Earl Seibert, Ossie Asmundson, Lester Patrick (Manager), Babe Siebert, Ching Johnson, Bun Cook, Butch Keeling, Murray Murdoch, Ott Heller, Doug Brennan. Bottom Row (Left to Right)-Wilfie Starr, Carl Voss, Cecil Dillon, Harry Westerby (Trainer), Artie Somers, Andy Aitkenhead.



1939-40 — Standing (Left to Right)-Frank Boucher (Coach), Lynn Patrick, Neil Colville, Ott Heller, Art Coulter (Captain), Babe Pratt, Muzz Patrick, Alf Pike, Lester Patrick (Manager). Bottom Row (Left to Right)-Alex Shibicky, Phil Watson, Kilby MacDonald, Bryan Hextall, Dave Kerr, Mac Colville, Clint Smith, Dutch Hiller, Harry Westerby (Trainer).

NEW YORK RANGERS STANLEY CUP CHAMPIONSHIP TEAMS

New York Rangers 1993-94 Stanley Cup Champions



First Row (left to right): Mike Richter, Kevin Lowe, Steve Larmer, Dick Todd - Assistant Coach, Neil Smith - President and General Manager, Mark Messier - Captain, Mike Keenan - Head Coach, Colin Campbell - Associate Coach, Brian Leetch, Adam Graves, Glenn Healy, Second Row: Mike Folgia - Trainer, Joe Murphy - Trainer, Glenn Anderson, Joe Kocur, Alexei Kovalev, Craig MacTavish, Sergei Nemchinov, Sergei Zubov, Dave Smith - Trainer, Bruce Lirio - Trainer. **Third Row:** Esa Tikkanen, Greg Gilbert, Jay Wells, Stephane Matteau, Jeff Beukeboom, Doug Lidster, Brian Noonan. **Top Row:** Mike Hartman, Mike Hudson, Alexander Karpovisev, Eddie Olczyk, Nick Kypreos.





RANGERS HERITAGE

Madison Square Garden

The World's Most Famous Arena

The Rangers images alone are endless, burning, unforgettable...Pete Stenkowski in triple OT...Ed-die, Ed-die...Mark Messier, Cup in hand, wiping out 54 years of frustration...The Great One's farewell...

Those images just scratch the surface of this building, which also featured Hope and Crosby on Opening Night... Willis Reed out of the tunnel for Game Seven...19 straight Knicks points against Milwaukee...Sinatra in The Main Event...Ali and Frazier in The Fight...The Dunk... Patrick Ewing slam-dunking the Knicks into the Finals... LJ's four-pointer...The Stones and The Dead and The King and The Pope and Streisand and Carter and Clinton and Bush...

It could all only happen in one place...Not a mere building but a state of mind...The greatest of the great in sports, arts and entertainment, summed up in three words...

Madison Square Garden ...

The World's Most Famous Arena...

BEGINNINGS

The current Garden - located between 31st and 33rd Streets and Seventh and Eighth Avenues on Manhattan's West Side - is the fourth building (third site) to be named Madison Square Garden.

Garden I was located at Madison Square: 26th Street and Madison Avenue. It was originally opened in 1874 (at a cost of \$35,000) by the legendary P.T. Barnum as "Barnum's Monster Classical and Geological Hippodrome." However, it was soon renamed "Gilmore's Garden" when the lease was auctioned off to bandmaster Patrick S. Gilmore (the term "Garden" was used often during this period to denote a place of public gathering and entertainment).

The building, which had 28-foot walls without a roof, hosted a varied schedule of social and fraternal meetings, flower shows and commercial exhibitions. When Gilmore's lease expired in 1878, it was picked up briefly by W. M. Tison.

The following year, William Vanderbilt of the New York Central Railroad assumed control of the facility and officially renamed it "Madison Square Garden" on May 31, 1879. Featuring a sports and entertainment program that stressed such events as boxing and the



National Horse Show, Garden I stood until its demolition in 1889.

Garden II was constructed on the site of Garden I, opening on Jun. 16, 1890 at a cost of \$1.5 million. It contained an 8,000-seat main arena, 1,500-seat concert hall, 1,200-seat theatre and the world's largest indoor swimming pool. The Spanish Renaissance-style structure was topped by its most famous feature: a 32-story tower and roof garden atop which stood Augustus Saint-Gauden's gold statue of Diana, Goddess of the Hunt.

Stanford White, the renowned architect who designed Garden II, also figured in its most famous - and infamous - event. On the night of Jun. 25, 1906, White was gunned down in the Garden's rooftop garden by Pittsburgh millionaire Harry Thaw, allegedly in revenge for White's long-standing affair with Thaw's wife, showgirl Evelyn Nesbit. The White-Thaw-Nesbit love triangle was ultimately immortalized in the 1955 film *The Girl in the Red Velvet*

Swing - starring Ray Milland as White and Joan Collins as Nesbit - and in the recent best-seller *American Eve* by Paula Uruburu (Riverhead Books, 2008). Nesbit died in obscurity in California at age 81 in 1967.

Garden II hosted a sporting card heavy with boxing, wrestling, six-day bicycle races and horse shows, along with national events such as the 1924 Democratic National Convention, a marathon that lasted through 16 days and 103 ballots. Movie buffs will recall that in Orson Welles' 1941 classic *Citizen Kane*, Charles Foster Kane's acceptance of the 1916 New York gubernatorial nomination takes place at Garden II (although, obviously, it wasn't actually filmed there).

Garden II closed with a boxing card on May 5, 1925, followed by a mournful eulogy by ring announcer Joe Humphreys: "Farewell to thee, o temple of fistiana. Farewell to thee, o sweet Miss Diana...". The New

York Life Insurance Building (51 Madison Avenue) occupies the former site of Gardens I and II, while Diana found a new home at the Philadelphia Museum of Art.



Garden III - the "Old Garden" - was built in just 249 days at 49th Street and Eighth Avenue under the watchful eyes of promoter Tex Rickard and architect Thomas Lamb. The fabled 18,000-seat arena, built at a cost of \$5.6 million, opened with a six-day bicycle race on Nov. 24, 1925, and for 43 years was America's premier sports and entertainment showplace. Ironically, Rickard did not live to see the blossoming of Garden III, suffering a fatal appendicitis attack on Jan. 6, 1929.

Anyone who ever set foot in the Old Garden remembers its unforgettable atmosphere...the sky-high balcony...the haze from decades of cigarette smoke...the main lobby, a schmoozer's paradise...the marquee...G.O. Cards...the organ (played first by Gladys Gooding, later by Virginia Thomas)...the unmistakable voice of John Condon...the Nedick's and Adam Hats stores that flanked the main entrance...

Sports - especially hockey, basketball, boxing and track - would be the lifeblood of the Old Garden. But it also hosted entertainment extravaganzas ranging from the Ringling Bros. and Barnum & Bailey Circus and the Gene Autry Rodeo to star-studded spectacles like Mike Todd's 1957 anniversary party for his film *Around the World in 80 Days* and President

John F. Kennedy's May 19, 1962 birthday party which featured Marilyn Monroe's breathless version of "Happy Birthday." On the screen, the Garden provided the inspiration, and title, for the 1932 Paramount epic Madison Square Garden, starring Jack Oakie and ZaSu Pitts, as well as the on-location backdrop for the harrowing final reel of John Frankenheimer's 1962 classic The Manchurian Candidate.

The first NHL team to play at Garden III was the New York Americans, who rented the building for the 1925-26 season. The Rangers played their first regular-season NHL game there on Nov. 16, 1926, beating the Montreal Maroons 1-0. In the 42 years the Rangers played on 49th Street, they would win three Stanley Cup championships (1928, 1933 and 1940) and develop a host of Hall of Famers, including Bill Cook, Frank Boucher, Ching Johnson, Babe Pratt, Neil Colville, Chuck Rayner, Andy Bathgate, Harry Howell, Gump Worsley, Rod Gilbert, Jean Ratelle and Eddie Giacomin.

The Rangers played their final game at the Old Garden on the afternoon of Feb. 11, 1968; a 3-3 tie with Detroit. The last event ever was the Westminster Dog Show, over Feb. 12-13, 1968. After the Old Garden was demolished, the site was used for years as a Kinney parking lot. The Worldwide Plaza office/apartment complex, which opened in 1989, now occupies the site.



Garden IV On Nov. 3, 1960, Garden president Irving Mitchell Felt announced plans for a new Madison Square Garden - Garden IV - to eventually be built at 33rd Street between Seventh and Eighth Avenues, atop Pennsylvania Station.

Prospective sites for a New Garden had been discussed throughout the mid- and late-'50s, especially the area at Columbus Circle which would eventually house the New York Coliseum and, ultimately, the Time Warner Center.

Then the Garden Corporation obtained the coveted "air rights" above Penn Station from the Pennsylvania Railroad in 1961. The Railroad had entertained the idea of selling Penn Station's air rights as far back as 1951, when faced with a \$72 million deficit. In 1955, Railroad president James Symes and famed real estate developer William Zeckendorf signed an agreement to option the Station's air rights for an industrial-commercial "Palace of Progress", with a new, renovated Penn Station below street level. When the project fell through, the Railroad sold the air rights to the Garden Corporation. Above-ground demolition of Penn Station began on Oct. 28, 1963, with new concrete poured starting on May 1, 1964.



Garden IV opened as a glittering sports and entertainment showplace, with its distinctive circular, cable-suspended roof above the 19,000-seat arena, its 5,000-seat Felt Forum, 48-lane Bowling Center, 500-seat cinema, Hall of Fame Club, National Art Museum of Sport, 50,000-square foot Exposition Rotunda and 29-story office building

(Two Penn Plaza) attached by a pedestrian mall.

The first element of the New Garden complex to open its doors was the Bowling Center, on Oct. 30, 1967. On Nov. 26, 1967, the Felt Forum opened with a performance of the Welsh and Scots Guards.

The "New Garden" itself officially opened on Feb. 11, 1968, when Bob Hope and Bing Crosby hosted "The Night of the Century," a star-studded salute to the USO. One week later - Feb. 18, 1968 - the Rangers played their first game in their new home, a 3-1 victory over a Philadelphia Flyers team that had entered the NHL that season in what signaled the end of the NHL's Original Six era.

ODDS 'N ENDS

- Cost for design and construction of the present Garden was \$43 million.
- Garden IV was built by Turner Construction and the Del E. Webb Corporation. The building was designed by Charles Luckman, the fabled entrepreneur and architect who died in 1999. Luckman also designed the Great Western Forum, the Los Angeles Convention Center, CBS Television City, the Prudential Center in Boston and the Johnson Space Center in Houston.
- The Garden arena is 425 feet in diameter, 13 stories high, and occupies 820,000-square feet of real estate.
- Each of the four entrance/exit towers is over 100 feet high and contains at least 10 escalators.
- Current seating capacity for Rangers hockey is 18,006.

THROUGH THE YEARS

A look at the improvements/enhancements at Garden IV over the years:

1972: Garden IV becomes the first New York sports venue to install luxury boxes, formally named "Hall of Fame Lounges." The original deck of 11 luxury suites - each measuring 23x15 feet and accommodating 10 people - is installed above the mezzanine level on the 33rd Street side. Due to the ongoing luxury suite construction, basketball broadcast locations are moved to courtside and directly above center-court exit tunnels. Previously, they had been located in a two-level booth suspended from the roof.

1977: Original end zone scoreboards replaced by new 36-foot long scoreboards in each end zone, and smaller auxiliary boards on the facing of the mezzanine at center court. New boards feature tenth-of-a-second timing capabilities and black-and-white animated matrix boards.

1989-91: Over a three-year span, the Garden complex undergoes its most extensive renovation to date, a multi-million dollar effort in which:

- Each of the original red, orange, yellow, green and blue seats is removed and replaced. Primary color scheme is now purple and teal.
- Existing scoreboards are replaced by a computerized, state-of-the-art system that features the eight-sided Center Display Board (37 feet wide at the top, 34 feet wide at the bottom), complete with "GardenVision" color replay screens and multi-colored end zone boards, by White Way Company of Chicago. It is the first eight-sided scoreboard in a major U.S. arena. Original Garden sound system is also completely overhauled, including the replacement of the original center-hung "sound cluster" with four separate speaker clusters affixed to the arena ceiling.

- Original Hall of Fame Lounges (luxury boxes) are removed and replaced by a completely new deck of 89 Club Suites that encircles the entire arena, including a double-deck of suites on the 7th Avenue end.
- The Paramount, a state-of-the-art, 5,600-seat theatre, is constructed on the former site of the Felt Forum, now named the Theater at Madison Square Garden. Fronting the main entrance is the Garden Walk of Fame, which opens in 1992.
- Two dining facilities - The Club Restaurant and the Play-By-Play sports bar and restaurant - are constructed on the former site of the Bowling Center and the Hall of Fame Club.
- Garden exterior renovated, including the installations of animated color matrix boards above the Seventh Avenue entrance to Penn Station and the Eighth Avenue facade.
- Upgrades and improvements in other areas of the Garden, including concession stands (and all-new Food Courts), locker rooms, press room, box office, Garden Team Store and broadcast facilities.

1995: Knicks and Rangers locker room areas are further renovated and expanded, including increased player/locker space, expanded training and X-ray facilities and individual offices for all coaches.

2000: Ongoing improvement program in the new century features “GardenVision” upgraded to HD format, making it the first indoor arena to feature HD playback.

2007: LED and Matrix center scoreboard and side out-of-town boards installed.

THE GARDEN TRANSFORMED

On October 25, 2013, Madison Square Garden began a new chapter in its celebrated history, with the completion of its three-year Transformation. The unprecedented project, which required 2.6 million man hours of labor, touched every aspect of the Arena, significantly enhancing the experience of customers, athletes, entertainers, suite holders and marketing partners, from the first row to the last.

The Transformed Garden ensures that the World’s Most Famous Arena will continue to attract the historic, unforgettable events for which it has been known throughout its history, while also elevating the total customer experience. Patrons now have access to a full list of amenities including: improved sightlines; additional entertainment and dining options; new concourses; upgraded hospitality areas; new technology; and a completely transformed interior, which was carefully planned to maintain the unique intimacy of the Arena bowl and The Garden’s world famous ceiling.

Specific highlights include:

- The new Chase Square Seventh Avenue entrance, which is nearly double in size of the previous entrance and features interactive kiosks, retail space and a broadcast area, along with an area dedicated to celebrating the efforts of the Garden of Dreams Foundation, a non-profit charity supported by MSG;
- Public concourses that are double or triple in width, some with spectacular city views;
- A wide new selection of food and beverage options, including exclusive food offerings from our MSG Signature Collection, featuring some of New York's top chefs;
- Improved upper bowl sightlines that put patrons more than 17 degrees closer to the action;
- New Chase bridges that provide one-of-a-kind views of the arena floor and offer a unique perspective for fans;
- State of the art lighting, sound and LED video systems in high definition and new fiber-optic cabling throughout the building;
- Improved locker rooms, dressing rooms, green rooms and production offices;
- Additional restrooms with 50 percent more capacity;
- Unique exhibits celebrating the Garden's stories history, including the Garden 366 visual retrospective and the Defining Moments Exhibit on the Madison and Concourse levels; and
- A whole new slate of suite and entertainment offerings, including:
 - 21 Event Level suites that offer a lounge/entertainment atmosphere
 - 51 Madison Level suites that are 40 percent larger than our previous suites, and located as close as 23 rows above the arena floor
 - 18 transformed 9th Floor Signature Level suites; and
 - Three new club spaces: the 1879 Club presented by J.P. Morgan; the Delta SKY360 Club on the Event Level and the Madison Club presented by Foxwoods on the 7th floor

Today's acclaim for Madison Square Garden is a testament to the careful planning and execution of the Transformation – and a signal that The Garden's future will be as bright as its celebrated past.

"New York is not a city. It is a set of cities, dozens of them, divided by caste, class, taste and blood. Most of us are welcome in a few of these cities, barred from others by tradition, or fear, or indifference, or income. But all of us hold safe conduct passes to The Garden. It is a center of experience for the same reason New York is: nothing is out of place there. Walk through a neighborhood of New York and you will find people who would never dream of setting foot in Carnegie Hall, the Empire State Building, the Fillmore East, Sunnyside Gardens, The Four Seasons, or the Bronx Zoo. Madison Square Garden is alien to none of us." - *Jeff Greenfield, 1974*



**Entering the 91st year of operation,
the **NEW YORK RANGERS** have entertained
fans with some of the most memorable moments
in New York sporting history. Playing at Madison Square Garden,
the World's Most Famous Arena, the Rangers have built a storied
reputation on pride, passion and tradition.**

It might seem hard to believe, but the New York Rangers were once an NHL expansion team.

The year was 1926, and hockey was already a popular sport at Madison Square Garden - only the team of choice was not yet the Blueshirts. Back then, another NHL squad, the old New York Americans, were drawing big crowds in their first season at The Garden.

The Americans, who wore stars-and-stripes jerseys patterned after the American flag, proved that MSG was a perfect venue for hockey. Garden President George Lewis "Tex" Rickard came to realize that the time was ripe for a second New York hockey team - one owned and operated by The Garden itself. Working with the league, Rickard managed to secure a team for the 1926-27 season.

Rickard knew he had to put a strong team on the ice to compete with the Americans and win over the loyalty of New Yorkers just discovering hockey. To assemble this team, he convinced one of the brightest minds in hockey, Conn Smythe, to leave his post at the University of Toronto. Rickard encouraged Smythe to travel throughout North America in search of the most talented "undiscovered" players he could find.

Smythe ended up laying the groundwork for a team that was instantly a Stanley Cup contender. In the course of one summer, he found future Hall of Fame forwards Frank Boucher, Bill Cook, and Bun Cook; Hall of Fame defenseman Ivan 'Ching' Johnson; and second line winger Murray Murdoch, who would become hockey's first 'iron man' by playing 508 consecutive games.

As Smythe was out signing players, sportswriters back in New York began referring to the team as 'Tex's Rangers'. The name stuck, and Rickard formally adopted it - stripping the word "Rangers" diagonally across the front of a blue jersey to make his team stand out from the Americans, whose name was displayed horizontally on the players' jerseys.

Before the start of the 1926-27 season, Smythe left the team he had built as a result of disagreements with Garden management. Rickard looked west to British Columbia, where he found one of hockey's great pioneers in Lester Patrick. Although Smythe had put the roster together, it was Patrick who would mold it into a championship team.

The Rangers immediately established themselves as a formidable hockey team in New York, surpassing the Americans in both the NHL standings and in popularity. They finished their first season with the best record in the American Division, and team captain Bill Cook led the league with 33 goals and 37 points. The following year, they won the first of the franchise's four Stanley Cup championships, defeating the Montreal Maroons three games to two. During Game 2 of the series, the 44-year old Patrick made headlines and hockey history by substituting himself for injured goaltender Lorne Chabot and holding his own in net for the win.



Since the Rangers pulled off their remarkable feat in 1928, no other NHL team has ever won the Cup in its first two years of existence.

The Rangers quickly earned the adoration of New Yorkers with a reputation for hard, clean play. Combined with Patrick's innovative tactics, the Rangers became known as 'the classiest team in hockey,' advancing to the Finals four times in their first seven years.

Boucher epitomized the club's style and grace, winning the Lady Byng Trophy so frequently that the league allowed him to keep the original silverware and struck a new award. Bill Cook, who still holds the Rangers career record of 11 hat tricks, brought the bulk of the offense. Bill, a right winger, and his brother Bun, a left winger, flanked Boucher to form one of the top lines in franchise history.

Bill Cook led the NHL with 28 goals and 50 points in 1932-33, and scored the Cup-clinching goal in overtime in Game 4 of the 1933 Stanley Cup Finals to give the Rangers their second Stanley Cup in franchise history.

By the late 1930s, New York had a new group of stars. The team acquired goalie Davey Kerr from the Maroons in 1934 and defenseman Art Coulter from Chicago in 1936, and the duo formed the backbone of the next great Rangers team. Prior to the 1939-40 season, Boucher succeeded Patrick as coach, and needed almost no time at all to bring the Cup back to New York. Led by Hall of Famers Neil Colville and Bryan Hextall, the Rangers won their third Stanley Cup title in 1940. Two years later, they were regular-season champions, thanks largely to the trio of Hextall, Lynn Patrick (Lester's son) and Phil Watson, who finished first, second, and fourth, respectively, in league scoring.

In their first 16 seasons, the Rangers missed the playoffs only once, and only twice did they fall lower than third place. By the early 1940s, the Blueshirts' popularity contributed to the decline of the Americans, who eventually folded in 1942. During the 16-year span in which they were one of two New York hockey teams, the Rangers won one regular season championship, two American Division championships, and finished second in the league three times and Rangers games at The Garden became popular, attracting a 'dinner-jacket' crowd that often included sports figures, Broadway entertainers, New York's society elite and City Hall politicians.

THE ORIGINAL SIX ERA

In 1942, the Rangers became the only hockey team in the New York metropolitan area - a distinction they would hold for the next 30 years. The folding of the Americans had left just six NHL teams to compete for the Stanley Cup from the 1942-43 season all the way through the 1966-67 season - the final year before the modern NHL expansion began. The six teams that played during these golden years would forever be known as the Original Six, even though several of them, including the Rangers, were not part of the NHL when the league began operating in 1917.

Unfortunately, the Original Six era wasn't good to New York. The club struggled throughout the 1940s, as several members of the Rangers' all-star lineup served in

their country's armed forces during World War II. Between 1943 and 1955, the Rangers made the playoffs only twice, although the second trip in 1950 took the Blueshirts all the way to the Stanley Cup Finals. New York pushed Detroit to the second overtime of Game 7 despite having to play home games in Toronto because the circus was at MSG. The 1950 Rangers' team was the ultimate Cinderella squad; they finished with a losing record in the regular season, yet stunned Montreal in the opening

round before giving the regular-season champion Red Wings a major scare by taking a 3-2 lead after five games.



While the 1940s and most of the 1950s were lean years for the organization, each Rangers team featured outstanding individual talents: Buddy O'Connor became the first Ranger to win the Hart Trophy as NHL MVP in 1947-48, and goalie Chuck Rayner won it again in 1949-50 en route to his dramatic effort in the 1950 Stanley Cup Finals.

A fertile farm system and deft trades would eventually improve the team's fortunes. Hall of Famers Andy Bathgate, Dean Prentice, Harry Howell, Bill Gadsby and Gump Worsley boosted the team into the playoffs by 1956. Bathgate became the club's captain and all-time leading scorer, winning the Hart Trophy in 1958-59. Howell was recognized as one of the best defensemen in the league, and received the Norris Trophy as the NHL's top blueliner in 1966-67.

With Bathgate and Howell still in their prime, a Rangers Renaissance took hold in the 1960s under the leadership of Head Coach and General Manager Emile Francis. Beginning in the last season of the Original Six Era of 1966-67, the club made the playoffs nine consecutive seasons and was the only NHL team of the period to do so. Led by Rod Gilbert, who eclipsed Bathgate's club scoring records, and linemates Jean Ratelle and Vic Hadfield, the Rangers became a perennial NHL powerhouse for the first time since World War II began. In addition to their offensive firepower, the Rangers were boosted by a pair of future Hall of Famers: goaltender Ed Giacomin and defenseman Brad Park.

The apex of that dominating stretch came in 1971-72. The Rangers finished the season with a 48-17-13 record, good enough for the second-best record in the NHL. Hadfield became the first Rangers player to record 50 goals in a season, and Ratelle established a franchise record by tallying 109 points in just 63 games. The Blueshirts defeated Montreal and Chicago to advance to the Stanley Cup Finals, where they ultimately lost to Boston in six games.

At the end of the season, the Rangers learned they would not be New York's only hockey team any longer, as the NHL announced the formation of the Islanders, who would quickly emerge as the Blueshirts' most bitter local rival.

Following a two-year absence from post-season play in the mid- 1970s, a new core of Rangers led the team to another Stanley Cup Finals run. After hiring Fred Shero as head coach and general manager in 1978, the Rangers quickly signed Swedish superstars Ulf Nilsson and Anders Hedberg, who had dominated the World Hockey Association. Hedberg and Nilsson were joined by future Hall of Famer Phil Esposito and a cast of young, homegrown talent that included Ron Greschner, Dave and Don Maloney, Don Murdoch, Ron Duguay and Mike McEwen.



This group of Rangers, anchored by goaltender John Davidson, led the team to series victories over Los Angeles and Philadelphia in the first two rounds of the 1979 Playoffs. In the Semifinals, the Blueshirts upset the top-seeded Islanders in six games to advance to the Stanley Cup Finals, thanks in large part to the goaltending of "JD." The Rangers remarkable run ended in the Finals, as the Montreal Canadiens defeated the Blueshirts in five games.

The trip to the 1979 Finals was the second of 10 straight playoff appearances for the Rangers, stretching from 1977-78 to 1986-87. During this time, the team added many colorful characters and fan favorites, including defensemen Barry Beck and Reijo Ruotsalainen, forwards Mike Rogers, Mark Pavelich, Pierre Larouche and Jan Erixon, and goaltender John Vanbiesbroeck.

Toward the end of this era, the Blueshirts drafted two players who would be instrumental in the team's success for the next two decades. First, the Rangers selected goaltender Mike Richter in the second round of the 1985 NHL Draft. The following year, the Blueshirts used the ninth overall pick to draft a defenseman from Connecticut named Brian Leetch.

It was not, however, until 1991 that the Rangers truly took their first step down the road to a long-awaited Stanley Cup championship in 1994. In September of that year, the team signed free agent forward Adam Graves, and one month later, acquired future Hall of Famer Mark Messier from the Edmonton Oilers. Messier, who was named captain prior to the Rangers' home opener on October 7, led the Blueshirts to the Presidents' Trophy, and won the Hart Trophy in 1991-92. Despite the team's success during the regular season, the Rangers were eliminated by Pittsburgh in six games in the Patrick Division Finals.

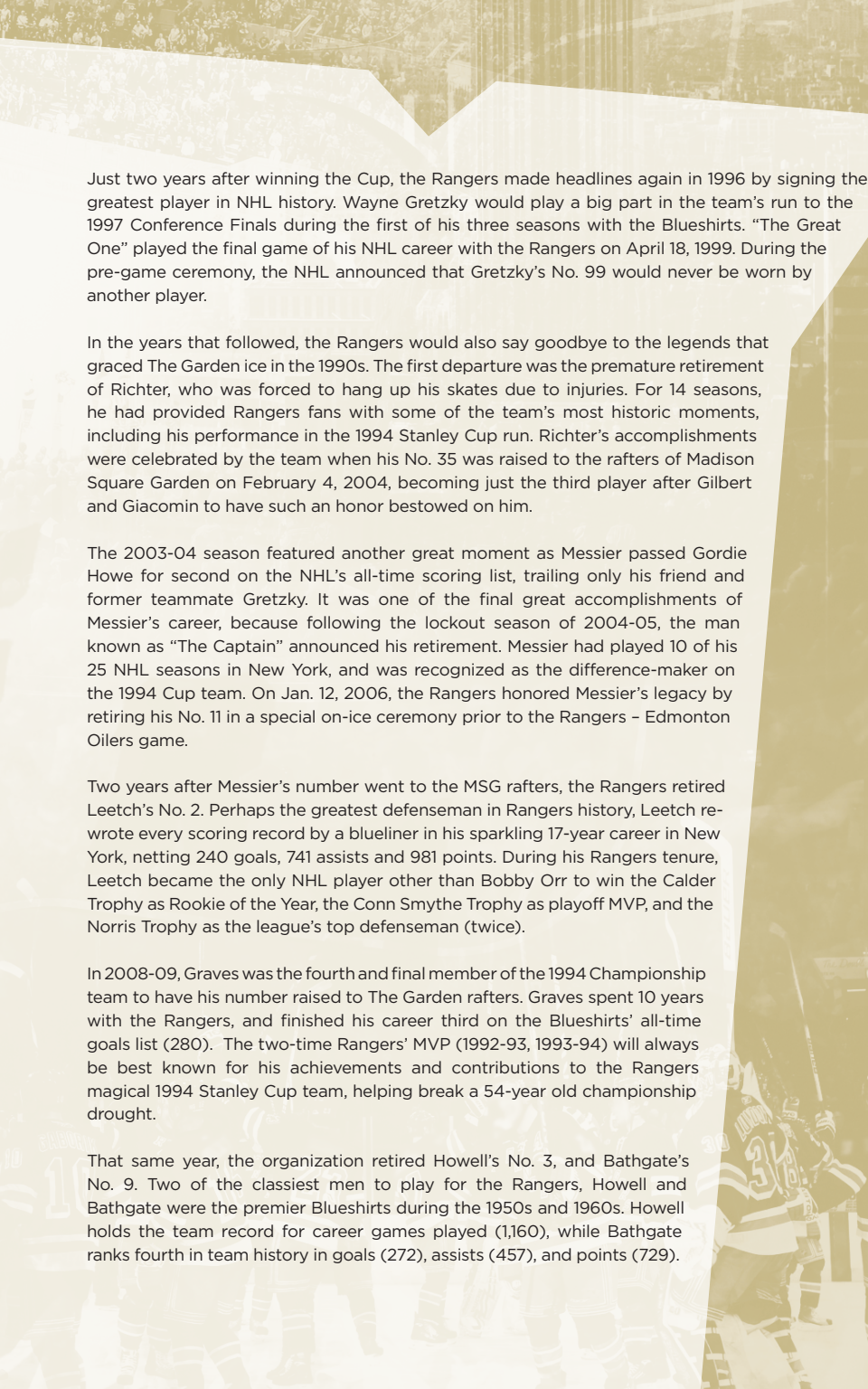
In 1993-94, the Rangers once again finished with the NHL's top record, as they established then-franchise records with 52 wins and 112 points during the regular season. After defeating the Islanders and Capitals in the first two rounds of the playoffs, the Blueshirts fell behind three games to two to the New Jersey Devils in the Eastern Conference Finals. Facing elimination on the road in Game 6, Messier guaranteed that the Rangers would win the game, and then tallied a natural hat trick in the third period to lead the Rangers to a 4-2 victory. Two nights later, the

Rangers advanced to the Finals with a 2-1 win in Game 7, as Stephane Matteau scored the game-winning goal in double-overtime.

After ousting New Jersey, the Rangers faced the Vancouver Canucks in the Finals. The series turned into another seven-game thriller for the Blueshirts, which ended with a 3-2 victory in Game 7 at MSG. The Rangers' fourth Cup and the numerous franchise records set that season continued a



long, distinguished history marked by outstanding team and individual performances. The emergence of superstars Leetch, Richter, and Graves, who broke Hadfield's team record with 52 goals in 1993-94, provided the organization with the on-ice skill and off-ice leadership in order to consistently have a Stanley Cup-caliber roster.



Just two years after winning the Cup, the Rangers made headlines again in 1996 by signing the greatest player in NHL history. Wayne Gretzky would play a big part in the team's run to the 1997 Conference Finals during the first of his three seasons with the Blueshirts. "The Great One" played the final game of his NHL career with the Rangers on April 18, 1999. During the pre-game ceremony, the NHL announced that Gretzky's No. 99 would never be worn by another player.

In the years that followed, the Rangers would also say goodbye to the legends that graced The Garden ice in the 1990s. The first departure was the premature retirement of Richter, who was forced to hang up his skates due to injuries. For 14 seasons, he had provided Rangers fans with some of the team's most historic moments, including his performance in the 1994 Stanley Cup run. Richter's accomplishments were celebrated by the team when his No. 35 was raised to the rafters of Madison Square Garden on February 4, 2004, becoming just the third player after Gilbert and Giacomin to have such an honor bestowed on him.

The 2003-04 season featured another great moment as Messier passed Gordie Howe for second on the NHL's all-time scoring list, trailing only his friend and former teammate Gretzky. It was one of the final great accomplishments of Messier's career, because following the lockout season of 2004-05, the man known as "The Captain" announced his retirement. Messier had played 10 of his 25 NHL seasons in New York, and was recognized as the difference-maker on the 1994 Cup team. On Jan. 12, 2006, the Rangers honored Messier's legacy by retiring his No. 11 in a special on-ice ceremony prior to the Rangers - Edmonton Oilers game.

Two years after Messier's number went to the MSG rafters, the Rangers retired Leetch's No. 2. Perhaps the greatest defenseman in Rangers history, Leetch re-wrote every scoring record by a blueliner in his sparkling 17-year career in New York, netting 240 goals, 741 assists and 981 points. During his Rangers tenure, Leetch became the only NHL player other than Bobby Orr to win the Calder Trophy as Rookie of the Year, the Conn Smythe Trophy as playoff MVP, and the Norris Trophy as the league's top defenseman (twice).

In 2008-09, Graves was the fourth and final member of the 1994 Championship team to have his number raised to The Garden rafters. Graves spent 10 years with the Rangers, and finished his career third on the Blueshirts' all-time goals list (280). The two-time Rangers' MVP (1992-93, 1993-94) will always be best known for his achievements and contributions to the Rangers magical 1994 Stanley Cup team, helping break a 54-year old championship drought.

That same year, the organization retired Howell's No. 3, and Bathgate's No. 9. Two of the classiest men to play for the Rangers, Howell and Bathgate were the premier Blueshirts during the 1950s and 1960s. Howell holds the team record for career games played (1,160), while Bathgate ranks fourth in team history in goals (272), assists (457), and points (729).

Following the lockout that cancelled the 2004-05 season, the Rangers built a team around a combination of young, homegrown players and skilled veterans. The mix produced instant results, as the 2005-06 Blueshirts won 44 games and posted the sixth 100-point campaign in team history to return to the playoffs.

The Rangers were led by two players who represented the blend of experience and youth on the roster. Jaromir Jagr, who was acquired in the middle of the 2003-04 season, established Rangers' single-season records with 54 goals and 123 points and won the Lester B. Pearson Award for the NHL's Most Outstanding Player as chosen by fellow players. While Jagr led the team offensively, the Blueshirts were anchored in goal by a 24-year-old from Sweden named Henrik Lundqvist, who established a Rangers' rookie record with 30 wins and was named a finalist for the Vezina Trophy as the NHL's top goaltender.

KING HENRIK'S REIGN

Lundqvist has captivated the hearts and minds of Rangers fans with his tremendous skill and unparalleled intensity on the ice. The Rangers' all-time

wins and shutouts leader was named Team MVP in seven consecutive seasons (2006-07 - 2012-13), setting franchise records for most consecutive Team MVPs and most overall Team MVPs.



Building off their return to the playoffs, the Rangers have become one of the NHL's elite teams. Under head coach Alain Vigneault, who began his tenure behind the Rangers' bench

during the 2013-14 season, the Rangers have continued to provide their fans with great some of the greatest moments in the team's illustrious history.

During the 2014 Playoffs, the Blueshirts rallied from a three-games-to-one deficit in the Second Round against the Penguins to win the series in seven games. The Blueshirts then defeated the Canadiens in six games in the Eastern Conference Final, advancing to the Stanley Cup Final for the first time in 20 years.

In 2014-15, the Rangers established single-season franchise records with 53 wins and 113 points, capturing the Presidents' Trophy for having the top record in the NHL during the regular season. In 2015-16, the Rangers earned 101 points, marking the second time in franchise history the Blueshirts registered 100 or more points in back-to-back seasons.

With a Championship-caliber core intact, the future is bright on Broadway.

ALL-TIME MANAGEMENT

RANGERS PRESIDENTS

JOHN S. HAMMOND	(1926 - 1931-32)
WILLIAM F. CAREY	(1932-33)
JOHN REED KILPATRICK	(1933-34)
JOHN S. HAMMOND	(1934-35)
JOHN REED KILPATRICK	(1935-36 - 1959-60)
JOHN J. BERGEN	(1960-61 - 1961-62)
WILLIAM M. JENNINGS	(1962-63 - 1980-81)
JOHN H. KRUMPE	(1981-82 - Dec. 31, 1986)
RICHARD H. EVANS	(Jan. 1, 1987 - June 28, 1990)
JOHN C. DILLER	(June 29, 1990 - April 22, 1991)
NEIL SMITH	(June 19, 1992 - March 28, 2000)
GLEN SATHER	(June 1, 2000 - present)

RANGERS GENERAL MANAGERS

LESTER PATRICK	(1926-27 - 1945-46)
FRANK BOUCHER	(1946-47 - 1954-55)
MUZZ PATRICK	(1955-56 - 1963-64)
EMILE FRANCIS	(1964-65 - Jan. 6, 1976)
JOHN FERGUSON	(Jan. 7, 1976 - June 2, 1978)
FRED SHERO	(June 2, 1978 - Nov. 21, 1980)
CRAIG PATRICK	(Nov. 21, 1980 - July 14, 1986)
PHIL ESPOSITO	(July 14, 1986 - May 24, 1989)
NEIL SMITH	(July 17, 1989 - March 28, 2000)
GLEN SATHER	(June 1, 2000 - July 1, 2015)
JEFF GORTON	(July 1, 2015 - present)

ALL-TIME CAPTAINS


BILL COOK	(1926-27 - 1936-37)
ART COULTER	(1937-38 - 1941-42)
OTT HELLER	(1942-43 - 1944-45)
NEIL COLVILLE	(Oct. 20, 1945 - Dec. 21, 1948)
BUDDY O'CONNOR	(1949-50)
FRANK EDDOLLS	(1950-51 - Dec. 6, 1951)
ALLAN STANLEY	(Dec. 20, 1951 - Nov. 3, 1953)
DON RALEIGH	(Nov. 4, 1953 - 1954-55)
HARRY HOWELL	(1955-56 - 1956-57)
GEORGE SULLIVAN	(1957-58 - 1960-61)
ANDY BATHGATE	(1961-62 - Feb. 22, 1964)
CAMILLE HENRY	(Feb. 23, 1964 - Feb. 4, 1965)
BOB NEVIN	(Feb. 5, 1965 - 1970-71)
VIC HADFIELD	(1971-72 - 1973-74)
BRAD PARK	(1974-75 - Nov. 7, 1975)
PHIL ESPOSITO	(Nov. 12, 1975 - Oct. 10, 1978)
DAVE MALONEY	(Oct. 11, 1978 - Dec. 6, 1980)
WALT TKACZUK	(Dec. 7, 1980 - Feb. 3, 1981)
BARRY BECK	(Feb. 4, 1981 - May 9, 1986)
RON GRESCHNER	(Oct. 9, 1986 - Dec. 3, 1987)
KELLY KISIO	(Dec. 24, 1987 - May 30, 1991)
MARK MESSIER	(Oct. 7, 1991 - May 25, 1997)
BRIAN LEETCH	(Oct. 3, 1997 - July 13, 2000)
MARK MESSIER	(July 13, 2000 - April 3, 2004)
JAROMIR JAGR	(Oct. 5, 2006 - June 30, 2008)
CHRIS DRURY	(Oct. 3, 2008 - June 29, 2011)
RYAN CALLAHAN	(Sept. 12, 2011 - March 5, 2014)
RYAN McDONAGH	(Oct. 6, 2014 - present)

Retired Numbers

7

ROD GILBERT | 1960-1977

Rod Gilbert had his famous No. 7 retired on October 14, 1979.




A Rangers legend, Gilbert spent 15 full seasons with New York, skating in 1,065 career matches and tallying 406 goals and 615 assists for 1,021 points. His 406 career goals and 1,021 career points remain franchise records to this day, while his 615 assists are second only to Brian Leetch's 741. He also ranks third on the Rangers' all-time games played list with 1,065. At the time of his retirement, his 1,021 points ranked second among right wingers in NHL history behind Gordie Howe. Having played in eight NHL All-Star games (1964, 1965, 1967, 1969, 1970, 1972, 1975, 1977), his finest season came in 1971-72 when he registered 43 goals and 54 assists for 97 points and was named to the First NHL All-Star Team. That season, he combined with Jean Ratelle and Vic Hadfield to form the renowned G-A-G Line (Goal-A-Game). The three finished 3-4-5 in the NHL scoring race that season and led the Rangers to a berth in the Stanley Cup Finals. He was also a Second All-Star Team selection in 1967-68. In 1976, Gilbert won the Bill Masterton Trophy for perseverance and dedication to hockey. Then, in 1982, he joined the immortals of the game upon his induction into the Hockey Hall of Fame. Later, he would be inducted into the Madison Square Garden Hall of Fame in 1984 and receive the Lester Patrick Trophy in 1991 for contributions to hockey in the United States.

1

ED GIACOMIN | 1965-1975

Ed Giacomin became the second player in team history to have his number retired when the Rangers honored his No. 1 on March 15, 1989.




Always a fan favorite in New York, Giacomin spent over 10 seasons with the Rangers, appearing in 538 matches and posting a 266-172-89 mark, along with a 2.73 goals against average and 49 shutouts. On the Rangers all-time goaltending list, he ranked first overall in career wins (266) and shutouts (49), and second in appearances (538) at the time of his departure in 1975. The legendary goalie also ranked at or near the top of several single season Ranger records, ranking first in wins for a season (37, 1968-69), tied for first in appearances for a season (70, 1968-69 and 1969-70) and tied for fourth in shutouts for a season (nine, 1966-67) at the time. Additionally, he is one of only two Ranger goalies in franchise history to reach the 30-win benchmark five times (1966-67, 1967-68, 1968-69, 1969-70, 1973-74). Giacomin played in six NHL All-Star Games (1967, 1968, 1969, 1970, 1971, 1973), including five straight appearances from 1967 to 1971. The netminder was selected as a First Team All-Star two times (1967, 1971), and was honored as a Second Team All-Star three times (1968, 1969, 1970). In 1971, he was awarded the Vezina Trophy as the NHL's top goaltender, sharing the honor with Gilles Villemure. In addition to his puckstopping ability, Giacomin made Rangers history on March 19, 1972 when he became the first Blueshirt goalie to register a multiple-point game with two assists vs. Toronto at Madison Square Garden. He was inducted into the Hockey Hall of Fame in 1987.

MIKE RICHTER | 1989-2003

Mike Richter's No. 35 was raised to the rafters of Madison Square Garden on February 4, 2004.

Drafted by the Rangers on June 15, 1985 as their second round selection, 28th overall, Richter spent his entire NHL career with the Blueshirts, fashioning a place in history as one of the finest goaltenders the franchise has ever known. In 666 career appearances, he posted a record of 301-258-73, along with a 2.89 goals against average and a .904 save percentage. His 666 career appearances are a team record, while his 301 wins rank second and his 24 shutouts are tied for fifth. A three-time NHL All-Star (1992, 1994, 2000), Richter was named the Most Valuable Player at the 1994 contest at MSG. Later that season, he would help provide Rangers fans with their greatest triumph, backstopping the club to the 1994 Stanley Cup championship. During the championship run, he would establish a franchise records for most playoff wins in one season (16) and tied a team record with four playoff shutouts during that magical spring. Richter's brilliance was not confined to the NHL, as he stepped onto the national stage with Team USA. A three-time United States Olympian (1988, 1998, 2002), Richter helped Team USA capture a silver medal at the 2002 Winter Olympics in Salt Lake City, Utah. He also led the U.S. to the 1996 World Cup of Hockey championship and was named the Most Valuable Player of the tournament. Richter was inducted into the United States Hockey Hall of Fame in 2008 and received the Lester Patrick Trophy in 2009.

35




MARK MESSIER | 1991-1997, 2000-2004

Mark Messier became the fourth player in Rangers history to have his number retired on January 12, 2006.

Known simply as "The Captain," Messier's leadership skills and intangible qualities are as well-known and documented as his incredible list of on-ice accomplishments. He left the game ranking second in NHL history in points with 1,887, seventh all-time in goals with 694, third in assists with 1,193, and second in games played with 1,756. The 16-time NHL All-Star joined the Rangers on October 4, 1991, and in his first season with the club, guided the team to the Presidents' Trophy. He led the team in scoring that season with 107 points and captured his second Hart Trophy as league MVP. He also set a Rangers record for most assists by a center, with 72, while becoming just the fifth player in franchise history to reach the 100-point plateau. In 1993-94, Messier led the Rangers to the team's second Presidents' Trophy in three seasons and carried the Rangers to their first Stanley Cup Championship in 54 years. He ranks second on the Rangers all-time playoff scoring list with 80 points, placing second in goals (29) and assists (5). A four-time NHL First Team All-Star and two-time winner of the Lester B. Pearson Award as the league MVP as voted by the players, Messier ranks fifth on the Rangers all-time scoring list with 691 points. Named the club's MVP in 1992, 1995 and 1996, he places seventh on the franchise's all-time list in goals with 250 and sixth in assists with 441. Messier, a two-time recipient of the Hart Trophy ('90, '92), has appeared in the third-most playoff contests in National Hockey League history (236) and ranks second in goals (109), assists (186) and points (295). The winner of the Conn Smythe Trophy in 1984 as the Most Valuable Player in the Stanley Cup Playoffs, Messier is a six-time Stanley Cup Champion and served as the captain of the 1990 Edmonton Oilers and the 1994 New York Rangers. Messier is the only player to have served as captain for two different teams that won the Stanley Cup. He was inducted into the Hockey Hall of Fame in 2007.

11



2**BRIAN LEETCH | 1987-2004**

Brian Leetch was honored on January 24, 2008, as the fifth Ranger and first defenseman to join the team's all-time legends when his No. 2 was retired at Madison Square Garden.

Simply the best defenseman to ever wear the Blueshirt, Brian Leetch was drafted by the Rangers as their first round selection, ninth overall, on June 21, 1986. After a sparkling 18-year career, 17 of which were with the Rangers, Leetch finished with 247 goals and 781 assists for 1,028 points while skating in 1,205 games. As a Ranger, Leetch re-wrote every scoring record by a defenseman with 240 goals, 741 assists and 981 points. Additionally, his 741 assists rank first all-time amongst all skaters and only fellow Ranger great, Rod Gilbert, sits ahead of him on the Blueshirts' all-time scoring list. In 1988-89, he capped off an impressive rookie season by winning the Calder Memorial Trophy as the league's top rookie, becoming the first Ranger to win the award since Steve Vickers in 1972-73. In his playoff career, the defenseman ranks first all-time in assists (61) and points (89) in 82 post-season contests with the Rangers. During the storied 1993-94 season, Leetch helped the Rangers capture the team's second Presidents' Trophy in three seasons and was honored with the Conn Smythe Trophy as the Most Valuable Player during the playoffs on his way to leading the Rangers to their first Stanley Cup Championship in 54 years. The Corpus Christi, Texas native is written into the NHL record books as one of the greatest American-born players ever to lace up the skates, placing second only to Phil Housley on the all-time defenseman scoring list. A two-time



Norris Trophy winner as the league's top defenseman and a two-time NHL First Team All-Star ('92, '97), Leetch also enjoyed international success capturing a silver medal with Team USA at the 2002 Winter Olympics in Salt Lake City, Utah. In June of 1997, he was honored as one of 12 players voted to the All-Time USA Hockey Team, and he was inducted into the Hockey Hall of Fame in 2009.

9**ADAM GRAVES | 1991-2001**

Adam Graves became the sixth player in Rangers history and fourth from the 1994 Stanley Cup Championship team to have his number retired on February 3, 2009.

One of the most popular figures to ever wear the Blueshirt, Adam Graves spent 10 years with the Rangers, setting a benchmark in professional sports for excellence both on and off the ice. Graves retired as a player in 2003 following a 16-year career, finishing with 329 goals and 287 assists for 616 points. The two-time Rangers' MVP ('93, '94) will always be best known for his achievements and contributions to the Rangers magical 1994 Stanley Cup



team, helping break a 54-year championship drought. Graves set the Rangers' single season record for most goals in the 1993-94 season, tallying 52 goals to break Vic Hadfield's 22-year mark of 50. His remarkable achievements during that storied season earned him an appearance in the NHL All-Star Game, and he was named as a NHL Second Team All-Star. Graves' accomplishments on the ice were matched only by his contributions off the ice, as is evident by his numerous awards and accolades celebrating his work in the community. He was recognized by the NHL with its King Clancy Memorial Trophy in 1994, as well as the NHL Player Foundation award in 2000. In 2001, the Professional Hockey Writer's Association honored Graves with the Bill Masterton Trophy. Outside his numerous league and team awards, Graves has been recognized with honors from countless organizations and publications for his achievements in the community, including USA Weekend's "Most Caring Athlete" Award, Sports


Illustrated for Kids' "Good Sport" Award and The Sporting News' "Good Guy" Award. Graves returned to the Rangers on July 19, 2005, in a unique dual role that uses his myriad of abilities in both the on-ice and off-ice areas of the organization. In this multi-faceted capacity, Graves is a key element in the development of the team's prospects while continuing to develop and execute the organization's many community outreach initiatives.

ANDY BATHGATE | 1952-1964

Andy Bathgate joined the team's all-time legends when his No. 9 was raised to the rafters of Madison Square Garden on February 22, 2009.

Hall of Famer Andy Bathgate did it all for the Rangers in a remarkable 12-year span that saw him captain the team, win the NHL's Hart Trophy as league MVP, play in eight NHL All-Star Games and tie for the league scoring lead. In 1,069 career games, he recorded 349 goals and 624 assists for 973 points in 17 NHL seasons. Bathgate joined the Rangers organization as a 17-year-old in 1949, and got his first call-up to the Blueshirts early in the 1952-53 season. The four-time Rangers' MVP ('57, '58, '59, '62) led the team in scoring eight times (1955-56, 1956-57, 1957-58, 1958-59, 1959-60, 1960-61, 1961-62, 1962-63). His finest season came in 1958-59, when he became the first Rangers player to net 40 goals in a single season and was awarded the Hart Trophy as the league's MVP. A two-time NHL First Team All-Star ('59, '62) and two-time NHL Second Team All-Star ('58, '63), Bathgate tied for the NHL scoring title during the 1961-62 season, only to lose the Art Ross Trophy to Bobby Hull because he had fewer goals. Named team captain in 1961, Bathgate helped the Rangers snap a four-year playoff drought that season. He remained captain right up until he left the Rangers in February 22, 1964. Upon his departure from the Blueshirts, Bathgate was the owner of every major team scoring record. His record-setting stretch of goals in 10 straight games (11 goals) during the 1962-63 season still stands today. Bathgate passed away on February 26, 2016.

9




HARRY HOWELL | 1952-1969

Harry Howell became the second defenseman in Rangers history to have his number retired when his No. 3 was honored on February 22, 2009 at Madison Square Garden.

The benchmark for consistency and longevity, Harry Howell's NHL career spanned 21 seasons, including an amazing 17 consecutive seasons in a Rangers uniform. Howell skated in 1,411 career games, registering 94 goals and 324 assists for 418 points. His franchise record of 1,160 regular season games as a Ranger might never be broken. Inducted into the Hockey Hall of Fame in 1979, Howell joined the team as a 19-year-old on October 18, 1952, recording a goal in his first NHL game. Over the next 17 years, he became a fixture on defense for the Blueshirts, missing only 40 out of 1,200 regular-season games. Having played in six NHL All-Star Games ('54, '63 - '65, '67, '68), his finest season came in 1966-67 when he registered 12 goals and 28 assists for 40 points to capture the Norris Trophy as the league's top defenseman and was selected to the NHL First All-Star Team. Howell was the last player to win the Norris Trophy before Bobby Orr won the award over the next eight seasons. The former team Captain ('55 - '57) was also honored as Rangers' MVP in 1964, and is one of only four Rangers - along with Andy Bathgate, Rod Gilbert and Mark Messier - to have won the Frank Boucher Trophy three straight seasons ('65 - '67).

3



Rangers Jersey

The New York Rangers jersey has undergone several alterations throughout the team's history, but the original spirit has endured. Classic and timeless, representing the legacy of a storied franchise.

True Broadway Blueshirt.



1926-27



1927-28



1928-41



1941-42



**1942-45,
1947-49**



1945-46

*Jersey Illustrations from 1926-Present by Andrew M. Greenstein,
The Hockey Uniform Database (nhluniforms.com)*



1946-47



1949-63
HOME: 1951-63



1951-63
AWAY



1963-76
HOME: 1963-70 AWAY: 1970-76



1963-76
AWAY: 1963-70 HOME: 1970-76



1976-78
HOME



1976-78
AWAY



1978-87
AWAY



1978-99
HOME



1987-97
AWAY



**1996-98,
1999-2007**
ALTERNATE



1997-2007
AWAY: 1997-03 HOME: 2003-07



1998-99
ALTERNATE



1999-2007

HOME: 1999-03 AWAY: 2003-07



2007-Present

HOME



2007-Present

AWAY



2010-Present

HERITAGE JERSEY



2012

NHL WINTER CLASSIC JERSEY



2014

NHL STADIUM SERIES JERSEY

Rangers Crest

The New York Rangers crest has remained largely unchanged since its inception in 1926 - "New York" across the top complements "Rangers" stretching diagonally from top left to bottom right in classic blue, red and white - reflecting both the tradition and nostalgia of a time-honored Original Six club.



1926-35



1936-47



1948-53



1954-62



1962-68



1969-76



1976-78



2012 NHL Winter Classic



2014 NHL Stadium Series



1979-Present

A Tradition of Rangers Greatness



Prince of Wales Trophy *

The Eastern Conference playoff champion.

1993-94

2013-14



Presidents' Trophy **

The club who finishes the regular season with the best overall record in the NHL.

1941-42

1991-92

1993-94

2014-15



Vezina Trophy

The goalkeeper adjudged to be the best at his position.

Dave Kerr

1939-40

Ed Giacomin,

Gilles Villemure

1970-71

John Vanbiesbrouck

1985-86

Henrik Lundqvist

2011-12



Lady Byng Memorial Trophy

The player adjudged to have exhibited the best type of sportsmanship and gentlemanly conduct combined with a high standard of playing ability.

Frank Boucher

1927-31

Frank Boucher

1932-35

Clint Smith

1938-39

Buddy O'Connor

1947-48

Edgar Laprade

1949-50

Andy Heberton

1956-57

Camille Henry

1957-58

Jean Ratelle

1971-72

Wayne Gretzky

1998-99



Ted Lindsay Award

Formerly known as the Lester B. Pearson Award for the most outstanding player in the National Hockey League, as voted by fellow members of the National Hockey League Players' Association.

Jean Ratelle

1971-72

Mark Messier

1991-92

Jaromir Jagr

2005-06



Maurice "Rocket" Richard Trophy****

The player finishing the regular season as the League's goal-scoring leader.

Bill Cook

1926-27

Bill Cook

1931-32

Bill Cook

1932-33

Bryan Hextall

1939-40

Bryan Hextall

1940-41

Lynn Patrick

1941-42



Bill Masterton Memorial Trophy

The player who best exemplifies the qualities of perseverance, sportsmanship and dedication to hockey.

Jean Ratelle

1970-71

Rod Gilbert

1975-76

Anders Hedberg

1984-85

Adam Graves

2000-01

Dominic Moore

2013-14



Jack Adams Award

An annual award presented by the National Hockey League Broadcasters' Association to the NHL coach adjudged to have contributed the most to his team's success.



Art Ross Trophy***

The player who leads the league in scoring points at the end of the regular season.

Bill Cook

1926-27

Bill Cook

1932-33

Bryan Hextall

1941-42



King Clancy Memorial Trophy

The player who best exemplifies leadership qualities on and off the ice and has made a noteworthy humanitarian contribution to his community.

Adam Graves **1993-94**



Calder Memorial Trophy

The player selected as the most proficient in his first year of competition in the National Hockey League.

Kilby MacDonald **1939-40**
Grant Warwick **1941-42**
Edgar Laprade **1945-46**
Pentti Lund **1948-49**
Lorne Worsley **1952-53**
Camille Henry **1953-54**
Steve Vickers **1972-73**
Brian Leetch **1988-89**



Conn Smythe Trophy

The most valuable player for his team during the playoffs, as selected by the Professional Hockey Writers' Association at the conclusion of the Stanley Cup finals.

Brian Leetch **1993-94**



Frank J. Selke Trophy

The forward who best excels in the defensive aspects of the game.



GM of the Year Award

The top general manager in the NHL, as selected by the 30 club general managers and a panel of NHL executives, print, and broadcast media.



Lester Patrick Trophy

For outstanding service to hockey in the United States.

William Jennings **1971**
Terry Sawchuk **1971**
Murray Murdoch **1974**
Bill Chadwick **1975**
Phil Esposito **1978**
Fred Shero **1980**
Emile Francis **1982**
Lynn Patrick **1989**
Rod Gilbert **1991**
Frank Boucher **1993**
Wayne Gretzky **1994**
Brian Mullen **1995**
Pat LaFontaine **1997**
Craig Patrick **2000**
Herb Brooks **2002**
Larry Pleau **2002**
John Davidson **2004**
Marcel Dionne **2006**
Brian Leetch **2007**
John Halligan **2007**
Mark Messier **2009**
Mike Richter **2009**
Bob Crocker **2015**



James Norris Memorial Trophy

The defense player who demonstrates throughout the season the greatest all-round ability in the position.

Doug Harvey **1961-62**
Harry Howell **1966-67**
Brian Leetch **1991-92**
Brian Leetch **1996-97**



Hart Memorial Trophy

The player adjudged to be the most valuable to his team.

Buddy O'Connor **1947-48**
Chuck Rayner **1949-50**
Andy Bathgate **1958-59**
Mark Messier **1991-92**

* The Prince of Wales Trophy was first awarded annually to the Wales/Eastern Conference playoff champion in 1981-82.

** The Presidents' Trophy was first awarded annually for the 1985-86 season.

*** The Art Ross Trophy was first awarded annually for the 1947-48 season.

**** The Maurice "Rocket" Richard Trophy was first awarded annually for the 1988-89 season.

Hall of Fame Selections

RANGERS IN THE HOCKEY HALL OF FAME

PLAYERS (51)	YEAR INDUCTED	PLAYERS (CONT'D)	YEAR INDUCTED
Howie Morenz	1945	Allan Stanley	1981
Lester Patrick	1947	Rod Gilbert	1982
Bill Cook	1952	Bobby Hull	1983
Frank Boucher	1958	Phil Esposito	1984
Ching Johnson	1958	Jean Ratelle	1985
Earl Seibert	1963	Ed Giacomin	1987
Doug Bentley	1964	Guy Lafleur	1988
Babe Siebert	1964	Buddy O'Connor	1988
Max Bentley	1966	Brad Park	1988
Babe Pratt	1966	Clint Smith	1991
Neil Colville	1967	Marcel Dionne	1992
Bryan Hextall	1969	Edgar Laprade	1993
Bill Gadsby	1970	Fred "Bun" Cook	1995
Terry Sawchuk	1971	Wayne Gretzky	1999
Bernie Geoffrion	1972	Mike Gartner	2001
Doug Harvey	1973	Jari Kurri	2001
Chuck Rayner	1973	Pat LaFontaine	2003
Art Coulter	1974	Dick Duff	2006
Johnny Bower	1976	Mark Messier	2007
Tim Horton	1977	Glenn Anderson	2008
Andy Bathgate	1978	Brian Leetch	2009
Jacques Plante	1978	Luc Robitaille	2009
Harry Howell	1979	Pavel Bure	2012
Harry Lumley	1980	Brendan Shanahan	2013
Lynn Patrick	1980	Eric Lindros	2016
Gump Worsley	1980		

BUILDERS (9)	YEAR INDUCTED	BUILDERS (CONT'D)	YEAR INDUCTED
John Kilpatrick	1960	Craig Patrick	2001
William Jennings	1975	Roger Neilson	2002
Emile Francis	1982	Herb Brooks	2006
Bud Poile	1990	Fred Shero	2013
Glen Sather	1997		

RANGERS IN THE U.S. HOCKEY HALL OF FAME

PLAYERS (18)	YEAR INDUCTED	PLAYERS (CONT'D)	YEAR INDUCTED
Taffy Abel	1973	John Vanbiesbrouck	2007
Myles Lane	1973	Brian Leetch	2008
Victor Desjardins	1974	Mike Richter	2008
Bill Moe	1974	Tony Amonte	2009
Robert E. Dill	1979	Kevin Hatcher	2010
John W. McCartan	1983	Eddie Olczyk	2012
Robbie Ftorek	1991	Doug Weight	2013
Pat LaFontaine	2003	Chris Drury	2015
Bobby Carpenter	2007	Mathieu Schneider	2015

COACHES (1)	YEAR INDUCTED	ADMINISTRATORS (3)	YEAR INDUCTED
Herb Brooks	1990	William M. Jennings	1981
		Craig Patrick	1996
		Larry Pleau	2000

NHL ALL-STAR AND ALL-ROOKIE TEAM SELECTIONS

FIRST TEAM		SECOND TEAM	
PLAYER, POSITION	YEAR	PLAYER, POSITION	YEAR
Bill Cook, right wing	1930-31	Ching Johnson, defense	1930-31
Lester Patrick, coach	1930-31	Frank Boucher, center	1930-31
Bill Cook, right wing	1931-32	Bun Cook, left wing	1930-31
Ching Johnson, defense	1931-32	Ching Johnson, defense	1933-34
Lester Patrick, coach	1931-32	Bill Cook, right wing	1933-34
Frank Boucher, center	1932-33	Cecil Dillon, right wing	1935-36
Bill Cook, right wing	1932-33	Cecil Dillon, right wing	1936-37
Ching Johnson, defense	1932-33	Dave Kerr, goaltender	1937-38
Lester Patrick, coach	1932-33	Art Coulter, defense	1937-38
Frank Boucher, center	1933-34	Art Coulter, defense	1938-39
Lester Patrick, coach	1933-34	Neil Colville, center	1938-39
Frank Boucher, center	1934-35	Art Coulter, defense	1939-40
Earl Seibert, defense	1934-35	Neil Colville, center	1939-40
Lester Patrick, coach	1934-35	Frank Boucher, coach	1939-40
Lester Patrick, coach	1935-36	Ott Heller, defense	1940-41
Cecil Dillon, right wing	1937-38	Phil Watson, center	1941-42
Lester Patrick, coach	1937-38	Bryan Hextall, right wing	1942-43
Bryan Hextall, right wing	1939-40	Lynn Patrick, left wing	1942-43
Dave Kerr, goaltender	1939-40	Buddy O'Connor, center	1947-48
Bryan Hextall, right wing	1940-41	Neil Colville, defense	1947-48
Bryan Hextall, right wing	1941-42	Chuck Rayner, goaltender	1948-49
Lynn Patrick, left wing	1941-42	Chuck Rayner, goaltender	1949-50
Frank Boucher, coach	1941-42	Tony Leswick, left wing	1949-50
Bill Gadsby, defense	1955-56	Chuck Rayner, goaltender	1950-51
Bill Gadsby, defense	1957-58	Hy Buller, defense	1951-52
Bill Gadsby, defense	1958-59	Danny Lewicki, left wing	1954-55
Andy Bathgate, right wing	1958-59	Bill Gadsby, defense	1956-57
Andy Bathgate, right wing	1961-62	Andy Bathgate, right wing	1957-58
Doug Harvey, defense	1961-62	Camille Henry, left wing	1957-58
Ed Giacomin, goaltender	1966-67	Dean Prentice, left wing	1959-60
Harry Howell, defense	1966-67	Andy Bathgate, right wing	1962-63
Brad Park, defense	1969-70	Don Marshall, left wing	1966-67
Ed Giacomin, goaltender	1970-71	Ed Giacomin, goaltender	1967-68
Brad Park, defense	1971-72	Jim Neilson, defense	1967-68
Rod Gilbert, right wing	1971-72	Rod Gilbert, right wing	1967-68
Brad Park, defense	1973-74	Ed Giacomin, goaltender	1968-69
John Vanbiesbrouck, goaltender	1985-86	Ed Giacomin, goaltender	1969-70
Mark Messier, center	1991-92	Brad Park, defense	1970-71
Brian Leetch, defense	1991-92	Vic Hadfield, left wing	1971-72
Brian Leetch, defense	1996-97	Jean Ratelle, center	1971-72
Jaromir Jagr, right wing	2005-06	Brad Park, defense	1972-73
Henrik Lundqvist, goaltender	2011-12	Steve Vickers, left wing	1974-75
		Brian Leetch, defense	1990-91
		Adam Graves, left wing	1993-94
		Brian Leetch, defense	1993-94
		Brian Leetch, defense	1995-96
		Wayne Gretzky, center	1997-98
		Marian Gaborik, right wing	2011-12
		Henrik Lundqvist, goaltender	2012-13

ALL-ROOKIE TEAM	
PLAYER, POSITION	YEAR
Tomas Sandstrom, right wing	1984-85
Mike Ridley, center	1985-86
Tony Granato, right wing	1988-89
Brian Leetch, defense	1988-89
Tony Amonte, right wing	1991-92
Mike York, center	1999-00
Dan Blackburn, goaltender	2001-02
Henrik Lundqvist, goaltender	2005-06
Michael Del Zotto, defense	2009-10

NHL ALL-STAR GAME SELECTIONS AND STATISTICS

SEASON	TEAM	PLAYER	G	A	PTS
1947-48	NHL All-Stars	Edgar Laprade	0	1	1
	NHL All-Stars	Tony Leswick	0	0	0
	NHL All-Stars	Grant Warwick	1	0	1
1948-49	NHL All-Stars	Neil Colville	0	0	0
	NHL All-Stars	Edgar Laprade	0	0	0
	NHL All-Stars	Tony Leswick	0	0	0
1949-50	NHL All-Stars	Martin Egan	0	0	0
	NHL All-Stars	Edgar Laprade	0	1	1
	NHL All-Stars	Tony Leswick	0	0	0
	NHL All-Stars	Buddy O'Connor	0	0	0
1950-51	NHL All-Stars	Chuck Rayner	31:30, 0 GA	-	-
	NHL All-Stars	Tony Leswick	0	0	0
	NHL All-Stars	Chuck Rayner	31:12, 3 GA	-	-
	NHL All-Stars	Edgar Laprade	0	0	0
1951-52	First Team NHL	Frank Eddolls	0	0	0
	First Team NHL	Don Raleigh	0	1	1
	Second Team NHL	Chuck Rayner	29:28, 1 GA	-	-
	First Team NHL	Reg Sinclair	0	0	0
1952-53	First Team NHL	Gaye Stewart	0	1	1
	Second Team NHL	Hy Buller	0	1	1
	First Team NHL	Leo Reise, Jr.	0	0	0
1953-54	NHL All-Stars	Wally Hergesheimer	2	0	2
	NHL All-Stars	Leo Reise, Jr.	0	0	0
	NHL All-Stars	Paul Ronty	0	1	1
1954-55	NHL All-Stars	Harry Howell	0	0	0
	NHL All-Stars	Don Raleigh	0	0	0
	NHL All-Stars	Paul Ronty	0	0	0
1955-56	NHL All-Stars	Dan Lewicki	0	0	0
1956-57	NHL All-Stars	David Creighton	0	0	0
	NHL All-Stars	Bill Gadsby	0	0	0
	NHL All-Stars	Red Sullivan	0	0	0
1957-58	NHL All-Stars	Andy Bathgate	1	1	2
	NHL All-Stars	Bill Gadsby	0	0	0
	NHL All-Stars	Dean Prentice	1	2	3
1958-59	NHL All-Stars	Andy Bathgate	2	0	2
	NHL All-Stars	Bill Gadsby	0	0	0
	NHL All-Stars	Camille Henry	0	1	1
	NHL All-Stars	Red Sullivan	0	1	1
1959-60	NHL All-Stars	Andy Bathgate	0	0	0
	NHL All-Stars	Bill Gadsby	0	0	0
	NHL All-Stars	Red Sullivan	0	0	0

NHL ALL-STAR GAME SELECTIONS AND STATISTICS

SEASON	TEAM	PLAYER	G	A	PTS
1960-61	NHL All-Stars	Andy Bathgate	0	0	0
	NHL All-Stars	Bill Gadsby	0	0	0
	NHL All-Stars	Andy Hebenton	1	0	1
1961-62	NHL All-Stars	Red Sullivan	0	1	1
	NHL All-Stars	Andy Bathgate	0	1	1
	NHL All-Stars	Doug Harvey	0	0	0
1962-63	NHL All-Stars	Gump Worsley	30:00, 0 GA	-	-
	NHL All-Stars	Andy Bathgate	0	0	0
	NHL All-Stars	Doug Harvey	0	0	0
1963-64	NHL All-Stars	Dean Prentice	0	0	0
	NHL All-Stars	Gump Worsley	20:00, 0 GA	-	-
	NHL All-Stars	Andy Bathgate	0	0	0
1964-65	NHL All-Stars	Camille Henry	0	1	1
	NHL All-Stars	Harry Howell	0	0	0
	NHL All-Stars	Rod Gilbert	0	0	0
1965-66	NHL All-Stars	Camille Henry	0	0	0
	NHL All-Stars	Harry Howell	0	1	1
	NHL All-Stars	Rod Gilbert	0	0	0
1966-67	NHL All-Stars	Vic Hadfield	0	0	0
	NHL All-Stars	Harry Howell	0	0	0
	NHL All-Stars	Ed Giacomin	30:00, 1 GA	-	-
1967-68	NHL All-Stars	Rod Gilbert	0	0	0
	NHL All-Stars	Harry Howell	0	0	0
	NHL All-Stars	Harry Howell	0	0	0
	NHL All-Stars	Jim Neilson	0	0	0
	NHL All-Stars	Bob Nevin	0	0	0
1968-69	NHL All-Stars	Ed Giacomin	20:00, 1 GA	-	-
	NHL All-Stars	Harry Howell	0	0	0
	NHL All-Stars	Don Marshall	0	0	0
1969-70	East	Ed Giacomin	40:00, 2 GA	-	-
	East	Rod Gilbert	0	1	1
	East	Bob Nevin	1	0	1
	East	Ed Giacomin	30:00, 1 GA	-	-
	East	Rod Gilbert	0	0	0
	East	Jim Neilson	0	0	0
1970-71	East	Brad Park	0	0	0
	East	Jean Ratelle	0	0	0
	East	Walt Tkaczuk	1	0	1
	East	Dave Balon	0	1	1
	East	Ed Giacomin	31:00, 2 GA	-	-
	East	Jim Neilson	0	0	0
	East	Brad Park	0	0	0
	East	Jean Ratelle	0	0	0
	East	Gilles Villemure	29:00, 0 GA	-	-

NHL ALL-STAR GAME SELECTIONS AND STATISTICS

SEASON	TEAM	PLAYER	G	A	PTS
1971-72	East	Rod Gilbert	0	1	1
	East	Vic Hadfield	0	0	0
	East	Brad Park	0	1	1
	East	Jean Ratelle	1	0	1
	East	Rod Seiling	0	1	1
1972-73	East	Gilles Villemure	29:26, 0 GA	-	-
	East	Ed Giacomin	30:44, 3 GA	-	-
	East	Brad Park	0	1	1
	East	Jean Ratelle	0	0	0
	East	Gilles Villemure	29:16, 1 GA	-	-
1973-74	East	Brad Park	0	0	0
	East	Brad Park	0	0	0
1974-75	Campbell	Rod Gilbert	0	0	0
	Campbell	Brad Park	0	0	0
	Campbell	Steve Vickers	0	0	0
1975-76	Campbell	Carol Vadnais	0	0	0
	Campbell	Steve Vickers	1	0	1
1976-77	Campbell	Phil Esposito	1	0	1
	Campbell	Rod Gilbert	0	1	1
	Campbell	Don Murdoch	0	0	0
1977-78	Campbell	Phil Esposito	0	0	0
	Campbell	Carol Vadnais	0	0	0
1978-79	NHL (vs. USSR)	Anders Hedberg	0	0	0
	NHL (vs. USSR)	Ulf Nilsson	0	0	0
1979-80	Campbell	Phil Esposito	0	1	1
	Campbell	Ron Greschner	0	0	0
1980-81	Campbell	Ed Johnstone	0	2	2
1981-82	Wales	Barry Beck	0	1	1
	Wales	Ron Duguay	0	0	0
1982-83	Wales	Don Maloney	1	0	1
1983-84	Wales	Pierre Larouche	2	0	2
	Wales	Don Maloney (MVP)	1	3	4
1984-85	Wales	Anders Hedberg	1	0	1
1985-86	Wales	Reijo Ruotsalainen	0	0	0
1986-87	NHL (vs. USSR)	Tomas Sandstrom	0	0	0
1987-88	Wales	Tomas Sandstrom	1	0	1
1988-89	Wales	Brian Mullen	0	1	1
1989-90	Wales	Brian Leetch	0	0	0
1990-91	Wales	Brian Leetch	0	0	0
	Wales	Darren Turcotte	0	1	1

NHL ALL-STAR GAME SELECTIONS AND STATISTICS

SEASON	TEAM	PLAYER	G	A	PTS
1991-92	Wales	Brian Leetch	0	0	0
	Wales	Mark Messier	0	1	1
	Wales	Mike Richter	20:00, 2 GA	-	-
1992-93	Wales	Mike Gartner (MVP)	4	1	5
	Wales	Kevin Lowe	0	1	1
	Wales	Brian Leetch (Injured)	-	-	-
1993-94	Wales	Mark Messier (Injured)	-	-	-
	Eastern	Adam Graves	0	2	2
	Eastern	Brian Leetch	0	0	0
1995-96	Eastern	Mark Messier	1	2	3
	Eastern	Mike Richter (MVP)	20:00, 2 GA	-	-
	Eastern	Brian Leetch	0	1	1
1996-97	Eastern	Mark Messier	0	1	1
	Eastern	Pat Verbeek	1	1	2
	Eastern	Wayne Gretzky	0	1	1
1997-98	Eastern	Brian Leetch	0	0	0
	Eastern	Mark Messier	1	2	3
	North America	Wayne Gretzky	0	2	2
1998-99	North America	Brian Leetch	0	0	0
	North America	Wayne Gretzky (MVP)	1	2	3
	North America	Mike Richter	20:00, 4 GA	-	-
2000-01	North America	Theoren Fleury	2	1	3
	North America	Brian Leetch	0	1	1
	North America	Brian Leetch	0	0	0
2001-02	North America	Eric Lindros (Injured)	-	-	-
	North America	Mike York	0	0	0
	Eastern	Brian Leetch (Injured)	-	-	-
2002-03	Eastern	Tom Poti	0	0	0
	Eastern	Mark Messier	1	1	2
	Eastern	Jaromir Jagr	0	1	1
2003-04	Eastern	Brendan Shanahan	0	0	0
	Eastern	Scott Gomez	0	1	1
	Eastern	Henrik Lundqvist	20:00, 6 GA	-	-
2006-07	Team Staal	Henrik Lundqvist	18:36, 3 GA	-	-
	Team Staal	Marc Staal	0	0	0
	Team Alfredsson	Henrik Lundqvist	19:49, 3GA	-	-
2007-08	Team Alfredsson	Dan Girardi	0	1	1
	Team Chara	Marian Gaborik (MVP)	3	1	4
	Team Toews	Rick Nash	2	0	2
2014-15	Metropolitan	Ryan McDonagh	0	0	0

TEAM AWARD WINNERS

RANGERS MVP (AS VOTED BY THE PROFESSIONAL HOCKEYWRITERS ASSOCIATION)

Lynn Patrick	1941-42
Lynn Patrick	1942-43
Ott Heller and Bryan Hextall	1943-44
Ab DeMarco	1944-45
Chuck Rayner	1945-46
Chuck Rayner	1946-47
Buddy O'Connor	1947-48
Edgar Laprade and Chuck Rayner	1948-49
Edgar Laprade	1949-50
Don Raleigh	1950-51
Hy Buller	1951-52
Paul Ronty	1952-53
Wally Hergesheimer	1953-54
Danny Lewicki	1954-55
Bill Gadsby	1955-56
Andy Bathgate	1956-57
Andy Bathgate	1957-58
Andy Bathgate	1958-59
Dean Prentice	1959-60
Lorne Worsley	1960-61
Andy Bathgate	1961-62
Lorne Worsley	1962-63
Harry Howell	1963-64
Don Marshall	1964-65
Bob Nevin	1965-66
Ed Giacomin	1966-67
Rod Gilbert	1967-68
Ed Giacomin	1968-69
Walter Tkaczuk	1969-70
Ed Giacomin	1970-71
Jean Ratelle	1971-72
Jean Ratelle	1972-73
Brad Park	1973-74
Rod Gilbert	1974-75
Rod Gilbert	1975-76
Dave Maloney	1976-77
Walter Tkaczuk	1977-78
Phil Esposito	1978-79
Anders Hedberg	1979-80
Eddie Johnstone	1980-81
Barry Beck and Mike Rogers	1981-82
Mark Pavelich	1982-83
Barry Beck	1983-84
Tomas Sandstrom	1984-85
John Vanbiesbrouck	1985-86
Walt Poddubny	1986-87
James Patrick	1987-88
Brian Leetch	1988-89
John Ogradnick	1989-90
Brian Leetch	1990-91
Mark Messier	1991-92
Adam Graves	1992-93
Adam Graves	1993-94
Mark Messier	1994-95
Mark Messier	1995-96
Brian Leetch	1996-97
Wayne Gretzky	1997-98
Brian Leetch	1998-99
Mike Richter	1999-00
Brian Leetch	2000-01
Mike Richter	2001-02

Brian Leetch	2002-03
Bobby Holik	2003-04
Jaromir Jagr	2005-06
Henrik Lundqvist	2006-07
Henrik Lundqvist	2007-08
Henrik Lundqvist	2008-09
Henrik Lundqvist	2009-10
Henrik Lundqvist	2010-11
Henrik Lundqvist	2011-12
Henrik Lundqvist	2012-13
Ryan McDonagh	2013-14
Rick Nash	2014-15
Henrik Lundqvist	2015-16

PLAYERS' PLAYER AWARD

Andy Heberton	1958-59
Red Sullivan and Andy Heberton	1959-60
Andy Heberton	1960-61
Earl Ingarfield	1961-62
Andy Bathgate	1962-63
Rod Gilbert and Phil Goyette	1963-64
Harry Howell	1964-65
Wayne Hillman and Don Marshall	1965-66
Harry Howell	1966-67
Jean Ratelle	1967-68
Jean Ratelle	1968-69
Jean Ratelle	1969-70
Jean Ratelle	1970-71
Vic Hadfield	1971-72
Walter Tkaczuk	1972-73
Ted Irvine	1973-74
Jean Ratelle	1974-75
John Davidson	1975-76
John Davidson and Phil Esposito	1976-77
John Davidson and Ron Greschner	1977-78
Ulf Nilsson	1978-79
Don Maloney	1979-80
Don Maloney	1980-81
Tom Laidlaw and Mark Pavelich	1981-82
Tom Laidlaw	1982-83
Glen Hanlon	1983-84
Reijo Ruotsalainen	1984-85
John Vanbiesbrouck	1985-86
Don Maloney	1986-87
James Patrick	1987-88
Guy Lafleur	1988-89
Kelly Kisio	1989-90
Mike Richter	1990-91
Adam Graves	1991-92
Adam Graves	1992-93
Eddie Olczyk	1993-94
Adam Graves	1994-95
Mark Messier	1995-96
Darren Langdon	1996-97
Darren Langdon	1997-98
Adam Graves	1998-99
Mike Richter	1999-00
Brian Leetch	2000-01
Brian Leetch	2001-02
Brian Leetch	2002-03
Brian Leetch	2003-04
Jed Ortmeyer and Kevin Weekes	2005-06
Brendan Shanahan	2006-07
Colton Orr and Jason Strudwick	2007-08

TEAM AWARD WINNERS

PLAYERS' PLAYER AWARD (cont'd)

Chris Drury and Blair Betts	2008-09
Chris Drury	2009-10
Ryan Callahan	2010-11
Ryan Callahan	2011-12
Ryan Callahan	2012-13
Ryan McDonagh	2013-14
Rick Nash	2014-15
Jesper Fast	2015-16

STEVEN MCDONALD (EXTRA EFFORT AWARD)

The Steven McDonald Extra Effort Award is presented annually to the player who, as chosen by the fans, "goes above and beyond the call of duty". The award, which has been given annually since the 1987-88 season, bears the name of New York City Police Officer Steven McDonald, who was shot and injured in the line of duty on July 12, 1986. Each year, he presents the award, along with his wife Patti and son Conor, to the recipient in an on-ice ceremony at Madison Square Garden.

Jan Erixon	1987-88
Tony Granato	1988-89
John Vanbiesbrouck and Kelly Kisio	1989-90
Jan Erixon	1990-91
Adam Graves	1991-92
Adam Graves	1992-93
Adam Graves	1993-94
Mark Messier	1994-95
Mark Messier	1995-96
Brian Leetch	1996-97
Wayne Gretzky	1997-98
Adam Graves	1998-99
Adam Graves	1999-00
Sandy McCarthy	2000-01
Sandy McCarthy	2001-02
Matthew Barnaby	2002-03
Jed Ortmeyer	2003-04
Henrik Lundqvist	2005-06
Jed Ortmeyer	2006-07
Brandon Dubinsky	2007-08
Ryan Callahan	2008-09
Ryan Callahan	2009-10
Brandon Prust	2010-11
Ryan Callahan	2011-12
Ryan Callahan	2012-13
Mats Zuccarello	2013-14
Cam Talbot	2014-15
Mats Zuccarello	2015-16

JOHN HALLIGAN GOOD GUY AWARD (COOPERATION WITH MEDIA)

The John Halligan Good Guy Award recognizes a player for their cooperation with the media throughout the season. The award has been presented annually since the 1974-75 season, and was renamed in 2009-10 to honor the team's late public relations director. Halligan joined the Rangers's organization in 1963, and served a number of roles in his 24 years with the Rangers, including Public Relations Director and Business Manager, Vice President of Communications, and Director of Community Relations and Special Projects. Following his distinguished 53-year career with the Rangers and the National Hockey League, Halligan was honored by USA Hockey and the NHL with the Lester Patrick Award in 2007 for his service to hockey in the United States. Halligan passed away on January 20, 2010.

Ted Irvine	1974-75
Ron Harris	1975-76
John Davidson	1976-77
Rod Gilbert	1977-78
Dave Maloney	1978-79
Anders Hedberg	1979-80
Don Maloney	1980-81
Barry Beck	1981-82
Rob McClanahan	1982-83
Pierre Larouche	1983-84
John Vanbiesbrouck	1984-85
Ron Greschner	1985-86
James Patrick	1986-87
Bob Froese	1987-88
Tony Granato	1988-89
Kelly Kisio	1989-90
Mike Richter	1990-91
Mark Messier	1991-92
Adam Graves	1992-93
Neil Smith	1993-94
Kevin Lowe	1994-95
Glenn Healy	1995-96
Wayne Gretzky	1996-97
Alex Kovalev	1997-98
Kevin Stevens	1998-99
Tim Taylor	1999-00
Petr Nedved	2000-01
Brian Leetch	2001-02
Bobby Holik	2002-03
Eric Lindros	2003-04
Jaromir Jagr	2005-06
Brendan Shanahan	2006-07
Henrik Lundqvist	2007-08
Tom Renney	2008-09
Vinny Prospal and Erik Christensen	2009-10
Ryan Callahan	2010-11
Brian Boyle	2011-12
Dan Girardi	2012-13
Marc Staal	2013-14
Derek Stepan	2014-15
Ryan McDonagh	2015-16

TEAM AWARD WINNERS

LARS-ERIK SJOBERG AWARD (BEST ROOKIE OF TRAINING CAMP)

The Lars-Erik Sjoberg is awarded annually to the top Rangers rookie during training camp. The award, which was first presented in 1988, bears the name of Lars-Erik Sjoberg, who was the Rangers chief European scout for eight years. During his time with the Blueshirts, Sjoberg played a prominent role in the team's decision to draft Europeans such as Tomas Sandstrom, Jan Erixon, and Ulf Dahlen. Prior to joining the Rangers as a scout, Sjoberg played five seasons with the Winnipeg Jets during their time in the World Hockey Association (WHA), and also skated with Winnipeg in its inaugural NHL season in 1979-80. He passed away on October 20, 1987 at the age of 43.

Mike Richter	1988
Troy Mallette	1989
Steven Rice	1990
Tony Amonte	1991
Peter Andersson	1992
Mattias Norstrom	1993
Mattias Norstrom	1994
Niklas Sundstrom	1995
Eric Cairns	1996
Marc Savard	1997
Manny Malhotra	1998
Kim Johnsson	1999
Filip Novak	2000
Dan Blackburn	2001
Jamie Lundmark	2002
Dominic Moore	2003
Henrik Lundqvist	2005
Nigel Dawes and Brandon Dubinsky	2006
Marc Staal	2007
Lauri Korpikoski	2008
Matt Gilroy	2009
Derek Stepan	2010
Carl Hagelin	2011
Jesper Fast	2013
Anthony Duclair	2014
Oscar Lindberg	2015

RANGERS FAN CLUB FRANK BOUCHER TROPHY (MOST POPULAR PLAYER ON AND OFF THE ICE)

The Frank Boucher Trophy is awarded annually to the Ranger who is considered the most popular player on and off the ice, as chosen by members of the Rangers Fan Club. The trophy bears the name of Rangers legend and Hall of Famer Frank Boucher, who was a member of the organization for 31 years as a player, coach, and general manager. During his 13-year playing career with the Blueshirts, he won the Lady Byng Trophy seven times, the most of any player in NHL history, and captured the Stanley Cup in 1927-28 and 1932-33. He also led the Rangers to the franchise's third Stanley Cup in his first season as head coach in 1939-40. He is one of only two men, along with Lester Patrick, who have won three Stanley Cups with the Rangers.

Don Raleigh	1951-52
Wally Hergesheimer	1952-53
Johnny Bower	1953-54
Edgar Laprade	1954-55
Lorne Worsley	1955-56
Andy Bathgate	1956-57

Andy Bathgate	1957-58
Andy Bathgate	1958-59
Dean Prentice	1959-60
Lorne Worsley	1960-61
Andy Bathgate	1961-62
Lorne Worsley	1962-63
Rod Gilbert	1963-64
Harry Howell	1964-65
Harry Howell	1965-66
Harry Howell	1966-67
Rod Gilbert	1967-68
Ed Giacomin	1968-69
Walter Tkaczuk	1969-70
Dave Balon	1970-71
Jean Ratelle	1971-72
Jean Ratelle	1972-73
Brad Park	1973-74
Rod Gilbert	1974-75
Rod Gilbert	1975-76
Rod Gilbert	1976-77
Pat Hickey	1977-78
Phil Esposito	1978-79
Phil Esposito	1979-80
Eddie Johnstone	1980-81
Nick Fotiu	1981-82
Mark Pavelich	1982-83
Barry Beck and Nick Fotiu	1983-84
Anders Hedberg and Mike Rogers	1984-85
John Vanbiesbrouck	1985-86
Walt Poddubny	1986-87
Walt Poddubny	1987-88
Guy Lafleur	1988-89
Brian Mullen	1989-90
Mike Richter	1990-91
Mark Messier	1991-92
Mike Gartner	1992-93
Adam Graves	1993-94
Mark Messier	1994-95
Mark Messier	1995-96
Mark Messier	1996-97
Wayne Gretzky	1997-98
Mike Richter	1998-99
Mike Richter	1999-00
Brian Leetch	2000-01
Mike Richter	2001-02
Mike Dunham	2002-03
Eric Lindros	2003-04
Jaromir Jagr	2005-06
Henrik Lundqvist	2006-07
Sean Avery	2007-08
Blair Betts	2008-09
Henrik Lundqvist	2009-10

RANGERS FAN CLUB ROOKIE OF THE YEAR

John Vanbiesbrouck	1984-85
Mike Ridley	1985-86
Terry Carkner	1986-87
Ulf Dahlen	1987-88
Brian Leetch and Tony Granato	1988-89
Darren Turcotte	1989-90
Mike Richter	1990-91
Tony Amonte	1991-92
Sergei Zubov	1992-93

TEAM AWARD WINNERS

RANGERS FAN CLUB ROOKIE OF THE YEAR (cont'd)

Alexander Karpovtsev	1993-94
Mike York	1999-00
Tomas Kloucek	2000-01
Dan Blackburn	2001-02
Jamie Lundmark	2002-03
Jed Ortmeyer	2003-04
Henrik Lundqvist	2005-06
Dan Girardi	2006-07
Brandon Dubinsky	2007-08
Lauri Korpikoski	2008-09
Michael Del Zotto	2009-10


RANGERS FAN CLUB CEIL SAIDEL MEMORIAL AWARD (FOR DEDICATION TO THE ORGANIZATION ON AND OFF THE ICE)

The Ceil Sidel Memorial Award is given annually to recognize a player, as chosen by members of the Rangers Fan Club, for their dedication to the organization on and off the ice. The award, which was first presented in 1994-95, bears the name of Ceil Sidel, who was a longtime Rangers season ticket holder and member of the Fan Club since its inception in 1951. During the 1994 Playoffs, Sidel's life was taken suddenly in an attempted robbery.

Adam Graves	1994-95
Adam Graves and Glenn Healy	1995-96
Adam Graves	1996-97
Adam Graves	1997-98
Adam Graves	1998-99
Adam Graves	1999-00
Adam Graves	2000-01
Brian Leetch	2001-02
Brian Leetch	2002-03
Mark Messier	2003-04
Henrik Lundqvist	2005-06
Brendan Shanahan	2006-07
Brendan Shanahan	2007-08
Henrik Lundqvist	2008-09
Erik Christensen	2009-10

"CRUMB BUM" AWARD (FOR SERVICE TO NEW YORK YOUNGSTERS)

Ed Hospodar	1981
Barry Beck	1982
Nick Fotiu	1983
Dave and Don Maloney	1984
Ron Greschner	1985
John Vanbiesbrouck	1987
Pierre Larouche	1988
Guy Lafleur	1989
Carey Wilson	1990
Mike Gartner	1991
Kris King	1992
Adam Graves	1993
Brian Leetch	1994
Mark Messier	1995
Jeff Beukeboom	1996
Mike Richter	1997
Rod Gilbert	1999
Matthew Barnaby	2004





IN THE PAST

ALL-TIME RECORD VS. NHL

NEW YORK RANGERS VS.		GP	W	L	T	OT	GF	GA	PTS	
OVERALL	Boston	640	252	289	97	2	1,860	2,012	603	
	Montreal	620	194	328	94	4	1,602	2,083	486	
	Toronto	605	228	275	95	7	1,749	1,915	558	
	Chicago	585	240	245	98	2	1,664	1,707	580	
	Detroit (a)	584	217	261	103	3	1,602	1,777	540	
	Philadelphia	285	127	113	37	8	844	838	299	
	Pittsburgh	266	124	107	23	12	941	888	283	
	NY Islanders	258	124	107	19	8	861	831	275	
	New Jersey (K.C. - Col.)	235	111	89	27	8	772	697	257	
	Washington	210	94	91	18	7	711	718	213	
	Buffalo	174	70	74	25	5	541	556	170	
	St. Louis	137	78	42	16	1	481	371	173	
	Dallas (Min.)	136	73	39	22	2	471	388	170	
	Carolina (Hfd.)	132	73	50	7	2	431	356	155	
	Los Angeles	131	67	45	16	3	482	409	153	
	Vancouver	117	77	31	8	1	473	331	163	
	Calgary (Atl.)	113	43	54	15	1	360	430	102	
	Tampa Bay	92	45	35	5	7	289	273	102	
	Florida	89	50	29	6	4	262	206	110	
	Ottawa	86	39	40	3	4	232	240	85	
	Colorado (Que.)	82	37	32	7	6	299	275	87	
	Arizona (Wpg. - Phx.)	74	43	25	6	0	279	242	92	
	Edmonton	70	29	30	9	2	245	244	69	
	Winnipeg (Atl.)	57	26	20	1	10	162	162	63	
	San Jose	35	23	9	3	0	122	91	49	
	Anaheim	31	14	15	1	1	85	90	30	
	Columbus	24	14	8	1	1	72	68	30	
	Nashville	22	11	8	1	2	62	50	25	
	Minnesota	20	13	7	0	0	61	52	26	
	Defunct Clubs (b)	278	169	64	45	0	901	581	383	
	TOTALS		6,188	2,705	2,562	808	113	18,916	18,881	6,331

(a) Includes records of Detroit Cougars and Detroit Falcons

(b) Teams are: Brooklyn and New York Americans, Cleveland Barons (Calif.), Montreal Maroons, Ottawa Senators (1926-1934), Philadelphia Quakers, Pittsburgh Pirates and St. Louis Eagles.* For the 1999-00 season, the NHL awarded teams one point for a regulation tie (RT). Beginning in 2000-01, the NHL amended the rule, awarding teams one point for an overtime loss (OTL). During the 2005-06 season, the NHL instituted the shootout to follow a scoreless five-minute overtime to eliminate ties. The winning team in the shootout gains two points and a win in the standings, while the losing team receives one point, recorded as an "OT" in the standings.

ALL-TIME RECORD VS. NHL

	NEW YORK RANGERS VS.	GP	W	L	T	OT	GF	GA	PTS
HOME	Boston	322	146	121	55	0	982	895	347
	Montreal	309	128	126	54	1	890	889	311
	Toronto	304	132	112	56	4	944	890	324
	Chicago	292	122	115	55	0	857	823	299
	Detroit (a)	292	141	94	57	0	886	751	339
	Philadelphia	142	67	48	23	4	447	398	161
	Pittsburgh	134	69	51	9	5	500	436	152
	NY Islanders	129	70	43	11	5	459	378	156
	New Jersey (K.C. - Col.)	116	61	31	20	4	407	311	146
	Washington	105	51	41	9	4	382	350	115
	Buffalo	86	39	29	15	3	272	228	96
	Dallas (Min.)	69	39	18	11	1	232	180	90
	Carolina (Hfd.)	67	44	17	4	2	234	154	94
	St. Louis	66	46	13	6	1	261	160	99
	Los Angeles	64	37	20	6	1	249	191	81
	Vancouver	60	41	13	5	1	255	157	88
	Calgary (Atl.)	58	29	24	5	0	193	194	63
	Tampa Bay	47	25	16	2	4	153	131	56
	Florida	44	26	14	4	0	139	96	56
	Ottawa	42	16	24	0	2	113	123	34
	Colorado (Que.)	41	21	13	4	3	152	115	49
	Arizona (Wpg. - Phx.)	37	25	10	2	0	156	121	52
	Edmonton	36	13	16	6	1	133	129	33
	Winnipeg (Atl.)	29	10	12	1	6	75	84	27
	San Jose	16	11	4	1	0	59	40	23
	Anaheim	16	8	7	1	0	44	39	17
	Nashville	12	5	5	1	1	30	25	12
	Columbus	11	7	2	1	1	39	31	16
	Minnesota	9	7	2	0	0	29	19	14
	Defunct Clubs (b)	139	87	30	22	0	463	286	196
	TOTALS	3,094	1,523	1,071	446	54	10,035	8,624	3,546

	NEW YORK RANGERS VS.	GP	W	L	T	OT	GF	GA	PTS
AWAY	Boston	318	106	168	42	2	878	1,117	256
	Montreal	311	66	202	40	3	712	1,194	175
	Toronto	301	96	163	39	3	805	1,025	234
	Chicago	293	118	130	43	2	807	884	281
	Detroit (a)	292	76	167	46	3	716	1,026	201
	Philadelphia	143	60	65	14	4	397	440	138
	Pittsburgh	132	55	56	14	7	441	452	131
	NY Islanders	129	54	64	8	3	402	453	119
	New Jersey (K.C. - Col.)	119	50	58	7	4	365	386	111
	Washington	105	43	50	9	3	329	368	98
	Buffalo	88	31	45	10	2	269	328	74
	St. Louis	71	32	29	10	0	220	211	74
	Dallas (Min.)	67	34	21	11	1	239	208	80
	Los Angeles	67	30	25	10	2	233	218	72
	Carolina (Hfd.)	65	29	33	3	0	197	202	61
	Vancouver	57	36	18	3	0	218	174	75
	Calgary (Atl.)	55	14	30	10	1	167	236	39
	Tampa Bay	45	20	19	3	3	136	142	46
	Florida	45	24	15	2	4	123	110	54
	Ottawa	44	23	16	3	2	119	117	51
	Colorado (Que.)	41	16	19	3	3	147	160	38
	Arizona (Wpg. - Phx.)	37	18	15	4	0	123	121	40
	Edmonton	34	16	14	3	1	112	115	36
	Winnipeg (Atl.)	28	16	8	0	4	87	78	36
	San Jose	19	12	5	2	0	63	51	26
	Anaheim	15	6	8	0	1	41	51	13
	Columbus	13	7	6	0	0	33	37	14
	Minnesota	11	6	5	0	0	32	33	12
	Nashville	10	6	3	0	1	32	25	13
	Defunct Clubs (b)	139	82	34	23	0	438	295	187
	TOTALS	3,094	1,182	1,491	362	59	8,881	10,257	2,785

(a) Includes records of Detroit Cougars and Detroit Falcons

(b) Teams are: Brooklyn and New York Americans, Cleveland Barons (Calif.), Montreal Maroons, Ottawa Senators (1926-1934), Philadelphia Quakers, Pittsburgh Pirates and St. Louis Eagles.* For the 1999-00 season, the NHL awarded teams one point for a regulation tie (RT). Beginning in 2000-01, the NHL amended the rule, awarding teams one point for an overtime loss (OTL). During the 2005-06 season, the NHL instituted the shootout to follow a scoreless five-minute overtime to eliminate ties. The winning team in the shootout gains two points and a win in the standings, while the losing team receives one point, recorded as an "OT" in the standings.

SPECIAL TEAMS STATISTICS YEAR-BY-YEAR

YEAR	POWER PLAY				PENALTY KILLING			
	PPG	ADV	PCT	SHGA	PPGA	TSH	PCT	SHG
1967-68	46	217	21.2	7	42	223	81.2	1
1968-69	56	275	20.4	9	35	223	84.3	4
1969-70	52	295	17.6	7	40	269	85.1	7
1970-71	60	234	25.6	3	41	253	83.8	5
1971-72	60	257	23.3	10	44	282	84.4	14
1972-73	54	238	22.7	5	39	250	84.4	5
1973-74	66	222	29.7	2	45	239	81.2	9
1974-75	84	296	28.4	7	54	295	81.7	6
1975-76	67	323	20.7	11	68	277	75.5	3
1976-77	60	290	20.7	16	55	268	79.5	6
1977-78	78	279	28.0	6	48	244	80.3	10
1978-79	75	306	24.5	12	78	311	74.9	9
1979-80	79	304	26.0	7	54	303	82.2	8
1980-81	63	351	17.9	12	83	392	78.8	14
1981-82	68	306	22.2	12	75	319	76.5	7
1982-83	71	317	22.4	8	75	312	76.0	12
1983-84	74	295	25.1	11	76	347	78.1	12
1984-85	72	305	23.6	8	64	333	80.8	9
1985-86	73	362	20.2	4	81	365	77.8	9
1986-87	75	375	20.0	15	71	379	81.3	12
1987-88	111	491	22.6	11	82	423	80.6	6
1988-89	85	457	18.6	17	85	369	77.0	13
1989-90	103	442	23.3	8	77	362	78.7	7
1990-91	92	389	23.7	10	73	362	79.8	9
1991-92	81	387	20.9	12	60	395	84.8	14
1992-93	77	420	18.3	18	84	446	81.2	12
1993-94	96	417	23.0	5	67	435	84.6	20
1994-95	40	200	20.0	3	34	211	83.9	5
1995-96	85	429	19.8	11	89	495	82.0	6
1996-97	63	287	22.0	5	69	344	79.9	15
1997-98	62	351	17.7	13	55	377	85.4	0
1998-99	71	348	20.4	9	48	336	85.7	7
1999-00	55	325	16.9	9	49	292	83.2	5
2000-01	65	363	17.9	12	86	400	78.5	16
2001-02	48	326	14.7	5	80	398	79.9	8
2002-03	55	339	16.2	8	73	388	81.2	8
2003-04	46	322	14.3	8	80	388	79.4	6
2005-06	83	440	18.9	9	79	486	83.7	4
2006-07	75	406	18.5	6	65	400	83.8	11
2007-08	61	370	16.5	6	53	343	84.5	4
2008-09	48	346	13.9	14	40	329	87.8	9
2009-10	55	301	18.3	7	50	318	84.3	5
2010-11	49	290	16.9	5	42	257	83.7	11
2011-12	44	280	15.7	4	36	260	86.2	8
2012-13	24	153	15.7	4	28	148	81.1	5
2013-14	48	264	18.2	7	34	232	85.3	10
2014-15	39	232	16.8	6	37	235	84.3	9
2015-16	42	226	18.6	5	53	243	78.2	3

ALL-TIME LONGEST TEAM STREAKS

OVERALL	
WINNING STREAK	
10	12/19 - 1/13/40
10	1/19 - 2/10/73
9	10/25 - 11/15/15
8	2/16 - 3/6/74
8	12/27 - 1/11/75
8	12/8 - 12/27/14
7	1/18 - 2/5/42
7	12/11 - 12/23/70
7	2/20 - 3/5/72
7	10/22 - 11/5/78
7	10/16 - 10/30/88
7	12/13 - 12/26/91
7	1/15 - 1/25/00
7	2/1 - 3/2/06
7	10/3 - 10/17/09
7	10/31 - 11/15/11

POINT STREAK	
19	11/23 - 1/13/40
16	2/6 - 3/11/72
16	1/7 - 2/11/73
14	11/7 - 12/10/69
14	10/16 - 11/14/71
14	10/24 - 11/24/93
13	1/3 - 2/5/35
13	2/9 - 3/10/08
13	10/18 - 11/15/15
11	12/10 - 1/5/32
11	2/20 - 3/14/71
10	11/17 - 12/5/63
10	2/10 - 3/6/74
10	11/7 - 11/26/90
10	11/27 - 12/13/95
10	2/8 - 2/26/15

LOSING STREAK	
11	10/30 - 11/27/43
10	1/3 - 1/28/62
8	3/12 - 3/25/04
8	10/28 - 11/14/87
8	3/7 - 3/23/91
7	12/31 - 1/15/44
7	1/11 - 1/25/50
7	3/11 - 3/22/50
7	10/31 - 11/16/63
7	4/5 - 4/16/93
7	3/11 - 3/30/95
7	12/16 - 12/29/06

WINLESS STREAK	
21	1/23 - 3/19/44
19	12/31 - 2/20/43
15	10/30 - 12/11/43
15	10/19 - 11/19/50
14	12/1 - 12/26/54
11	11/25 - 12/18/65
11	12/9 - 12/31/89
10	10/28 - 11/21/56
10	1/14 - 2/3/60
10	1/3 - 1/28/62
9	3/19 - 4/9/00
9	12/20 - 1/13/01
9	12/31 - 1/17/02

HOME	
WINNING STREAK	
14	12/19 - 2/25/40
9	2/10 - 3/14/71
9	11/10 - 12/15/71
9	10/19 - 11/23/15
8	12/13 - 1/14/32
8	12/31 - 2/15/70
8	2/20 - 3/16/80
8	10/8 - 10/31/90
7	1/5 - 2/8/69
7	2/9 - 3/5/72
7	2/6 - 3/10/74
7	11/17 - 12/15/82
7	12/21 - 1/18/84
7	10/31 - 11/29/11

POINT STREAK	
24	10/24 - 2/15/96
24	10/14 - 1/31/71
18	11/28 - 2/25/40
18	1/5 - 3/30/69
18	10/17 - 12/29/71
16	10/24 - 1/5/94
13	11/25 - 2/5/42
12	12/28 - 2/25/70
11	11/7 - 12/12/73
11	1/6 - 3/10/74
11	1/14 - 3/1/92
11	2/16 - 4/4/08
10	11/2 - 12/10/69
10	10/11 - 11/15/72
10	1/7 - 2/28/73
10	1/31 - 3/15/15
10	10/18 - 11/23/15
10	12/22 - 2/14/16

LOSING STREAK	
7	10/20 - 11/14/76
7	3/24 - 4/14/93
6	2/26 - 3/16/46
5	3/7 - 3/31/04
5	11/6 - 11/21/43
5	12/31 - 1/13/44
5	2/20 - 3/6/55
5	1/6 - 2/2/57
5	11/24 - 12/8/58
5	3/21 - 4/7/98
5	3/21 - 4/9/00

WINLESS STREAK	
10	1/30 - 3/19/44
9	12/31 - 2/18/43
9	11/29 - 1/3/65
9	2/15 - 3/24/96
8	2/20 - 3/3/11
8	11/12 - 12/27/44
8	12/1 - 12/26/54
7	2/23 - 3/16/46
7	10/28 - 11/25/56
7	12/25 - 1/29/58
7	3/3 - 3/28/65
7	10/20 - 11/14/76
7	3/24 - 4/14/93
7	3/13 - 4/9/00

ROAD	
WINNING STREAK	
7	1/12 - 2/12/35
7	10/28 - 11/29/78
6	10/30 - 11/24/93
6	1/19 - 3/2/06
6	10/26 - 11/23/13
6	1/4 - 2/7/14
6	3/8 - 3/26/15
5	1/19 - 2/10/73
5	11/26 - 12/21/96
5	1/15 - 1/25/00
5	11/10 - 11/21/07

POINT STREAK	
11	11/5 - 1/13/40
10	11/12 - 1/3/31
10	12/20 - 2/10/73
10	1/31 - 3/10/08
9	2/8 - 3/22/58
8	2/3 - 3/9/68
8	12/2 - 1/15/82
8	12/23 - 1/23/89
8	12/5/09 - 1/9/10
7	1/12 - 2/12/35
7	10/28 - 11/29/78
7	3/4 - 3/26/15

LOSING STREAK	
10	10/30 - 12/23/43
10	2/8 - 3/15/61
9	11/27 - 1/8/55
9	1/19 - 2/13/65
8	1/23 - 3/4/44
8	2/9 - 3/16/49
8	11/15 - 12/26/53
7	(11 times) last 12/31 - 1/17/02

WINLESS STREAK	
16	10/9 - 12/20/52
13	10/26 - 12/25/63
12	11/28 - 2/7/46
12	11/24 - 1/20/01
11	1/1 - 2/27/43
11	1/23 - 3/18/44
11	11/20 - 1/8/55
11	11/20 - 1/15/66
10	10/30 - 12/23/43
10	10/19 - 11/25/50
10	11/14 - 12/29/51
10	2/8 - 3/15/61
10	10/18 - 11/22/80

* For the 1999-00 season, the NHL awarded teams one point for a regulation tie (RT). Beginning in 2000-01, the NHL amended the rule, awarding teams one point for an overtime loss (OTL). During the 2005-06 season, the NHL instituted the shootout to follow a scoreless five-minute overtime to eliminate ties. The winning team in the shootout gains two points and a win in the standings, while the losing team receives one point, recorded as an "OT" in the standings.

MOST RECENT TEAM STARTS...

WINNING STREAKS TO START A SEASON			
	OVERALL	HOME	ROAD
2+	10/7/2015 - 10/10/2015 (3-0-0)	10/5/2008 - 10/13/2008 (3-0-0)	10/7/2015 - 10/9/2015 (2-0-0)
3+	10/7/2015 - 10/10/2015 (3-0-0)	10/5/2008 - 10/13/2008 (3-0-0)	11/12/1931 - 11/29/1931 (4-0-0)
4+	10/4/2008 - 10/13/2008 (5-0-0)	10/3/2009 - 10/14/2009 (4-0-0)	11/12/1931 - 11/29/1931 (4-0-0)
5+	10/4/2008 - 10/13/2008 (5-0-0)	10/8/1990 - 10/31/1990 (8-0-0)	-
6+	-	10/8/1990 - 10/31/1990 (8-0-0)	-
7+	-	10/8/1990 - 10/31/1990 (8-0-0)	-
8+	-	10/8/1990 - 10/31/1990 (8-0-0)	-

POINT STREAKS TO START A SEASON			
	OVERALL	HOME	ROAD
2+	10/7/2015 - 10/10/2015 (3-0-0)	10/5/2008 - 10/13/2008 (3-0-0)	10/7/2015 - 10/9/2015 (2-0-0)
3+	10/7/2015 - 10/10/2015 (3-0-0)	10/5/2008 - 10/13/2008 (3-0-0)	10/8/1997 - 10/11/1997 (1-0-2)
4+	10/4/2008 - 10/13/2008 (5-0-0)	10/3/2009 - 10/14/2009 (4-0-0)	10/6/1988 - 10/29/1988 (3-0-1)
5+	10/4/2008 - 10/13/2008 (5-0-0)	10/6/2005 - 10/19/2005 (4-0-1)	10/9/1971 - 11/6/1971 (6-0-2)
6+	-	10/12/1992 - 10/26/1992 (5-0-1)	10/9/1971 - 11/6/1971 (6-0-2)
7+	-	10/8/1990 - 10/31/1990 (8-0-0)	10/9/1971 - 11/6/1971 (6-0-2)
8+	-	10/8/1990 - 10/31/1990 (8-0-0)	10/9/1971 - 11/6/1971 (6-0-2)
9+	-	10/11/1972 - 11/15/1972 (9-0-1)	11/5/1939 - 1/13/1940 (6-0-5)
10+	-	10/11/1972 - 11/15/1972 (9-0-1)	11/5/1939 - 1/13/1940 (6-0-5)
11+	-	10/14/1970 - 1/31/1971 (17-0-7)	11/5/1939 - 1/13/1940 (6-0-5)
12+	-	10/14/1970 - 1/31/1971 (17-0-7)	-
13+	-	10/14/1970 - 1/31/1971 (17-0-7)	-
14+	-	10/14/1970 - 1/31/1971 (17-0-7)	-
15+	-	10/14/1970 - 1/31/1971 (17-0-7)	-
16+	-	10/14/1970 - 1/31/1971 (17-0-7)	-
17+	-	10/14/1970 - 1/31/1971 (17-0-7)	-
18+	-	10/14/1970 - 1/31/1971 (17-0-7)	-
19+	-	10/14/1970 - 1/31/1971 (17-0-7)	-
20+	-	10/14/1970 - 1/31/1971 (17-0-7)	-
21+	-	10/14/1970 - 1/31/1971 (17-0-7)	-
22+	-	10/14/1970 - 1/31/1971 (17-0-7)	-
23+	-	10/14/1970 - 1/31/1971 (17-0-7)	-
24+	-	10/14/1970 - 1/31/1971 (17-0-7)	-

LOSING STREAKS TO START A SEASON			
	OVERALL	HOME	ROAD
2+	1/19/2013 - 1/20/2013 (0-2-0)	10/12/2014 - 10/14/2014 (0-2-0)	1/19/2013 - 1/24/2013 (0-2-0)
3+	10/9/1998 - 10/16/1998 (0-4-0)	10/9/1998 - 10/16/1998 (0-3-0)	10/6/2007 - 10/18/2007 (0-3-0)
4+	10/9/1998 - 10/16/1998 (0-4-0)	11/6/1943 - 11/21/1943 (0-5-0)	10/12/1985 - 11/2/1985 (0-4-0)
5+	10/30/1943 - 1/27/1943 (0-11-0)	11/6/1943 - 11/21/1943 (0-5-0)	10/30/1943 - 12/23/1943 (0-10-0)
6+	10/30/1943 - 1/27/1943 (0-11-0)	-	10/30/1943 - 12/23/1943 (0-10-0)
7+	10/30/1943 - 1/27/1943 (0-11-0)	-	10/30/1943 - 12/23/1943 (0-10-0)
8+	10/30/1943 - 1/27/1943 (0-11-0)	-	10/30/1943 - 12/23/1943 (0-10-0)
9+	10/30/1943 - 1/27/1943 (0-11-0)	-	10/30/1943 - 12/23/1943 (0-10-0)
10+	10/30/1943 - 1/27/1943 (0-11-0)	-	10/30/1943 - 12/23/1943 (0-10-0)
11+	10/30/1943 - 1/27/1943 (0-11-0)	-	-

WINLESS STREAKS TO START A SEASON			
	OVERALL	HOME	ROAD
2+	1/19/2013 - 1/20/2013 (0-2-0)	10/12/2014 - 10/14/2014 (0-2-0)	1/19/2013 - 1/24/2013 (0-2-0)
3+	10/7/2011 - 10/15/2011 (0-1-2)	10/9/1998 - 10/16/1998 (0-3-0)	10/6/2007 - 11/6/2007 (0-5-1)
4+	10/10/2003 - 10/18/2003 (0-2-2)	10/13/1964 - 10/25/1964 (0-3-1)	10/6/2007 - 11/6/2007 (0-5-1)
5+	10/9/1998 - 10/17/1998 (0-4-1)	10/25/1950 - 11/19/1950 (0-3-3)	10/6/2007 - 11/6/2007 (0-5-1)
6+	10/8/1958 - 10/19/1958 (0-2-4)	10/25/1950 - 11/19/1950 (0-3-3)	10/6/2007 - 11/6/2007 (0-5-1)
7+	10/30/1943 - 12/11/1943 (0-14-1)	-	10/8/1958 - 11/4/1958 (0-4-3)
8+	10/30/1943 - 12/11/1943 (0-14-1)	-	10/9/1952 - 12/20/1952 (0-12-4)
9+	10/30/1943 - 12/11/1943 (0-14-1)	-	10/9/1952 - 12/20/1952 (0-12-4)
10+	10/30/1943 - 12/11/1943 (0-14-1)	-	10/9/1952 - 12/20/1952 (0-12-4)
11+	10/30/1943 - 12/11/1943 (0-14-1)	-	10/9/1952 - 12/20/1952 (0-12-4)
12+	10/30/1943 - 12/11/1943 (0-14-1)	-	10/9/1952 - 12/20/1952 (0-12-4)
13+	10/30/1943 - 12/11/1943 (0-14-1)	-	10/9/1952 - 12/20/1952 (0-12-4)
14+	10/30/1943 - 12/11/1943 (0-14-1)	-	10/9/1952 - 12/20/1952 (0-12-4)
15+	10/30/1943 - 12/11/1943 (0-14-1)	-	10/9/1952 - 12/20/1952 (0-12-4)
16+	-	-	10/9/1952 - 12/20/1952 (0-12-4)

MOST RECENT TEAM STREAKS...

WINNING STREAKS			
	OVERALL	HOME	ROAD
2+	4/4/2016 - 4/5/2016 (2-0-0)	3/21/2016 - 3/23/2016 (2-0-0)	3/4/2016 - 3/8/2016 (2-0-0)
3+	3/21/2016 - 3/26/2016 (3-0-0)	1/11/2016 - 2/8/2016 (5-0-0)	2/6/2016 - 2/18/2016 (3-0-0)
4+	2/4/2016 - 2/10/2016 (4-0-0)	1/11/2016 - 2/8/2016 (5-0-0)	3/31/2015 - 4/11/2015 (4-0-0)
5+	10/25/2015 - 11/5/2015 (9-0-0)	1/11/2016 - 2/8/2016 (5-0-0)	3/8/2015 - 3/26/2015 (6-0-0)
6+	10/25/2015 - 11/5/2015 (9-0-0)	10/19/2015 - 11/23/2015 (9-0-0)	3/8/2015 - 3/26/2015 (6-0-0)
7+	10/25/2015 - 11/5/2015 (9-0-0)	10/19/2015 - 11/23/2015 (9-0-0)	10/28/1978 - 11/29/1978 (7-0-0)
8+	10/25/2015 - 11/5/2015 (9-0-0)	10/19/2015 - 11/23/2015 (9-0-0)	-
9+	10/25/2015 - 11/5/2015 (9-0-0)	10/19/2015 - 11/23/2015 (9-0-0)	-
10+	1/19/1973 - 2/10/1973 (10-0-0)	12/19/1939 - 2/25/1940 (14-0-0)	-
11+	-	12/19/1939 - 2/25/1940 (14-0-0)	-
12+	-	12/19/1939 - 2/25/1940 (14-0-0)	-
13+	-	12/19/1939 - 2/25/1940 (14-0-0)	-
14+	-	12/19/1939 - 2/25/1940 (14-0-0)	-

POINT STREAKS			
	OVERALL	HOME	ROAD
2+	4/4/2016 - 4/5/2016 (2-0-0)	3/21/2016 - 3/27/2016 (2-0-1)	3/4/2016 - 3/17/2016 (3-0-2)
3+	3/21/2016 - 3/27/2016 (3-0-1)	3/21/2016 - 3/27/2016 (2-0-1)	3/4/2016 - 3/17/2016 (3-0-2)
4+	3/21/2016 - 3/27/2016 (3-0-1)	12/22/2015 - 2/14/2016 (8-0-2)	3/4/2016 - 3/17/2016 (3-0-2)
5+	2/4/2016 - 2/14/2016 (5-0-1)	12/22/2015 - 2/14/2016 (8-0-2)	3/4/2016 - 3/17/2016 (3-0-2)
6+	2/4/2016 - 2/14/2016 (5-0-1)	12/22/2015 - 2/14/2016 (8-0-2)	3/4/2015 - 3/26/2015 (6-0-1)
7+	10/18/2015 - 11/5/2015 (11-0-2)	12/22/2015 - 2/14/2016 (8-0-2)	13/4/2015 - 3/26/2015 (6-0-1)
8+	10/18/2015 - 11/5/2015 (11-0-2)	12/22/2015 - 2/14/2016 (8-0-2)	12/5/2009 - 1/9/2010 (6-0-2)
9+	10/18/2015 - 11/5/2015 (11-0-2)	12/22/2015 - 2/14/2016 (8-0-2)	1/31/2008 - 3/10/2008 (8-0-2)
10+	10/18/2015 - 11/5/2015 (11-0-2)	12/22/2015 - 2/14/2016 (8-0-2)	1/31/2008 - 3/10/2008 (8-0-2)
11+	10/18/2015 - 11/5/2015 (11-0-2)	2/16/2008 - 4/4/2008 (8-0-3)	11/5/1939 - 1/13/1940 (6-0-5)
12+	10/18/2015 - 11/5/2015 (11-0-2)	10/24/1995 - 2/15/1996 (18-0-6)	-
13+	10/18/2015 - 11/5/2015 (11-0-2)	10/24/1995 - 2/15/1996 (18-0-6)	-
14+	10/24/1993 - 11/24/1993 (12-0-2)	10/24/1995 - 2/15/1996 (18-0-6)	-
15+	1/7/1973 - 2/11/1973 (14-0-2)	10/24/1995 - 2/15/1996 (18-0-6)	-
16+	1/7/1973 - 2/11/1973 (14-0-2)	10/24/1995 - 2/15/1996 (18-0-6)	-
17+	11/23/1939 - 1/13/1940 (14-0-5)	10/24/1995 - 2/15/1996 (18-0-6)	-
18+	11/23/1939 - 1/13/1940 (14-0-5)	10/24/1995 - 2/15/1996 (18-0-6)	-
19+	11/23/1939 - 1/13/1940 (14-0-5)	10/24/1995 - 2/15/1996 (18-0-6)	-
20+	-	10/24/1995 - 2/15/1996 (18-0-6)	-
21+	-	10/24/1995 - 2/15/1996 (18-0-6)	-
22+	-	10/24/1995 - 2/15/1996 (18-0-6)	-
23+	-	10/24/1995 - 2/15/1996 (18-0-6)	-
24+	-	10/24/1995 - 2/15/1996 (18-0-6)	-

LOSING STREAKS			
	OVERALL	HOME	ROAD
2+	3/31/2016 - 4/2/2016 (0-2-0)	3/6/2016 - 3/13/2016 (0-2-0)	1/24/2016 - 2/2/2016 (0-2-0)
3+	12/17/2015 - 12/20/2015 (0-3-0)	12/8/2013 - 12/12/2013 (0-3-0)	12/17/2015 - 12/28/2015 (0-3-0)
4+	2/3/2011 - 2/11/2011 (0-4-0)	2/20/2011 - 3/3/2011 (0-4-0)	2/5/2011 - 2/18/2011 (0-4-0)
5+	1/21/2010 - 1/31/2010 (0-5-0)	3/7/2004 - 3/31/2004 (0-5-0)	1/18/2009 - 2/9/2009 (0-5-0)
6+	12/16/2006 - 12/29/2006 (0-7-0)	3/24/1993 - 4/14/1993 (0-7-0)	12/26/1992 - 1/16/1993 (0-6-0)
7+	12/16/2006 - 12/29/2006 (0-7-0)	3/24/1993 - 4/14/1993 (0-7-0)	3/7/1991 - 3/30/1991 (0-7-0)
8+	3/7/1991 - 3/23/1991 (0-8-0)	-	1/19/1966 - 2/13/1966 (0-9-0)
9+	1/3/1962 - 1/28/1962 (0-10-0)	-	1/19/1966 - 2/13/1966 (0-9-0)
10+	1/3/1962 - 1/28/1962 (0-10-0)	-	2/8/1961 - 3/15/1961 (0-10-0)
11+	10/30/1943 - 11/27/1943 (0-11-0)	-	-

WINLESS STREAKS			
	OVERALL	HOME	ROAD
2+	3/27/2016 - 4/2/2016 (0-2-1)	3/27/2016 - 4/2/2016 (0-1-1)	3/17/2016 - 3/19/2016 (0-1-1)
3+	3/27/2016 - 4/2/2016 (0-2-1)	12/2/2013 - 12/12/2013 (0-4-1)	11/27/2015 - 12/28/2015 (0-6-2)
4+	12/7/2013 - 12/12/2013 (0-3-1)	12/2/2013 - 12/12/2013 (0-4-1)	11/27/2015 - 12/28/2015 (0-6-2)
5+	1/25/2011 - 2/11/2011 (0-5-1)	12/2/2013 - 12/12/2013 (0-4-1)	11/27/2015 - 12/28/2015 (0-6-2)
6+	1/25/2011 - 2/11/2011 (0-5-1)	3/13/2000 - 4/9/2000 (0-6-1-0)	11/27/2015 - 12/28/2015 (0-6-2)
7+	12/16/2006 - 12/29/2006 (0-7-0)	3/13/2000 - 4/9/2000 (0-6-1-0)	11/27/2015 - 12/28/2015 (0-6-2)
8+	3/12/2004 - 3/25/2004 (0-5-0-3)	2/15/1996 - 3/24/1996 (0-5-4)	11/27/2015 - 12/28/2015 (0-6-2)
9+	12/31/2001 - 1/17/2002 (0-8-1-1)	2/15/1996 - 3/24/1996 (0-5-4)	1/18/2009 - 2/25/2009 (0-7-2)
10+	12/31/2001 - 1/17/2002 (0-8-1-1)	1/30/1944 - 3/19/1944 (0-7-3)	11/24/2000 - 1/20/2001 (0-10-2-0)
11+	12/9/1989 - 12/31/1989 (0-8-3)	-	11/24/2000 - 1/20/2001 (0-10-2-0)
12+	12/11/1954 - 12/26/1954 (0-8-6)	-	11/24/2000 - 1/20/2001 (0-10-2-0)
13+	12/11/1954 - 12/26/1954 (0-8-6)	-	10/26/1963 - 12/25/1963 (0-12-1)
14+	12/11/1954 - 12/26/1954 (0-8-6)	-	10/9/1952 - 12/20/1952 (0-12-4)
15+	10/19/1950 - 11/19/1950 (0-8-7)	-	10/9/1952 - 12/20/1952 (0-12-4)
16+	1/23/1944 - 3/19/1944 (0-17-4)	-	10/9/1952 - 12/20/1952 (0-12-4)
17+	1/23/1944 - 3/19/1944 (0-17-4)	-	-
18+	1/23/1944 - 3/19/1944 (0-17-4)	-	-
19+	1/23/1944 - 3/19/1944 (0-17-4)	-	-
20+	1/23/1944 - 3/19/1944 (0-17-4)	-	-
21+	1/23/1944 - 3/19/1944 (0-17-4)	-	-

CURRENT HOME AND ROAD TEAM STREAKS VS. NHL

TEAM	LAST RANGERS WIN AT HOME	STREAK	LAST RANGERS WIN AT OPPONENT	STREAK
Anaheim	Dec. 22, 2015 (3-2, OT)	2-0-0	Mar. 16, 2016 (2-1)	2-0-0
Arizona	Oct. 22, 2015 (4-1)	7-0-0	Nov. 7, 2015 (4-1)	2-0-0
Boston	Mar. 23, 2016 (5-2)	3-0-0	Feb. 12, 2013 (4-3, SO)	0-4-0
Buffalo	Jan. 25, 2016 (6-3)	0-1-0	Mar. 8, 2016 (4-2)	5-0-0
Calgary	Oct. 25, 2015 (4-1)	4-0-0	Dec. 16, 2014 (5-2)	1-0-1
Carolina	Nov. 30, 2015 (4-3)	11-0-0	Jan. 22, 2016 (4-1)	0-1-0
Chicago	Feb. 27, 2014 (2-1)	0-2-0	Oct. 7, 2015 (3-2)	3-0-0
Colorado	Feb. 4, 2014 (5-1)	0-1-1	Nov. 6, 2015 (2-1)	2-0-1
Columbus	Feb. 29, 2016 (2-1)	4-0-1	Apr. 4, 2016 (4-2)	3-0-0
Dallas	Jan. 5, 2016 (6-2)	2-0-1	Feb. 27, 2016 (3-2)	1-0-0
Detroit	Apr. 9, 2016 (3-2)	6-0-0	Oct. 26, 2013 (3-2, OT)	0-1-2
Edmonton	Dec. 15, 2015 (4-2)	1-0-0	Dec. 14, 2014 (2-0)	0-1-0
Florida	Mar. 21, 2016 (4-2)	5-0-0	Nov. 21, 2015 (5-4, OT)	0-1-0
Los Angeles	Feb. 17, 2011 (4-3, SO)	0-2-1	Jan. 8, 2015 (4-3)	2-0-2
Minnesota	Feb. 4, 2016 (4-2)	3-0-0	Apr. 2, 2015 (3-2)	0-1-0
Montreal	Nov. 23, 2014 (5-0)	0-2-0	Mar. 26, 2016 (5-2)	1-0-0
Nashville	Nov. 23, 2015 (3-0)	2-0-0	Nov. 23, 2013 (2-0)	0-2-0
New Jersey	Feb. 8, 2016 (2-1)	3-0-2	Apr. 7, 2015 (4-2)	0-2-0
NY Islanders	Jan. 31, 2014 (4-1)	0-4-0	Mar. 10, 2015 (2-1)	0-1-1
Ottawa	Dec. 6, 2015 (4-1)	1-0-0	Nov. 14, 2015 (2-1, SO)	0-1-0
Philadelphia	Feb. 14, 2016 (3-1)	1-0-0	Feb. 6, 2016 (3-2, SO)	2-0-1
Pittsburgh	Dec. 8, 2014 (4-3, OT)	0-1-1	Feb. 10, 2016 (3-0)	0-1-0
St. Louis	Nov. 12, 2015 (6-3)	1-0-1	Feb. 25, 2016 (2-1)	2-0-0
San Jose	Oct. 19, 2015 (4-0)	2-0-0	Jan. 10, 2015 (3-1)	0-1-0
Tampa Bay	Apr. 5, 2016 (3-2)	1-0-0	Dec. 30, 2015 (5-2)	1-0-0
Toronto	Nov. 15, 2015 (4-3)	2-0-0	Feb. 18, 2016 (4-2)	2-0-0
Vancouver	Jan. 19, 2016 (3-2, OT)	3-0-1	Dec. 13, 2014 (5-1)	0-1-0
Washington	Nov. 3, 2015 (5-2)	0-1-1	Mar. 4, 2016 (3-2)	1-0-0
Winnipeg	Apr. 1, 2013 (4-2)	0-2-1	Mar. 31, 2015 (3-2)	0-1-0

CURRENT HOME AND ROAD TEAM STREAKS VS. NHL

LAST OPPONENT WIN AT RANGERS	OPPONENT STREAK	LAST OPPONENT WIN AT HOME	OPPONENT STREAK
Nov. 4, 2013 (2-1)	0-1-1	Oct. 10, 2013 (6-0)	0-2-0
Dec. 16, 2007 (5-1)	0-4-3	Oct. 3, 2013 (4-1)	0-2-0
Mar. 2, 2014 (6-3)	0-3-0	Nov. 27, 2015 (4-3)	5-0-1
Apr. 2, 2016 (4-3)	1-0-0	Mar. 12, 2013 (3-1)	0-5-0
Dec. 7, 2008 (3-0)	0-3-1	Dec. 12, 2015 (5-4, OT)	1-0-0
Oct. 29, 2010 (4-3)	0-8-3	Mar. 31, 2016 (4-3)	1-0-0
Feb. 17, 2016 (5-3)	2-0-0	Mar. 9, 2012 (4-3)	0-2-1
Dec. 3, 2015 (2-1)	2-0-0	Apr. 3, 2014 (3-2, SO)	0-2-0
Jan. 6, 2014 (4-3, SO)	0-2-2	Oct. 11, 2014 (5-2)	0-3-0
Feb. 8, 2015 (3-2, OT)	0-1-0	Dec. 29, 2014 (3-2)	0-1-0
Dec. 6, 2009 (3-1)	0-3-3	Mar. 12, 2016 (3-2, OT)	9-0-1
Nov. 9, 2014 (3-1)	0-1-0	Dec. 11, 2015 (7-5)	1-0-0
Mar. 21, 2013 (3-1)	0-5-0	Jan. 2, 2016 (3-0)	1-0-1
Feb. 12, 2016 (5-4, OT)	3-0-1	Mar. 17, 2016 (4-3, OT)	1-0-0
Mar. 3, 2011 (3-1)	0-3-0	Dec. 17, 2015 (5-2)	1-0-0
Nov. 25, 2015 (5-1)	2-0-0	Oct. 15, 2015 (3-0)	0-1-0
Dec. 10, 2013 (4-1)	0-2-0	Dec. 28, 2015 (5-3)	2-0-0
Oct. 18, 2015 (2-1, OT)	0-1-0	Feb. 23, 2016 (5-2)	2-0-0
Apr. 7, 2016 (4-1)	4-0-0	Jan. 14, 2016 (3-1)	2-0-0
Apr. 9, 2015 (3-0)	0-1-0	Jan. 24, 2016 (3-0)	1-0-1
Nov. 28, 2015 (3-0)	0-1-0	Oct. 24, 2015 (3-2, SO)	2-0-2
Mar. 27, 2016 (3-2, OT)	2-0-1	Mar. 3, 2016 (4-1)	1-0-0
Nov. 3, 2014 (4-3, SO)	0-1-0	Oct. 12, 2013 (5-3)	0-2-0
Mar. 16, 2014 (1-0)	0-2-0	Mar. 19, 2016 (4-1)	1-0-0
Dec. 1, 2014 (6-3)	0-1-0	Nov. 19, 2015 (2-1)	0-1-0
Oct. 12, 2014 (6-3)	0-2-0	Nov. 8, 2014 (5-4)	0-2-0
Feb. 19, 2015 (5-4, SO)	1-0-1	Dec. 9, 2015 (2-1)	1-0-0
Jan. 9, 2016 (4-3, OT)	2-0-0	Jan. 17, 2016 (5-2)	0-1-0
Oct. 13, 2015 (4-1)	3-0-0	Dec. 18, 2015 (5-2)	1-0-0

LONGEST TEAM STREAKS YEAR-BY-YEAR

YEAR	WINNING STREAK	POINT STREAK	LOSING STREAK	WINLESS STREAK
1926-27	5 3/15 - 3/25	7 3/5 - 3/25	3 12/23 - 12/28	3 (2x) last - 3/1 - 3/13
1927-28	4 1/22 - 1/31	4 (2x) last - 2/23 - 2/28	2 (3x) last - 3/6 - 3/8	5 2/4 - 2/19
1928-29	4 12/11 - 12/20	6 (2x) last - 12/30 - 1/13	2 (3x) last - 3/5 - 3/10	4 (2x) last - 2/5 - 2/14
1929-30	4 1/14 - 1/23	4 (2x) last - 2/27 - 3/4	3 1/7 - 1/12	8 2/18 - 3/11
1930-31	3 12/23 - 12/28	5 12/20 - 12/30	4 1/18 - 1/29	8 1/11 - 1/31
1931-32	4 12/22 - 1/1	11 12/10 - 1/5	2 (5x) last - 3/15 - 3/17	5 2/9 - 2/21
1932-33	3 12/6 - 12/11	6 12/6 - 12/17	3 3/16 - 3/21	4 3/14 - 3/21
1933-34	3 (2x) last - 1/23 - 1/28	6 12/14 - 12/28	2 (4x) last - 3/15 - 3/17	3 (2x) last - 3/6 - 3/11
1934-35	5 1/27 - 2/5	13 1/3 - 2/5	4 (2x) last - 2/26 - 3/7	5 2/24 - 3/7
1935-36	4 3/12 - 3/22	9 1/28 - 2/25	4 1/18 - 1/26	6 2/25 - 3/10
1936-37	3 12/20 - 12/29	5 1/24 - 2/4	3 (3x) last - 3/11 - 3/16	5 (2x) last - 1/28 - 2/7
1937-38	5 (2x) last - 2/1 - 2/13	7 12/5 - 12/23	3 (2x) last - 2/17 - 2/22	4 11/21 - 12/2
1938-39	4 11/13 - 11/20	4 (3x) last - 1/31 - 2/5	3 2/26 - 3/5	5 2/25 - 3/7
1939-40	10 12/19 - 1/13	19 11/23 - 1/13	2 (2x) last - 2/18 - 2/22	4 11/5 - 11/16
1940-41	5 2/18 - 3/1	5 2/18 - 3/1	4 2/11 - 2/16	4 2/11 - 2/16
1941-42	7 1/18 - 2/5	7 (2x) last - 1/18 - 2/5	4 (2x) last - 2/10 - 2/17	4 (2x) last - 2/10 - 2/17
1942-43	3 12/25 - 12/29	3 12/25 - 12/29	5 1/10 - 1/21	19 12/31 - 2/20
1943-44	2 (3x) last - 1/16 - 1/22	2 (3x) last - 1/16 - 1/22	11 10/30 - 11/27	21 1/23 - 3/19
1944-45	2 (2x) last - 2/18 - 2/22	5 12/31 - 1/11	6 3/1 - 3/11	8 2/24 - 3/11
1945-46	2 3/13 - 3/17	4 12/30 - 1/6	5 1/16 - 1/26	6 (2x) last - 12/13 - 12/26
1946-47	3 (2x) last - 1/19 - 1/25	4 12/1 - 12/11	6 3/9 - 3/22	8 11/3 - 11/21
1947-48	4 11/16 - 11/30	7 12/6 - 12/17	5 11/6 - 11/15	7 (2x) last - 3/3 - 3/16
1948-49	3 12/19 - 12/25	6 12/12 - 12/25	5 (2x) last - 3/2 - 3/12	8 3/2 - 3/16
1949-50	4 (2x) last - 2/18 - 2/23	8 2/5 - 2/23	7 (2x) last - 3/11 - 3/22	9 1/8 - 1/28
1950-51	3 (2x) last - 2/11 - 2/15	6 12/10 - 12/24	5 3/14 - 3/21	15 10/19 - 11/19
1951-52	3 1/1 - 1/6	4 (3x) last - 2/17 - 2/24	3 (3x) last - 3/1 - 3/4	5 (4x) last - 2/27 - 3/4
1952-53	2 (3x) last - 3/7 - 3/8	4 2/1 - 2/11	4 10/9 - 10/18	8 11/27 - 12/14
1953-54	4 1/1 - 1/10	4 (2x) last - 2/14 - 2/21	3 (2x) last - 12/26 - 12/29	7 12/2 - 12/13
1954-55	2 (3x) last - 3/12 - 3/13	4 2/9 - 2/16	4 (2x) last - 2/27 - 3/6	14 12/1 - 12/26
1955-56	4 11/30 - 12/7	8 11/20 - 12/7	4 (2x) last - 2/18 - 2/23	4 (4x) last - 2/18 - 2/23
1956-57	3 2/16 - 2/20	7 2/24 - 3/10	6 10/31 - 11/14	10 10/28 - 11/21
1957-58	3 (4x) last - 2/23 - 3/1	9 2/14 - 3/8	5 12/25 - 1/5	8 12/25 - 1/12
1958-59	5 11/8 - 11/19	6 11/8 - 11/22	6 2/7 - 2/18	7 2/7 - 2/21
1959-60	3 12/5 - 12/13	5 3/5 - 3/13	5 1/14 - 1/23	10 1/14 - 2/3
1960-61	2 (5x) last 2/19 - 2/22	5 1/8 - 1/18	5 (2x) last - 12/28 - 1/7	8 10/27 - 11/13
1961-62	3 12/20 - 12/25	7 11/8 - 11/23	10 1/3 - 1/28	10 1/3 - 1/28
1962-63	3 11/18 - 11/22	5 12/27 - 1/5	3 (7x) last - 3/10 - 3/17	6 12/2 - 12/13
1963-64	4 1/1 - 1/9	5 1/25 - 2/2	7 10/31 - 11/16	9 11/28 - 12/14
1964-65	2 (5x) last - 2/27 - 2/28	3 (4x) last - 1/16 - 1/23	4 (4x) last - 2/13 - 2/20	7 (2x) last - 3/6 - 3/21
1965-66	2 (2x) last - 3/2 - 3/3	6 10/30 - 11/11	6 3/16 - 3/31	11 11/25 - 12/18
1966-67	5 12/7 - 12/17	5 (3x) last - 12/7 - 12/17	2 (9x) last - 4/1 - 4/2	9 2/26 - 3/18
1967-68	6 2/24 - 3/6	8 (2x) last - 2/3 - 2/18	3 3/10 - 3/14	4 3/9 - 3/14
1968-69	5 1/23 - 1/30	8 3/2 - 3/19	3 (2x) last - 2/12 - 2/15	8 12/5 - 12/21
1969-70	5 (2x) last - 1/30 - 2/11	14 11/17 - 12/10	3 (2x) last - 3/11 - 3/15	9 2/26 - 3/15
1970-71	7 12/11 - 12/23	11 2/20 - 3/14	3 3/18 - 3/21	4 (2x) last - 1/27 - 2/3

LONGEST TEAM STREAKS YEAR-BY-YEAR

YEAR	WINNING STREAK	POINT STREAK	LOSING STREAK	WINLESS STREAK
1971-72	7 2/20 - 3/5	16 2/6 - 3/11	2 (2x) last - 4/1 - 4/2	6 3/25 - 4/2
1972-73	10 1/19 - 2/10	16 1/7 - 2/11	4 3/24 - 3/31	5 3/24 - 4/1
1973-74	8 2/16 - 3/6	10 (2x) last - 2/10 - 3/6	4 10/20 - 10/28	4 10/20 - 10/28
1974-75	8 12/27 - 1/11	8 12/27 - 1/11	3 10/31 - 11/5	4 (2x) last - 2/16 - 2/22
1975-76	3 (2x) last - 3/27 - 3/31	7 11/30 - 12/13	4 (2x) last - 3/20 - 3/25	9 2/20 - 3/11
1976-77	3 3/19 - 3/23	9 11/22 - 12/8	4 2/26 - 3/5	5 1/5 - 1/13
1977-78	5 3/22 - 3/29	6 3/19 - 3/29	6 1/20 - 2/1	7 (2x) last - 1/20 - 2/4
1978-79	7 10/22 - 11/5	7 10/22 - 11/5	2 (7x) last - 4/6 - 4/8	4 (2x) last - 3/25 - 4/1
1979-80	5 2/24 - 3/5	7 12/1 - 12/12	3 (3x) last - 3/19 - 3/23	5 (3x) last - 3/19 - 3/28
1980-81	5 12/3 - 12/12	5 12/3 - 12/12	4 10/12 - 10/19	9 10/28 - 11/14
1981-82	5 3/17 - 3/26	9 3/8 - 3/26	3 (2x) last - 10/25 - 10/31	5 11/21 - 11/29
1982-83	5 11/17 - 11/27	7 12/30 - 1/12	4 (2x) last - 3/3 - 3/11	8 1/12 - 1/27
1983-84	5 10/5 - 10/13	6 2/4 - 2/15	4 2/29 - 3/7	5 (3x) last - 2/28 - 3/7
1984-85	4 10/20 - 10/27	4 (2x) last - 12/30 - 1/6	5 1/31 - 2/7	7 1/31 - 2/10
1985-86	6 2/8 - 2/24	6 2/8 - 2/24	4 10/12 - 10/19	4 (3x) last - 1/23 - 1/31
1986-87	4 1/31 - 2/7	6 10/15 - 10/26	4 3/15 - 3/21	5 10/25 - 11/5
1987-88	4 (2x) last - 2/25 - 3/2	7 12/26 - 1/6	8 10/28 - 11/14	9 10/26 - 11/14
1988-89	7 10/16 - 10/30	7 (2x) last - 12/23 - 1/7	5 (2x) last - 3/26 - 4/2	5 (2x) last - 2/26 - 4/2
1989-90	4 2/23 - 3/2	8 10/15 - 10/28	4 12/10 - 12/17	11 12/9 - 12/31
1990-91	6 10/20 - 10/31	10 11/7 - 11/26	8 3/7 - 3/23	8 3/7 - 3/23
1991-92	7 12/13 - 12/26	8 (2x) last - 3/11 - 3/24	3 (2x) last - 3/4 - 3/9	3 (2x) last - 3/4 - 3/9
1992-93	4 12/6 - 12/13	5 10/18 - 10/26	7 4/5 - 4/16	7 4/5 - 4/16
1993-94	7 10/30 - 11/13	14 10/24 - 11/24	3 (2x) last - 1/5 - 1/10	3 (3x) last - 3/10 - 3/14
1994-95	3 4/12 - 4/16	4 2/26 - 3/3	7 3/11 - 3/30	7 3/11 - 3/30
1995-96	4 (2x) last - 11/29 - 12/4	10 11/27 - 12/13	5 4/7 - 4/14	5 (2x) last - 4/7 - 4/14
1996-97	5 12/13 - 12/22	7 11/26 - 12/9	3 (5x) last - 2/21 - 3/1	8 2/9 - 3/1
1997-98	3 11/14 - 11/18	5 10/3 - 10/11	4 3/21 - 3/26	8 (2x) last - 3/21 - 4/4
1998-99	5 11/29 - 12/7	6 (2x) last - 11/27 - 12/27	4 (2x) last - 1/15 - 1/21	5 10/9 - 10/17
1999-00	7 1/15 - 1/25	7 1/15 - 1/25	5 3/19 - 3/27	9 3/19 - 4/9
2000-01	4 3/28 - 4/1	5 (2x) last - 2/9 - 2/19	6 12/20 - 1/4	9 12/20 - 1/13
2001-02	6 11/3 - 11/14	6 11/3 - 11/14	6 12/31 - 1/12	9 12/31 - 1/17
2002-03	3 (2x) last - 3/17 - 3/22	5 2/25 - 3/7	5 (2x) last - 1/25 - 2/5	7 1/25 - 2/8
2003-04	2 (4x) last - 12/29 - 12/30	4 11/23 - 11/28	8 3/12 - 3/25	8 3/12 - 3/25
2005-06	7 2/1 - 3/2	9 1/28 - 3/2	5 4/9 - 4/18	6 3/4 - 3/14
2006-07	5 (2x) last - 3/17 - 3/25	7 2/27 - 3/11	7 12/16 - 12/29	7 12/16 - 12/29
2007-08	5 11/8 - 11/17	13 2/9 - 3/10	3 12/3 - 12/7	5 1/2 - 1/10
2008-09	5 10/4 - 10/13	5 10/4 - 10/13	2 (7x) last - 4/2 - 4/4	5 1/28 - 2/9
2009-10	7 10/3 - 10/17	7 (2x) last - 12/31 - 1/12	5 1/21 - 1/30	5 (3x) last - 1/21 - 1/30
2010-11	5 3/12 - 3/22	7 3/12 - 3/26	6 1/25 - 2/11	6 1/25 - 2/11
2011-12	7 10/31 - 11/15	8 10/29 - 11/15	3 3/6 - 3/9	3 3/6 - 3/9
2012-13	4 2/28 - 3/7	5 2/7 - 2/17	3 3/12 - 3/16	4 2/19 - 2/26
2013-14	5 3/18 - 3/26	5 (2x) last - 3/18 - 3/26	3 (2x) last - 12/8 - 12/12	4 12/7 - 12/12
2014-15	8 12/8 - 12/27	10 2/8 - 2/26	3 10/11 - 10/14	3 (2x) last - 11/13 - 11/17
2015-16	9 10/25 - 11/15	13 10/18 - 11/15	3 (2x) last - 12/17 - 12/20	3 (5x) last - 3/27 - 4/2

LONGEST HOME TEAM STREAKS YEAR-BY-YEAR

YEAR	WINNING STREAK	POINT STREAK	LOSING STREAK	WINLESS STREAK
1926-27	3 (2x) last - 3/20 - 3/25	6 1/6 - 1/23	2 2/22 - 2/24	3 2/22 - 3/13
1927-28	3 1/22 - 1/31	4 1/22 - 2/7	2 (2x) last - 2/12 - 2/19	4 11/22 - 12/15
1928-29	5 11/25 - 12/20	5 (2x) last - 12/30 - 1/22	2 1/27 - 1/28	2 (3x) last - 3/10 - 3/14
1929-30	4 (2x) last - 1/14 - 1/28	7 1/14 - 2/13	2 2/18 - 2/23	4 2/18 - 3/11
1930-31	3 2/22 - 3/10	4 2/22 - 3/15	3 1/20 - 1/29	5 1/11 - 1/29
1931-32	8 12/13 - 1/14	8 12/13 - 1/14	2 1/28 - 2/2	3 2/16 - 2/25
1932-33	3 (2x) last - 12/25 - 1/3	6 12/25 - 1/19	3 1/22 - 1/31	4 2/9 - 3/5
1933-34	6 1/2 - 1/28	8 1/2 - 2/6	3 3/6 - 3/15	4 12/7 - 12/21
1934-35	2 (3x) last - 2/14 - 2/19	10 12/25 - 2/3	3 (2x) last - 2/28 - 3/17	4 2/24 - 3/17
1935-36	2 (4x) last - 3/12 - 3/17	8 11/19 - 12/31	3 1/2 - 1/12	4 2/16 - 3/8
1936-37	2 (3x) last - 2/18 - 2/23	9 11/19 - 1/5	3 3/7 - 3/16	4 1/28 - 2/14
1937-38	5 1/18 - 2/13	9 12/31 - 2/13	2 2/17 - 2/22	2 (3x) last - 2/17 - 2/22
1938-39	5 12/31 - 1/22	5 12/31 - 1/22	2 (2x) last - 2/26 - 3/2	4 2/26 - 3/12
1939-40	14 12/19 - 2/25	18 11/28 - 2/25	3 11/12 - 11/19	3 11/12 - 11/19
1940-41	5 2/23 - 3/16	5 (2x) last - 2/23 - 3/16	2 (3x) last - 2/13 - 2/16	2 (4x) last - 2/13 - 2/16
1941-42	6 (2x) last - 1/6 - 2/5	13 11/25 - 2/5	4 11/15 - 11/23	4 11/15 - 11/23
1942-43	2 (2x) last - 2/21 - 2/25	2 (5x) last - 3/7 - 3/14	4 1/10 - 1/31	9 12/31 - 2/18
1943-44	3 12/12 - 12/26	4 11/28 - 12/26	5 (2x) last - 12/31 - 1/13	10 1/30 - 3/19
1944-45	3 2/15 - 2/22	4 (2x) last - 2/15 - 2/25	3 (2x) last - 3/1 - 3/11	8 11/12 - 12/27
1945-46	2 1/6 - 1/13	4 (2x) last - 1/27 - 2/14	4 12/13 - 12/26	6 2/3 - 3/3
1946-47	6 1/12 - 2/19	7 1/12 - 2/23	6 2/26 - 3/16	7 2/23 - 3/16
1947-48	2 (3x) last - 2/29 - 3/2	4 12/7 - 12/17	3 3/14 - 3/21	5 1/18 - 2/18
1948-49	3 12/12 - 12/19	4 (2x) last - 12/31 - 1/9	2 (2x) last - 2/10 - 2/13	5 11/13 - 12/7
1949-50	5 (2x) last - 12/21 - 1/4	6 (3x) last - 1/29 - 2/26	4 3/12 - 3/21	5 10/29 - 11/13
1950-51	5 12/24 - 1/7	8 12/13 - 1/7	3 (2x) last - 3/14 - 3/21	6 10/25 - 11/19
1951-52	3 12/19 - 12/26	6 12/19 - 1/6	3 (2x) last - 2/27 - 3/9	5 1/9 - 2/10
1952-53	2 (2x) last - 2/25 - 3/1	3 11/19 - 11/26	2 (2x) last - 3/18 - 3/22	4 (3x) last - 3/11 - 3/22
1953-54	3 (2x) last - 1/3 - 1/10	5 11/25 - 12/9	2 (2x) last - 12/27 - 12/29	4 12/2 - 12/13
1954-55	3 10/20 - 10/27	7 12/12 - 1/2	5 2/20 - 3/6	8 12/1 - 12/26
1955-56	4 2/26-3/11	9 11/9-12/7	2 2/19-2/22	2 (5x) last-3/15-3/18
1956-57	5 2/6-2/24	8 (2x) last-2/6-3/10	5 1/6-2/2	7 10/28-11/25
1957-58	4 (2x) last-2/16-2/26	5 2/16-3/2	5 11/24-12/8	7 12/25-1/29
1958-59	3 (2x) last-12/21-12/31	4 (2x) last-2/22-3/8	4 3/11-3/22	4 (2x) last-3/11-3/22
1959-60	3 12/6-12/20	5 11/25-12/20	3 (2x) last-12/23-12/29	6 1/6-2/6
1960-61	2 (4x) last-3/1-3/5	5 2/1-2/22	3 (2x) last-12/28-1/4	5 11/27-12/21
1961-62	3 2/10-2/21	9 10/25-12/3	5 12/27-1/28	5 12/27-1/28
1962-63	2 (2x) last-3/20-3/24	4 2/6-2/20	3 (2x) last-1/27-2/3	5 (2x) last-1/6-2/3
1963-64	4 1/4-1/26	6 1/4-2/2	3 3/11-3/22	4 3/8-3/22
1964-65	3 10/28-11/11	3 10/28-11/11	4 12/16-12/29	9 11/29-1/3
1965-66	2 (3x) last-3/9-3/13	6 2/23-3/13	3 3/16-3/27	6 11/27-12/12
1966-67	4 12/7-12/21	5 10/23-11/16	3 2/26-3/8	5 2/26-3/15
1967-68	4 2/25-3/6	7 12/27-1/28	2 3/10-3/13	3 12/23-12/30
1968-69	7 1/5-2/8	18 1/5-3/30	2 12/15-12/18	4 12/8-12/18
1969-70	8 12/31-2/15	12 12/28-2/25	3 3/15-3/25	6 3/1-3/25
1970-71	9 2/10-3/14	24 10/14-1/31	1 (2x) last-3/21	3 1/27-2/3

LONGEST HOME TEAM STREAKS YEAR-BY-YEAR

YEAR	WINNING STREAK	POINT STREAK	LOSING STREAK	WINLESS STREAK
1971-72	9 11/10-12/15	18 10-17-12/29	1 (6x) last-4-2	3 (2x) last-3/26-4/4
1972-73	6 (2x) last-10/25-11/15	10 (2x) last-1/7-2/28	2 3/25-3/28	3 3/25-4/1
1973-74	7 2/6-3/10	11 (2x) last-1/6-3/10	2 (2x) last-3/14-3/20	2 (3x) last-3/27-3/31
1974-75	6 12/27-1/26	7 12/27-2/2	3 3/2-3/9	3 (2x) last-3/2-3/9
1975-76	3 3/28-4/4	4 2/29-3/17	3 2/4-2/13	5 (2x) last-2/22-3/7
1976-77	3 11/17-12/1	8 11/17-12/22	7 10/20-11/14	7 10/20-11/14
1977-78	2 (4x) last-3/27-3/29	3 (5x) last-3/8-3/15	4 1/9-2/1	6 12/28-2/1
1978-79	3 10/22-10/29	7 1/17-3/3	3 3/14-3/25	4 3/14-3/27
1979-80	8 2/20-3/16	8 2/20-3/16	2 11/21-11/25	5 11/21-12/5
1980-81	3 (2x) 2/18-2/25	6 2/18-3/8	3 (2x) last-12/22-12/31	4 3/1-3/11
1981-82	4 (2x) last-1/7-1/20	7 1/7-2/18	3 10/21-10/28	5 11/22-12/9
1982-83	7 11/17-12/15	7 11/17-12/15	4 1/16-1/30	5 1/12-1/30
1983-84	7 12/21-1/18	7 12/21-1/18	3 10/26-10/30	3 (2x) last-11/23-11/30
1984-85	4 1/24-2/17	5 1/16-2/17	3 2/21-2/28	6 11/25-12/7
1985-86	5 2/12-2/27	5 2/12-2/27	3 (2x) last-3/2-3/12	3 (4x) last-3/2-3/12
1986-87	2 (5x) last-2/15-2/17	3 (3x) last-12/23-1/5	2 (5x) last-4/1-4/5	3 (2x) last-1/5-1/9
1987-88	5 2/25-3/15	6 11/15-12/16	3 10/28-11/10	4 10/26-11/10
1988-89	6 10/16-11/9	7 10/16-11/11	2 (6x) last-3/26-4/2	3 11/11-11/21
1989-90	5 2/19-3/5	7 10/11-10/27	3 12/10-12/17	6 12/10-12/31
1990-91	8 10/8-10/31	8 10/8-10/31	2 (4x) last-3/13-3/17	3 (2x) last-1/15-2/3
1991-92	5 12/2-12/23	11 1/14-3/1	2 3/4-3/9	2 (2x) last-3/4-3/9
1992-93	4 10/12-10/21	7 12/27-2/3	7 3/24-4/14	7 3/24-4/14
1993-94	4 (3x) last-4/1-4/12	16 10/24-1/5	2 1/5-1/10	2 (3x) last-3/4-3/7
1994-95	5 4/12-4/26	5 4/12-4/26	4 3/15-4/7	4 3/15-4/7
1995-96	6 10/24-11/21	24 10/24-2/15	3 (2x) last-4/8-4/12	9 2/15-3/24
1996-97	6 12/16-1/4	7 12/16-1/6	3 11/4-11/13	4 (2x) last-1/13-2/2
1997-98	3 (2x) last-3/11-3/18	4 3/9-3/18	5 3/21-4/7	6 1/22-3/9
1998-99	3 (2x) last-2/19-2/28	5 2/19-3/8	4 1/15-2/1	5 3/10-3/21
1999-00	4 12/3-12/15	4 12/3-12/15	5 3/21-4/9	7 3/13-4/9
2000-01	3 (3x) last-1/14-1/18	3 (3x) last-1/14-1/18	4 10/16-10/27	5 12/20-1/8
2001-02	5 11/6-11/20	5 11/6-11/20	5 3/13-3/27	5 3/13-3/27
2002-03	3 (3x) last-2/14-3/1	5 2/14-3/7	4 1/19-2/5	5 12/19-1/6
2003-04	2 (3x) last-12/18-12/22	4 10/16-10/25	5 3/7-3/31	5 3/7-3/31
2005-06	5 11/19-12/5	7 12/22-1/22	3 1/3-12/20	3 12/13-12/20
2006-07	5 3/17-4/5	6 11/5-11/28	3 (3x) last - 1/20-2/5	3 (3x) last - 1/20-2/5
2007-08	5 10/29-11/8	11 2/16-4/4	2 (4x) last - 2/5-2/7	2 (4x) last - 2/5-2/7
2008-09	4 (2x) last - 3/24-4/9	4 (4x) last - 3/24-4/9	1 (11x) last - 3/22	2 (2x) last - 2/22-2/26
2009-10	4 10/3-10/14	4 (2x) last - 2/14-3/14	3 (3x) last - 1/25-2/4	5 11/30-12/16
2010-11	4 3/6-3/22	6 3/6-4/4	4 2/20-3/3	4 2/20-3/3
2011-12	7 10/31-11/29	8 10/29-11/29	2 (2x) last - 4/1-4/7	2 (4x) last - 4/1-4/7
2012-13	6 4/1-4/27	7 3/24-4/27	2 2/19-2/26	2 (2x) last - 3/21-3/24
2013-14	2 (8x) last - 4/8-4/10	5 12/22-1/12	3 (2x) last - 12/8-12/12	5 12/2-12/12
2014-15	5 (2x) last - 2/22-3/15	10 1/31-3/15	2 (2x) last - 3/24-3/29	2 (5x) last - 3/24-3/29
2015-16	9 10/19-11/23	10 (2x) last - 12/22-2/14	2 (2x) last - 3/6-3/13	2 (4x) last - 3/27-4/2

LONGEST ROAD TEAM STREAKS YEAR-BY-YEAR

YEAR	WINNING STREAK	POINT STREAK	LOSING STREAK	WINLESS STREAK
1926-27	4 1/27 - 2/12	6 1/27 - 2/27	3 12/15 - 12/26	3 12/15 - 12/26
1927-28	3 11/15 - 11/29	4 11/15 - 12/1	3 12/27 - 1/14	4 2/26 - 3/10
1928-29	2 (2x) last - 1/24 - 2/3	6 12/6 - 1/10	3 2/7 - 2/23	4 (2x) last - 2/7 - 2/28
1929-30	2 11/23 - 11/28	3 3/1 - 3/4	3 (2x) last - 1/2 - 1/12	8 1/26 - 3/8
1930-31	2 2/5 - 2/10	5 (2x) last - 1/31 - 2/15	2 12/4 - 12/6	3 (3x) last - 1/13 - 1/31
1931-32	4 11/12 - 11/29	10 11/12 - 1/3	4 3/6 - 3/22	4 3/6 - 3/22
1932-33	2 (4x) last - 2/26 - 3/12	3 (2x) last - 1/24 - 2/2	2 (3x) last - 3/16 - 3/21	4 12/13 - 1/10
1933-34	4 12/2 - 12/24	4 12/2 - 12/24	4 11/11 - 11/25	4 11/11 - 11/25
1934-35	7 1/12 - 2/12	7 1/12 - 2/12	4 11/10 - 12/4	4 11/10 - 12/4
1935-36	2 3/15 - 3/22	3 (2x) last - 3/10 - 3/22	3 1/18 - 1/26	4 (2x) last - 2/25 - 3/10
1936-37	2 (2x) last - 12/6 - 12/12	2 (3x) last - 1/26 - 2/4	4 2/11 - 3/4	4 2/11 - 3/4
1937-38	4 12/11 - 12/23	4 12/11 - 12/23	2 11/27 - 12/2	3 3/6 - 3/20
1938-39	3 (2x) last - 2/2 - 2/12	3 (3x) last - 2/2 - 2/12	1 (8x) last - 3/18	4 1/5 - 1/19
1939-40	3 1/2 - 1/13	11 11/5 - 1/13	3 2/11 - 2/22	6 2/1 - 2/22
1940-41	3 2/18 - 3/1	3 (2x) last - 2/18 - 3/1	4 12/10 - 12/28	6 12/10 - 1/4
1941-42	3 (3x) last - 1/20 - 2/3	3 (3x) last - 1/20 - 2/3	3 12/13 - 12/23	3 (2x) last - 3/3 - 3/7
1942-43	2 12/25 - 12/29	3 12/19 - 12/29	6 1/24 - 2/27	11 1/1 - 2/27
1943-44	1 (2x) last - 1/22	1 (3x) last - 3/12	10 10/30 - 12/23	11 1/23 - 3/18
1944-45	1 (4x) last - 1/24	1 (7x) last - 2/24	3 (4x) last - 3/7 - 3/10	9 1/27 - 3/10
1945-46	1 (5x) last - 3/13	3 2/16 - 2/27	7 1/12 - 2/7	12 11/28 - 2/7
1946-47	2 (4x) last - 1/22 - 1/25	2 (4x) last - 1/22 - 1/25	5 10/26 - 11/21	5 10/26 - 11/21
1947-48	3 11/19 - 11/30	6 11/19 - 12/13	5 10/19 - 11/9	8 2/4 - 3/13
1948-49	2 12/23 - 12/25	3 12/18 - 12/25	8 2/9 - 3/16	8 2/9 - 3/16
1949-50	3 2/9 - 2/23	4 2/5 - 2/23	4 1/14 - 1/25	8 1/14 - 2/5
1950-51	1 (6x) last - 3/1	3 2/4 - 2/15	3 3/10 - 3/17	10 10/19 - 11/25
1951-52	2 2/7 - 2/9	4 1/17 - 1/26	6 12/1 - 12/29	10 11/4 - 12/29
1952-53	1 (6x) last - 3/7	3 12/20 - 1/8	6 10/30 - 11/27	16 10/9 - 12/20
1953-54	2 (4x) last - 3/13 - 3/20	3 1/28 - 2/4	8 11/15 - 12/26	9 11/8 - 12/26
1954-55	1 (7x) last - 3/12	3 1/23 - 1/29	9 11/27 - 1/8	11 11/20 - 1/8
1955-56	2 (5x) last - 1/28 - 1/29	3 (2x) last - 1/14 - 1/17	7 2/4 - 3/3	7 2/4 - 3/3
1956-57	2 (2x) last - 1/26 - 1/27	3 (2x) last - 3/2 - 3/9	5 10/14 - 11/8	6 10/14 - 11/8
1957-58	3 (2x) last - 3/12 - 3/22	9 2/8 - 3/22	3 1/25 - 2/2	4 12/7 - 12/19
1958-59	3 1/26 - 2/5	3 (2x) last - 1/26 - 2/5	3 (2x) last - 2/8 - 2/18	7 10/8 - 11/4
1959-60	1 (7x) last - 3/12	2 (2x) last - 3/10 - 3/12	5 1/14 - 1/23	7 (2x) last - 1/14 - 1/30
1960-61	2 12/4 - 12/10	4 1/12 - 1/18	10 2/8 - 3/15	10 2/8 - 3/15
1961-62	2 12/25 - 1/1	2 (4x) last - 12/25 - 1/1	7 1/3 - 1/27	7 1/3 - 1/27
1962-63	2 2/26 - 2/28	2 (4x) last - 2/26 - 2/28	4 1/10 - 2/23	6 12/22 - 1/13
1963-64	2 1/1 - 1/9	2 (2x) last - 1/25 - 1/30	7 10/26 - 11/28	13 10/26 - 12/25
1964-65	2 (2x) last - 2/27 - 3/4	3 (3x) last - 1/16 - 1/23	7 1/24 - 2/24	8 1/23 - 2/24
1965-66	2 10/30 - 11/6	3 10/30 - 11/11	9 1/19 - 2/13	11 11/20 - 1/15
1966-67	2 (3x) last - 2/19 - 2/25	6 11/12 - 12/17	3 1/21 - 1/28	7 3/1 - 4/1
1967-68	4 2/15 - 2/29	8 2/3 - 3/9	4 (2x) last - 12/7 - 12/16	4 (2x) last - 12/7 - 12/16
1968-69	3 (2x) last - 3/6 - 3/19	4 3/5 - 3/19	6 2/1 - 3/1	7 (2x) last - 2/1 - 3/5
1969-70	3 11/7 - 11/15	5 11/7 - 11/22	3 3/6 - 3/14	8 2/13 - 3/14
1970-71	4 1/2 - 1/12	4 (3x) last - 2/20 - 3/10	3 2/9 - 2/17	4 1/15 - 1/30

LONGEST ROAD TEAM STREAKS YEAR-BY-YEAR

YEAR	WINNING STREAK	POINT STREAK	LOSING STREAK	WINLESS STREAK
1971-72	3 (4x) last-2/22-3/11	8 10/9-11/6	2 11/20-11/27	3 3/23-4/1
1972-73	5 1/19-2/10	10 12/20-2/10	3 10/7-10/14	4 11/23-12/1
1973-74	4 2/16-3/2	5 2/14-3/2	4 12/23-1/10	7 10/20-11/15
1974-75	4 12/30-1/11	4 12/30-1/11	5 3/11-3/29	6 3/11-4/3
1975-76	3 12/5-12/13	4 12/4-12/13	4 (4x) last-3/16-3/25	4 (4x) last-3/16-3/25
1976-77	1 (12x) last-3/19	5 11/22-12/4	4 (2x) last-2/26-3/12	5 (2x) last-1/19-2/3
1977-78	3 3/22-3/25	4 3/19-3/25	4 4/1-4/8	7 1/20-2/22
1978-79	7 10/28-11/29	7 10/28-11/29	3 (3x) last-3/28-4/6	3 (3x) last-3/28-4/6
1979-80	4 12/1-12/12	4 12/1-12/12	5 10/20-11/3	5 10/20-11/3
1980-81	4 (2x) last-1/23-1/31	4 (2x) last-1/23-1/31	7 2/5-3/10	10 10/18-11/22
1981-82	4 (2x) last-3/11-3/26	8 12/2-1/15	3 10/9-10/17	3 (4x) last-2/4-2/10
1982-83	2 (3x) last-3/29-3/31	3 1/29-2/5	4 10/16-11/5	6 (2x) last-11/28-12/26
1983-84	2 (4x) last-3/9-3/10	5 2/4-2/11	3 2/29-3/7	8 2/9-3/7
1984-85	3 10/20-10/27	3 10/20-10/27	7 1/19-2/7	9 1/19-2/10
1985-86	4 1/14-1/22	5 1/14-1/27	4 10/12-11/2	4 10/12-11/2
1986-87	2 (4x) last-3/12-3/14	3 10/15-10/25	3 11/9-11/19	3 (4x) last-1/19-1/23
1987-88	3 1/22-1/30	4 1/22-2/2	6 10/31-11/19	6 10/31-11/19
1988-89	4 1/18-1/23	8 12/23-1/23	7 3/3-4/1	7 3/3-4/1
1989-90	2 (4x) last-2/13-2/16	4 2/13-2/23	6 12/16-1/6	8 12/2-1/6
1990-91	3 2/28-1/5	6 11/9-11/24	7 3/7-3/30	6 1/30-2/28
1991-92	4 (2x) last-1/23-2/1	5 1/22-2/1	3 2/7-2/20	3 2/7-2/20
1992-93	3 3/11-4/4	4 12/11-12/21	6 12/26-1/16	7 12/26-1/19
1993-94	6 10/30-11/24	6 10/30-11/24	2 (4x) last-3/12-3/14	4 3/10-3/22
1994-95	4 2/20-3/1	4 2/20-3/1	5 3/5-3/25	5 3/5-3/25
1995-96	3 (2x) last-12/21-12/30	5 10/14-10/31	3 4/4-4/14	3 (3x) last-4/4-4/14
1996-97	5 11/26-12/21	5 11/26-12/21	3 (5x) last-3/27-4/4	7 2/9-3/1
1997-98	2 2/26-3/4	3 (3x) last-2/7-3/4/98	5 3/7-3/26	7 3/7-4/4
1998-99	3 3/4-3/14	3 3/4-3/14	3 12/11-12/19	5 10/9-11/7
1999-00	5 1/15-1/25	5 1/15-1/25	2 (4x) last-3/19-3/26	7 11/26-1/2
2000-01	4 3/29-4/5	4 3/29-4/5	5 (2x) last-12/15-1/13	12 11/24-1/20
2001-02	4 3/30-4/6	4 3/30-4/6	7 12/31-1/17	7 12/31-1/17
2002-03	4 1/11-1/23	4 1/11-1/23	3 (2x) last-12/5-12/21	7 11/16-12/21
2003-04	2 (2x) last-12/29-12/30	3 11/25-11/28	5 3/12-3/21	5 (2x) last-3/12-3/21
2005-06	6 1/19-3/2	6 1/19-3/2	3 (2x) last - 4/9-4/15	6 3/4-3/25
2006-07	4 11/1-11/10	5 (2x) last 3/8-3/25	5 12/16-12/29	5 12/16-12/29
2007-08	5 11/10-11/21	10 1/31-3/10	3 10/6-10/18	6 (2x) last-1/2-1/29
2008-09	3 1/10-1/16	5 10/4-10/27	5 1/18-2/9	9 1/18-2/21
2009-10	4 12/17-12/31	8 12/5-1/9	4 1/16-1/30	4 (2x) last - 11/6 - 1/30
2010-11	4 11/26-12/9	4 4/26-12/9	4 2/5-2/18	4 2/5-2/18
2011-12	4 3/24-4/3	5 1/21-2/14	3 3/6-3/9	4 3/2-3/9
2012-13	2 (2x) last-3/19-3/26	2 (2x) last-4/5-4/6	3 3/12-3/16	3 3/28-4/5
2013-14	6 (2x) last - 1/4-2/7	6 (2x) last - 1/4-2/7	3 10/8-10/12	3 10/8-10/12
2014-15	6 3/8-3/26	7 3/4-3/26	2 (2x) last - 1/27-2/7	4 10/25-11/26
2015-16	3 (2x) last - 2/6-2/18	5 3/4-3/17	3 12/17-12/28	8 11/27-12/28

RANGERS VS. NHL YEAR-BY-YEAR

NASHVILLE	NEW JERSEY**	NY ISLANDERS	OTTAWA	PHILADELPHIA	PITTSBURGH	ST. LOUIS	SAN JOSE	TAMPA BAY	TORONTO	VANCOUVER	WASHINGTON	WINNIPEG*	DEFUNCT*	TOTALS				
														W	L	T		
11	0	12	1	0	3	1	2	1	0	3	1	1	2	0	46	27	9	
11	0	4	0	2	3	0	2	1	0	3	1	0	3	1	53	22	7	
11	0	2	2	1	3	2	0	2	1	0	2	2	0	1	45	31	6	
	3	1	0	3	0	1	0	2	1	0		2	0	1	26	18	4	
10	0	3	2	1	4	1	1	2	1	0	1	0	2	2	41	18	5	
10	0	4	2	0	4	2	0	2	1	2	4	1	1	1	44	33	5	
01	0	3	2	1	3	2	1	1	4	1	0	2	0	1	38	33	11	
10	0	3	3	0	5	1	0	2	2	4	3	0	0	1	43	30	9	
	7	0	1	3	3	2	1	3	0	5	1	2	3	0	42	27	13	
01	0	3	3	2	3	4	1	1	3	0	6	2	0	3	42	30	10	
10	0	4	3	1	5	2	1	1	3	0	4	2	0	2	44	26	12	
01	0	1	1	4	1	6	0	1	3	0	1	3	0	1	27	40	7	
10	1	0	2	3	2	1	0	3	0	1	2	2	0	1	32	36	10	
01	0	1	3	1	2	3	0	2	1	1	0	1	0	3	36	34	4	
01	0	1	1	2	2	3	2	0	2	0	1	0	0	2	33	43	5	
10	0	0	3	2	2	1	0	4	0	1	0	0	0	0	29	41	12	
2	0	0	5	0	0	1	2	2	1	1	1	1	3	1	33	38	11	
	0	4	2	1	3	1	1	2	1	1	1	1	1	1	25	39	18	
	2	1	2	2	1	2	2	0	3	2	0	0	2	3	38	34	10	
	1	2	2	5	1	0	3	1	1	2	0	0	2	0	41	27	14	
	1	3	1	3	0	3	0	2	0	3	0	1	2	0	22	23	3	
	6	0	0	1	2	2	4	0	3	1	1	2	0	0	52	24	8	
	2	4	1	2	4	1	3	0	0	1	1	1	4	5	34	39	11	
	4	3	0	2	4	1	6	1	0	5	2	0	1	0	50	25	5	
	3	2	2	4	1	3	2	2	4	1	1	1	4	2	36	31	13	
	3	3	1	3	2	2	5	2	0	1	1	3	0	4	36	31	13	
	3	4	0	5	2	0	3	1	3	1	0	0	3	0	37	35	8	
	4	3	0	2	2	3	1	2	3	0	0	0	3	0	36	34	10	
	3	4	0	3	3	1	4	3	2	1	2	1	0	0	34	38	8	
	5	2	0	3	3	1	1	6	0	2	1	0	3	1	36	38	6	
	5	2	0	3	4	0	7	0	4	3	2	0	1	0	26	44	10	
	5	1	1	4	3	0	4	3	0	5	2	0	2	1	42	29	9	
	3	3	1	3	4	0	3	4	0	5	1	2	0	1	35	35	10	
	2	0	1	2	6	0	4	2	1	4	3	1	2	0	39	27	14	
	1	3	0	2	2	0	1	1	2	1	1	2	2	0	30	36	14	
	1	1	2	2	0	1	2	1	2	0	4	0	2	0	38	32	10	
	4	1	0	3	5	0	2	3	2	2	0	3	2	0	40	29	11	
	2	2	1	2	4	0	0	4	2	2	4	0	1	2	38	32	10	
	3	1	1	1	4	1	0	2	4	1	2	2	2	0	31	1	14	
	4	1	0	2	4	0	1	5	0	1	3	0	2	0	1	30	37	13
	4	0	1	1	4	1	1	5	0	1	3	2	2	0	3	0	1	
	4	0	1	3	2	1	2	1	1	3	2	0	2	0	1	30	42	9
	4	0	1	3	2	1	3	1	1	2	1	1	1	1	2	0	2	14
	4	1	0	4	1	0	3	1	1	2	2	4	1	1	5	0	0	
	6	0	0	4	1	0	4	0	1	3	2	0	0	0	3	1	1	
															4	1	1	
															4	1	1	
															3	2	1	
															4	8	17	
															4	9	18	

- ** The New Jersey Devils totals include the record of the Kansas City Scouts from 1974-75 - 1975-76 and the Colorado Rockies from 1976-77 - 1981-82.
- * The Winnipeg Jets totals include the record of the Atlanta Thrashers from 1999-00 - 2010-11.
- + Defunct teams include Brooklyn and New York Americans, Cleveland Barons, California Golden Seals, Montreal Maroons, original Ottawa Senators from 1926-27 - 1933-34, Philadelphia Quakers, Pittsburgh Pirates and St. Louis Eagles.
- For the 1999-00 season, the NHL awarded teams one point for a regulation tie (RT.) Beginning with the 2000-01, the NHL amended the rule, awarding teams one point for an overtime loss (OTL.) During the 2005-06 season, the NHL instituted the shootout to follow a scoreless five-minute overtime to eliminate ties. The winning team in the shootout gains two points and a win in the standings, while the losing team receives one point, recorded as an "OT" in the standings.

RANGERS VS. NHL YEAR-BY-YEAR

YEAR	ANAHEIM	ARIZONA ⁻⁻⁻	BOSTON	BUFFALO	CALGARY [#]	CAROLINA ^{##}	CHICAGO	COLORADO ^{###}	COLUMBUS	DALLAS ⁻	DETROIT ^{**}	EDMONTON	FLORIDA	LOS ANGELES	MINNESOTA	MONTREAL
1969-70		4 4 0					1 4 3			3 1 2	4 2 2			4 1 1		3 4 1
1968-69		3 3 2					3 4 1			5 1 0	3 4 1			3 3 0		4 3 1
1967-68		2 6 2					4 3 3			2 0 2	5 3 2			2 2 0		4 4 2
1966-67		8 2 4					5 7 2				7 7 0					5 7 2
1965-66		6 7 1					4 9 1				3 7 4					2 12 0
1964-65		8 5 1					3 9 2				2 10 2					2 10 2
1963-64		7 5 2					3 9 2				6 6 2					3 10 1
1962-63		7 4 3					2 10 2				3 9 2					5 5 4
1961-62		10 2 2					6 7 1				5 6 3					1 8 5
1960-61		9 3 2					4 7 3				5 7 2					2 11 1
1959-60		4 8 2					1 11 2				4 4 6					6 6 2
1958-59		5 6 3					4 7 3				7 6 1					5 8 1
1957-58		5 6 3					9 4 1				5 4 5					6 6 2
1956-57		8 5 1					7 1 6				3 10 1					5 8 1
1955-56		5 7 2					10 3 1				6 5 3					2 8 4
1954-55		4 5 5					4 5 5				2 9 3					3 10 1
1953-54		7 7 0					9 3 2				5 6 3					5 9 0
1952-53		7 5 2					3 10 1				3 7 4					2 7 5
1951-52		6 4 4					7 5 2				3 9 2					4 9 1
1950-51		2 4 8					9 2 3				3 8 3					3 5 6
1949-50		5 5 4					9 4 1				5 7 2					5 7 2
1948-49		2 8 2					5 6 1				4 7 1					4 5 3
1947-48		3 7 2					4 6 2				4 5 3					7 3 2
1946-47		2 8 2					8 4 0				3 6 3					5 6 1
1945-46		3 6 1					2 5 3				4 4 2					1 8 1
1944-45		3 4 3					3 3 4				2 6 2					1 9 0
1943-44		2 7 1					1 7 2				1 8 1					0 9 1
1942-43		2 8 0					4 4 2				1 7 2					2 6 2
1941-42		4 4 0					6 2 0				7 1 0					4 4 0
1940-41		2 4 2					3 4 1				2 3 3					5 2 1
1939-40		4 2 2					4 4 0				3 2 3					6 1 1
1938-39		3 5 0					4 3 1				6 2 0					4 1 3
1937-38		3 5 0					4 3 1				6 1 1					1 3 2
1936-37		2 3 3					3 4 1				1 5 2					2 4 1
1935-36		6 2 0					2 5 1				1 4 3					2 1 3
1934-35		1 3 2					1 3 2				4 2 0					2 3 0
1933-34		3 2 1					3 2 1				3 3 0					3 2 1
1932-33		3 3 0					2 2 2				2 4 0					4 1 1
1931-32		4 2 2					5 1 2				3 3 2					2 3 1
1930-31		0 4 2					1 4 1				3 2 1					2 2 0
1929-30		0 5 1					3 1 2				1 2 3					1 2 1
1928-29		1 5 0					4 0 2				4 1 1					1 1 2
1927-28		1 2 3					4 2 0				3 2 1					0 4 0
1926-27		3 2 1					4 2 0				3 1 2					3 1 0
TOTALS	14-15-11	43-25-6-0	252-289-97-2	70-74-25-5	43-54-15-1	73-50-7-2	240-245-99-2	37-32-7-6	14-8-1-1	73-39-22-2	217-281-103-3	29-30-9-2	50-29-6-4	67-45-16-3	13-7-0-0	194-328-94-4

--- The Arizona Coyotes totals include the record of the Winnipeg Jets from 1979-80 - 1995-96 and the Phoenix Coyotes from 1996-97 - 2013-14.

The Calgary Flames totals include the record of the Atlanta Flames from 1979-80.

The Carolina Hurricanes totals include the record of the Hartford Whalers from 1979-80 - 1996-97.

The Colorado Avalanche totals include the record of the Quebec Nordiques from 1979-80 - 1994-95.

- The Dallas Stars totals include the record of the Minnesota North Stars from 1967-68 - 1992-93.

** The Detroit Red Wings totals include the records of the Detroit Cougars and Detroit Falcons.

RANGERS VS. NHL YEAR-BY-YEAR

NASHVILLE	NEW JERSEY**	NY ISLANDERS	OTTAWA	PHILADELPHIA	PITTSBURGH	ST. LOUIS	SAN JOSE	TAMPA BAY	TORONTO	VANCOUVER	WASHINGTON	WINNIPEG*	DEFUNCT*	TOTALS		
														W	L	T
				0 0 6	4 1 1	4 2 0			6 2 0				5 1 0	38 22 16		
				3 1 2	5 1 0	3 1 2			4 4 0				5 1 0	41 26 9		
				3 1 0	3 0 1	3 1 0			7 3 0				4 0 0	39 23 12		
									5 5 4					30 28 12		
									3 6 5					18 41 11		
									5 4 5					20 38 12		
									3 8 3					22 38 10		
									5 8 1					22 36 12		
									4 9 1					26 32 12		
									2 10 2					22 38 10		
									2 9 3					17 38 15		
									5 5 4					26 32 12		
									7 5 2					32 25 13		
									3 6 5					26 30 14		
									9 5 0					32 28 10		
									4 6 4					17 35 18		
									3 6 5					29 31 10		
									2 8 4					17 37 16		
									3 7 4					23 34 13		
									3 10 1					20 29 21		
									4 8 2					28 31 11		
									3 5 4					18 31 11		
									3 5 4					21 26 13		
									4 8 0					22 32 6		
									3 5 2					13 28 9		
									2 7 1					11 29 10		
									2 8 0					6 39 5		
									2 6 2					11 31 8		
									3 4 1				5 2 1	29 17 2		
									3 5 0				6 1 1	21 19 8		
									4 1 3				6 1 1	27 11 10		
									4 3 1				5 2 1	26 16 6		
									4 2 0				9 1 2	27 15 6		
									5 1 0				6 3 2	19 20 9		
									1 3 2				7 2 3	19 17 12		
									4 2 0				10 7 2	22 20 6		
									0 3 3				9 7 2	21 19 8		
									2 4 0				10 2 5	23 17 8		
									2 4 0				7 4 1	23 17 8		
									1 2 1				12 2 4	19 16 9		
									0 3 1				12 4 2	17 17 10		
									3 1 0				8 5 5	21 13 10		
									2 2 0				9 4 5	19 16 9		
									2 1 1				10 6 2	25 13 6		

11-81-2 111-89-27-8 124-107-19-8 39-40-3-4 127-113-37-8 124-107-23-12 78-42-16-1 23-9-3-0 45-35-5-7 228-275-95-7 77-31-8-1 94-91-18-7 26-20-1-10 169-64-45-2,706-2,562-808-113

- ** The New Jersey Devils totals include the record of the Kansas City Scouts from 1974-75 - 1975-76 and the Colorado Rockies from 1976-77 - 1981-82.
- * The Winnipeg Jets totals include the record of the Atlanta Thrashers from 1999-00 - 2010-11.
- * Defunct teams include Brooklyn and New York Americans, Cleveland Barons, California Golden Seals, Montreal Maroons, original Ottawa Senators from 1926-27 - 1933-34, Philadelphia Quakers, Pittsburgh Pirates and St. Louis Eagles.
- * For the 1999-00 season, the NHL awarded teams one point for a regulation tie (RT.) Beginning with the 2000-01, the NHL amended the rule, awarding teams one point for an overtime loss (OTL.) During the 2005-06 season, the NHL instituted the shootout to follow a scoreless five-minute overtime to eliminate ties. The winning team in the shootout gains two points and a win in the standings, while the losing team receives one point, recorded as an "OT" in the standings.

LAST 20 GAME RESULTS VS. NHL

TEAM	1	2	3	4	5	6	7	8	9	10
ANAHEIM	2-1 (3/16/16)	3-2 (12/22/15)	7-2 (3/22/15)	4-1 (1/7/15)	1-2 (11/4/13)	0-6 (10/10/13)	2-1 (11/3/11)	1-2 (10/8/11)	2-5 (3/9/11)	3-0 (10/11/09)
ARIZONA	4-1 (11/7/15)	4-1 (10/22/15)	4-3 (2/26/15)	5-1 (2/14/15)	4-3 (3/24/14)	1-4 (10/3/13)	2-1 (1/10/12)	3-2 (12/17/11)	4-3 (12/16/10)	2-3 (1/30/10)
BOSTON	5-2 (3/23/16)	2-1 (1/11/16)	3-4 (11/27/15)	2-4 (3/28/15)	3-2 (2/4/15)	0-3 (1/15/15)	3-6 (3/2/14)	2-3 (11/29/13)	1-2 (11/19/13)	4-3 (2/12/13)
BUFFALO	3-4 (4/2/16)	4-2 (3/8/16)	6-3 (1/25/16)	2-0 (3/14/15)	3-1 (2/20/15)	6-1 (1/3/15)	2-1 (4/10/14)	3-1 (12/5/13)	2-0 (10/3/13)	8-4 (4/19/13)
CALGARY	4-5 (12/12/15)	4-1 (10/25/15)	1-0 (2/24/15)	5-2 (12/16/14)	3-4 (3/28/14)	4-3 (12/15/13)	3-2 (10/20/11)	2-1 (11/22/10)	1-3 (11/7/09)	0-3 (12/7/08)
CAROLINA	3-4 (3/31/16)	4-1 (1/22/16)	4-3 (11/30/15)	3-0 (11/10/15)	3-2 (3/21/15)	4-1 (1/31/15)	1-0 (12/21/14)	3-2 (12/20/14)	2-1 (10/16/14)	4-1 (4/8/14)
CHICAGO	3-5 (2/17/16)	3-2 (10/7/15)	0-1 (3/18/15)	1-0 (3/8/15)	2-1 (2/27/14)	3-2 (1/8/14)	3-4 (3/9/12)	2-4 (16/16/12)	3-2 (11/1/10)	1-2 (12/9/09)
COLORADO	1-2 (12/3/15)	2-1 (11/6/15)	6-3 (2/12/15)	3-4 (11/13/14)	2-3 (4/3/14)	5-1 (2/4/14)	1-3 (3/17/12)	1-5 (11/19/10)	1-3 (10/18/10)	3-1 (1/31/10)
COLUMBUS	4-2 (4/4/16)	2-1 (2/29/16)	5-2 (10/10/15)	4-2 (10/9/15)	4-3 (4/6/15)	4-3 (2/22/15)	2-1 (1/16/15)	2-5 (10/11/14)	3-1 (3/21/14)	3-4 (1/6/14)
DALLAS	3-2 (2/27/16)	6-2 (1/5/16)	2-3 (2/8/15)	2-3 (12/29/14)	3-2 (1/10/14)	3-2 (11/21/13)	0-1 (12/13/11)	3-2 (1/7/11)	5-2 (1/6/10)	2-10 (2/6/09)
DETROIT	3-2 (4/9/16)	2-3 (3/12/16)	1-0 (2/21/16)	1-2 (3/4/15)	2-3 (12/6/14)	4-3 (11/5/14)	3-0 (3/9/14)	1-0 (1/16/14)	3-2 (10/26/13)	2-1 (3/21/12)
EDMONTON	4-2 (12/15/15)	5-7 (12/11/15)	2-0 (12/14/14)	1-3 (11/9/14)	5-0 (3/30/14)	1-2 (2/6/14)	0-2 (10/22/11)	8-2 (11/14/10)	4-2 (11/5/09)	2-3 (11/10/08)
FLORIDA	4-2 (3/21/16)	0-3 (1/2/16)	5-4 (11/21/15)	2-1 (3/15/15)	6-3 (2/2/15)	5-2 (12/31/14)	2-1 (12/31/13)	5-2 (11/27/13)	4-3 (11/10/13)	2-3 (4/23/13)
LOS ANGELES	3-4 (3/17/16)	4-5 (2/12/16)	2-4 (3/24/15)	4-3 (1/8/15)	0-1 (11/17/13)	3-1 (10/7/13)	2-3 (10/7/11)	4-3 (2/17/11)	1-2 (2/2/10)	4-2 (10/14/09)
MINNESOTA	4-2 (2/4/16)	2-5 (12/17/15)	3-2 (4/2/15)	5-4 (10/27/14)	1-2 (3/13/14)	4-1 (12/22/13)	3-2 (3/27/12)	1-3 (3/3/11)	5-2 (11/20/10)	2-3 (10/30/09)
MONTREAL	5-2 (3/26/16)	1-5 (11/25/15)	0-3 (10/15/15)	0-1 (1/29/15)	5-0 (11/23/14)	1-3 (10/25/14)	0-1 (4/12/14)	1-0 (11/16/13)	0-2 (10/28/13)	0-3 (3/30/13)
NASHVILLE	3-5 (12/28/15)	3-0 (11/23/15)	4-1 (3/2/15)	2-3 (2/7/15)	1-4 (12/10/13)	2-0 (11/23/13)	3-0 (1/17/12)	2-1 (11/27/10)	1-2 (2/10/10)	4-2 (13/12/09)
NEW JERSEY	2-5 (2/23/16)	2-1 (2/8/16)	2-3 (2/2/16)	1-2 (10/18/15)	4-2 (4/7/15)	6-1 (4/4/15)	3-1 (12/27/14)	4-3 (10/21/14)	2-0 (3/22/14)	7-3 (1/26/14)
NY ISLANDERS	1-4 (4/7/16)	4-6 (3/6/16)	1-3 (1/14/16)	1-2 (12/2/15)	2-1 (3/10/15)	6-5 (2/16/15)	1-4 (1/27/15)	0-3 (1/13/15)	3-6 (10/14/14)	4-1 (1/31/14)
OTTAWA	0-3 (1/24/16)	4-1 (12/6/15)	2-1 (11/14/15)	0-3 (4/9/15)	5-1 (3/26/15)	3-2 (1/20/15)	2-3 (4/5/14)	8-4 (3/18/14)	4-1 (1/18/14)	0-3 (3/28/13)
PHILADELPHIA	3-1 (2/14/16)	3-2 (2/6/16)	3-2 (1/16/16)	0-3 (11/28/15)	2-3 (10/24/15)	2-4 (2/28/15)	5-2 (11/29/14)	3-0 (11/28/14)	2-0 (11/19/14)	3-1 (3/26/14)
PITTSBURGH	2-3 (3/27/16)	3-5 (3/13/16)	1-4 (3/3/16)	3-0 (2/10/16)	5-2 (1/18/15)	4-3 (12/8/14)	2-3 (11/15/14)	5-0 (11/11/14)	4-3 (2/7/14)	2-5 (1/3/14)
ST. LOUIS	2-1 (2/25/16)	6-3 (11/12/15)	3-4 (11/3/14)	3-2 (10/9/14)	1-2 (1/23/14)	3-5 (10/12/13)	1-4 (12/15/11)	2-1 (1/8/11)	0-2 (11/7/10)	3-4 (3/18/10)
SAN JOSE	1-4 (3/19/16)	4-0 (10/19/15)	3-1 (1/10/15)	4-0 (10/19/14)	0-1 (3/16/14)	2-9 (10/8/13)	5-2 (10/31/11)	3-2 (3/12/11)	3-7 (10/19/09)	2-3 (12/20/08)
TAMPA BAY	3-2 (4/5/16)	5-2 (12/30/15)	1-2 (11/19/15)	3-6 (12/1/14)	3-4 (11/26/14)	1-5 (11/17/14)	1-2 (1/14/14)	4-3 (12/19/13)	0-5 (11/25/13)	4-1 (2/28/13)
TORONTO	4-2 (2/18/16)	4-3 (11/15/15)	3-1 (10/30/15)	5-4 (2/10/15)	4-5 (11/8/14)	3-6 (10/12/14)	2-3 (3/5/14)	7-1 (1/4/14)	2-1 (12/23/13)	3-2 (4/10/13)
VANCOUVER	3-2 (1/19/16)	1-2 (12/9/15)	4-5 (2/19/15)	5-1 (12/13/14)	3-1 (4/1/14)	5-2 (11/30/13)	4-0 (10/18/11)	1-0 (1/13/11)	1-4 (11/3/09)	3-6 (11/19/08)
WASHINGTON	3-2 (3/4/16)	2-5 (1/17/16)	3-4 (1/9/16)	3-7 (12/20/15)	5-2 (11/3/15)	4-2 (4/11/15)	2-5 (3/29/15)	3-1 (3/11/15)	4-2 (12/23/14)	4-1 (1/19/14)
WINNIPEG	2-5 (12/18/15)	1-4 (10/13/15)	3-2 (3/3/15)	0-1 (11/1/14)	4-2 (3/14/14)	2-5 (12/2/13)	4-2 (4/1/13)	1-3 (3/14/13)	3-4 (2/26/13)	4-2 (3/28/12)

LAST 20 GAME RESULTS VS. NHL

11	12	13	14	15	16	17	18	19	20	TEAM
4-2 (1/20/09)	3-1 (12/16/08)	1-4 (2/7/08)	4-3 (1/11/06)	1-3 (10/28/03)	6-2 (2/21/03)	3-2 (11/19/02)	2-3 (11/25/01)	4-6 (12/15/00)	3-4 (10/16/00)	ANAHEIM
5-2 (10/26/09)	4-1 (11/24/08)	1-5 (12/16/07)	7-3 (10/28/06)	3-2 (12/29/03)	3-2 (10/28/02)	0-5 (12/31/01)	1-3 (1/4/01)	0-2 (11/2/00)	2-2 (12/28/99)	ARIZONA
4-3 (1/23/13)	1-3 (1/19/13)	1-2 (4/1/12)	4-3 (3/4/12)	3-0 (2/14/12)	3-2 (1/21/12)	5-3 (4/4/11)	1-0 (3/26/11)	2-3 (11/17/10)	3-2 (10/23/10)	BOSTON
1-3 (3/12/13)	3-2 (3/3/13)	1-4 (3/23/12)	3-2 (2/25/12)	1-0 (2/1/12)	4-1 (12/10/11)	0-1 (3/30/11)	2-3 (3/1/11)	3-2 (11/11/10)	6-3 (10/9/10)	BUFFALO
3-4 (1/2/08)	4-2 (1/10/06)	0-5 (1/5/04)	2-1 (1/14/02)	1-0 (11/7/02)	3-5 (3/4/02)	5-4 (11/8/00)	3-2 (12/6/99)	2-6 (2/22/99)	5-2 (12/14/98)	CALGARY
1-3 (3/11/14)	4-2 (3/7/14)	5-1 (11/2/13)	4-3 (4/25/13)	4-1 (4/6/13)	2-1 (3/18/13)	4-2 (3/13/12)	3-2 (3/1/12)	5-3 (12/1/11)	5-1 (11/11/11)	CAROLINA
3-2 (11/6/09)	4-2 (10/10/08)	2-1 (2/18/07)	1-2 (12/7/05)	2-2 (11/6/03)	3-4 (12/11/02)	1-5 (3/7/02)	4-2 (2/19/01)	4-2 (10/18/00)	3-1 (11/7/99)	CHICAGO
6-1 (2/28/09)	3-4 (12/21/07)	1-2 (12/18/05)	3-4 (11/20/03)	2-3 (11/2/03)	1-4 (2/23/03)	3-4 (1/30/03)	2-3 (1/3/02)	5-3 (11/20/01)	3-6 (12/3/00)	COLORADO
2-4 (12/12/13)	4-2 (11/7/13)	3-2 (2/19/12)	1-3 (12/11/10)	7-4 (11/23/09)	3-1 (10/24/08)	2-3 (2/24/07)	3-4 (1/16/06)	0-5 (10/11/03)	5-3 (12/3/02)	COLUMBUS
1-2 (10/20/08)	2-3 (11/25/07)	5-2 (12/14/06)	3-0 (11/4/03)	3-3 (11/29/02)	2-4 (2/13/02)	4-2 (10/29/01)	1-2 (1/8/01)	1-6 (12/3/00)	3-4 (3/13/00)	DALLAS
2-3 (2/7/11)	1-3 (12/6/09)	4-5 (10/18/08)	3-4 (2/5/07)	3-4 (1/14/06)	3-1 (10/25/03)	2-3 (12/21/02)	3-5 (3/17/02)	1-3 (2/6/02)	0-6 (3/24/01)	DETROIT
2-3 (1/5/08)	5-4 (1/12/06)	4-5 (11/10/03)	5-2 (11/5/02)	1-4 (1/2/02)	4-3 (11/5/00)	2-1 (12/8/99)	1-1 (10/1/99)	2-1 (2/21/99)	3-2 (10/20/98)	EDMONTON
6-1 (4/18/13)	1-3 (3/21/13)	3-2 (1/5/12)	4-1 (12/30/11)	6-1 (12/11/11)	1-2 (11/23/11)	1-0 (3/22/11)	3-4 (1/25/11)	0-3 (1/2/11)	3-0 (11/26/10)	FLORIDA
3-2 (12/17/08)	2-4 (2/5/08)	1-4 (10/30/06)	3-2 (12/30/03)	2-6 (10/25/02)	0-4 (1/9/02)	5-4 (12/29/01)	5-5 (12/14/00)	7-6 (11/28/00)	1-3 (3/9/00)	LOS ANGELES
2-1 (3/24/09)	3-6 (12/20/07)	3-1 (12/5/05)	3-4 (2/4/04)	3-5 (10/10/03)	4-2 (2/19/03)	3-2 (3/5/02)	3-1 (11/6/01)	4-2 (1/14/01)	3-2 (11/15/00)	MINNESOTA
0-3 (2/23/13)	1-3 (2/19/13)	4-1 (3/30/12)	1-4 (1/15/12)	0-4 (11/19/11)	5-3 (11/5/11)	6-3 (3/18/11)	0-2 (2/5/11)	2-3 (1/15/11)	1-2 (1/11/11)	MONTREAL
0-3 (10/18/06)	5-1 (12/8/05)	2-4 (3/25/04)	1-2 (12/28/04)	4-2 (1/23/03)	2-2 (11/19/02)	2-4 (12/12/01)	2-5 (3/4/01)	2-3 (12/23/00)	5-1 (1/31/00)	NASHVILLE
3-4 (12/7/13)	2-3 (11/12/13)	0-4 (10/19/13)	4-0 (4/27/13)	4-1 (4/21/13)	3-2 (3/19/13)	1-3 (2/5/13)	4-2 (3/19/12)	1-4 (3/6/12)	2-0 (2/27/12)	NEW JERSEY
2-1 (1/29/14)	3-5 (1/21/14)	3-5 (12/20/13)	3-2 (10/29/13)	1-0 (4/13/13)	2-1 (3/7/13)	3-4 (2/14/13)	4-1 (2/7/13)	4-3 (3/11/12)	3-4 (2/24/12)	NY ISLANDERS
2-3 (3/8/13)	2-3 (2/21/13)	1-4 (3/8/12)	0-3 (1/12/12)	3-2 (11/9/11)	4-5 (10/29/11)	1-2 (3/24/11)	4-1 (3/4/11)	5-3 (12/9/10)	1-3 (12/5/10)	OTTAWA
2-4 (3/1/14)	4-1 (1/12/14)	1-2 (10/24/13)	2-4 (4/16/13)	5-2 (3/26/13)	4-2 (3/5/13)	2-1 (1/29/13)	1-2 (1/24/13)	5-3 (4/3/12)	5-2 (2/11/12)	PHILADELPHIA
3-4 (12/18/13)	5-1 (11/6/13)	1-2 (4/5/13)	6-1 (4/3/13)	0-3 (3/16/13)	0-3 (1/31/13)	3-6 (1/20/13)	2-5 (4/5/12)	2-5 (13/15/12)	0-2 (2/21/12)	PITTSBURGH
1-4 (1/16/10)	1-2 (2/16/09)	3-2 (3/3/07)	5-4 (12/10/05)	4-5 (1/1/04)	4-4 (2/6/03)	2-3 (11/3/02)	1-5 (10/25/01)	3-6 (12/20/00)	4-1 (1/22/00)	ST. LOUIS
3-1 (2/17/08)	3-1 (11/2/06)	2-2 (11/18/03)	2-1 (12/16/02)	5-4 (11/1/02)	5-3 (12/28/01)	1-5 (10/22/01)	2-3 (12/12/00)	1-2 (3/6/00)	1-2 (10/19/99)	SAN JOSE
5-1 (2/10/13)	3-2 (2/2/13)	3-4 (3/2/12)	4-3 (2/9/12)	2-3 (12/8/11)	4-2 (12/3/11)	1-2 (2/27/11)	1-2 (1/1/11)	3-4 (12/23/10)	3-5 (11/24/10)	TAMPA BAY
3-4 (4/8/13)	5-2 (1/26/13)	4-3 (3/24/12)	3-0 (1/14/12)	2-4 (12/5/11)	2-4 (10/27/11)	7-0 (1/19/11)	2-0 (10/30/10)	2-1 (10/21/10)	3-4 (10/15/10)	TORONTO
0-3 (1/3/08)	2-3 (12/13/05)	4-3 (2/2/04)	1-3 (11/16/02)	1-3 (3/19/02)	3-4 (11/17/00)	0-3 (10/24/99)	1-2 (10/2/99)	8-4 (2/4/99)	2-4 (11/25/97)	VANCOUVER
2-3 (12/27/13)	1-4 (12/8/13)	2-0 (10/16/13)	2-3 (3/24/13)	4-1 (3/10/13)	2-1 (2/17/13)	1-4 (4/7/12)	3-2 (2/12/12)	1-4 (12/28/11)	6-3 (11/25/11)	WASHINGTON
3-0 (1/24/12)	3-0 (11/6/11)	2-1 (10/24/11)	0-3 (4/7/11)	2-3 (2/11/11)	3-2 (1/22/11)	4-6 (10/27/10)	5-2 (3/12/10)	1-2 (1/7/10)	2-3 (12/14/09)	WINNIPEG

ALL-TIME RECORD YEAR-BY-YEAR

YEAR	GP	W	L	T	OTL	GF	GA	PTS	FINISHED	DIVISION CHAMPION
1926-27	44	25	13	6	-	95	72	56	1st	RANGERS
1927-28	44	19	16	9	-	94	79	47	2nd	Boston
1928-29	44	21	13	10	-	72	65	52	2nd	Boston
1929-30	44	17	17	10	-	136	143	44	3rd	Boston
1930-31	44	19	16	9	-	106	87	47	3rd	Boston
1931-32	48	23	17	8	-	134	112	54	1st	RANGERS
1932-33	48	23	17	8	-	135	107	54	3rd	Boston
1933-34	48	21	19	8	-	120	113	50	3rd	Detroit
1934-35	48	22	20	6	-	137	139	50	3rd	Boston
1935-36	48	19	17	12	-	91	96	50	4th	Detroit
1936-37	48	19	20	9	-	117	106	47	3rd	Detroit
1937-38	48	27	15	6	-	149	96	60	2nd	Boston
1938-39	48	26	16	6	-	149	105	58	2nd	Boston
1939-40	48	27	11	10	-	136	77	64	2nd	Boston
1940-41	48	21	19	8	-	143	125	50	4th	Boston
1941-42	48	29	17	2	-	177	143	60	1st	RANGERS**
1942-43	50	11	31	8	-	161	253	30	6th	Detroit
1943-44	50	6	39	5	-	162	310	17	6th	Montreal
1944-45	50	11	29	10	-	154	247	32	6th	Montreal
1945-46	50	13	28	9	-	144	191	35	6th	Montreal
1946-47	60	22	32	6	-	167	186	50	5th	Montreal
1947-48	60	21	26	13	-	176	201	55	4th	Toronto
1948-49	60	18	31	11	-	133	172	47	6th	Detroit
1949-50	70	28	31	11	-	170	189	67	4th	Detroit
1950-51	70	20	29	21	-	169	201	61	5th	Detroit
1951-52	70	23	34	13	-	192	219	59	5th	Detroit
1952-53	70	17	37	16	-	152	211	50	6th	Detroit
1953-54	70	29	31	10	-	161	182	68	5th	Detroit
1954-55	70	17	35	18	-	150	210	52	5th	Detroit
1955-56	70	32	28	10	-	204	203	74	3rd	Montreal
1956-57	70	26	30	14	-	184	227	66	4th	Detroit
1957-58	70	32	25	13	-	195	188	77	2nd	Montreal
1958-59	70	26	32	12	-	201	217	64	5th	Montreal
1959-60	70	17	38	15	-	187	247	49	6th	Montreal
1960-61	70	22	38	10	-	204	248	54	5th	Montreal
1961-62	70	26	32	12	-	195	207	64	4th	Montreal
1962-63	70	22	36	12	-	211	233	56	5th	Toronto
1963-64	70	22	38	10	-	186	242	54	5th	Montreal
1964-65	70	20	38	12	-	179	246	52	5th	Detroit
1965-66	70	18	41	11	-	195	261	47	6th	Montreal
1966-67	70	30	28	12	-	188	189	72	4th	Chicago
1967-68	74	39	23	12	-	226	183	90	2nd	Montreal
1968-69	76	41	26	9	-	231	196	91	3rd	Montreal
1969-70	76	38	22	16	-	246	189	92	4th	Chicago
1970-71	78	49	18	11	-	259	177	109	2nd	Boston

* Beginning in 2005-06, the NHL instituted the shootout to follow a scoreless five-minute overtime to eliminate ties. The winning team in the shootout gains two points and a win in the standings, while the losing team receives one point, recorded as an "OTL" in the standings.

** Also finished with the best regular season record in the NHL.

*** Also finished with the best regular season record in the Eastern Conference.

ALL-TIME RECORD YEAR-BY-YEAR

YEAR	GP	W	L	T	OTL	GF	GA	PTS	FINISHED	DIVISION CHAMPION
1971-72	78	48	17	13	-	317	192	109	2nd	Boston
1972-73	78	47	23	8	-	297	208	102	3rd	Montreal
1973-74	78	40	24	14	-	300	251	94	3rd	Boston
1974-75	80	37	29	14	-	319	276	88	2nd	Philadelphia
1975-76	80	29	42	9	-	262	333	67	4th	Philadelphia
1976-77	80	29	37	14	-	272	310	72	4th	Philadelphia
1977-78	80	30	37	13	-	279	280	73	4th	NY Islanders
1978-79	80	40	29	11	-	316	292	91	3rd	NY Islanders
1979-80	80	38	32	10	-	308	284	86	3rd	Philadelphia
1980-81	80	30	36	14	-	312	317	74	4th	NY Islanders
1981-82	80	39	27	14	-	316	306	92	2nd	NY Islanders
1982-83	80	35	35	10	-	306	287	80	4th	Philadelphia
1983-84	80	42	29	9	-	314	304	93	4th	NY Islanders
1984-85	80	26	44	10	-	295	345	62	4th	Philadelphia
1985-86	80	36	38	6	-	280	276	78	4th	Philadelphia
1986-87	80	34	38	8	-	307	323	76	4th	Philadelphia
1987-88	80	36	34	10	-	300	283	82	5th	NY Islanders
1988-89	80	37	35	8	-	310	307	82	3rd	Washington
1989-90	80	36	31	13	-	279	267	85	1st	RANGERS
1990-91	80	36	31	13	-	297	265	85	2nd	Pittsburgh
1991-92	80	50	25	5	-	321	246	105	1st	RANGERS**
1992-93	84	34	39	11	-	304	308	79	6th	Pittsburgh
1993-94	84	52	24	8	-	299	231	112	1st	RANGERS**
1994-95	48	22	23	3	-	139	134	47	4th	Philadelphia
1995-96	82	41	27	14	-	272	237	96	2nd	Philadelphia
1996-97	82	38	34	10	-	258	231	86	4th	New Jersey
1997-98	82	25	39	18	-	197	231	68	5th	New Jersey
1998-99	82	33	38	11	-	217	227	77	4th	New Jersey
1999-00	82	29	38	12	3	218	246	73	4th	Philadelphia
2000-01	82	33	43	5	1	250	290	72	4th	New Jersey
2001-02	82	36	38	4	4	227	258	80	4th	Philadelphia
2002-03	82	32	36	10	4	210	231	78	4th	New Jersey
2003-04	82	27	40	7	8	206	250	69	4th	Philadelphia
2005-06	82	44	26	-	12	257	215	100	3rd	New Jersey
2006-07	82	42	30	-	10	242	216	94	3rd	New Jersey
2007-08	82	42	27	-	13	213	199	97	3rd	Pittsburgh
2008-09	82	43	30	-	9	210	218	95	4th	New Jersey
2009-10	82	38	33	-	11	222	218	87	4th	New Jersey
2010-11	82	44	33	-	5	233	198	93	3rd	Philadelphia
2011-12	82	51	24	-	7	226	187	109	1st	RANGERS***
2012-13	48	26	18	-	4	130	112	56	2nd	Pittsburgh
2013-14	82	45	31	-	6	218	193	96	2nd	Pittsburgh
2014-15	82	53	22	-	7	252	192	113	1st	RANGERS**
2015-16	82	46	27	-	9	236	217	101	3rd	Washington

ALL-TIME HOME AND AWAY RECORD YEAR-BY-YEAR

YEAR	HOME								AWAY							
	GP	W	L	T	OTL	GF	GA	PTS	GP	W	L	T	OTL	GF	GA	PTS
1926-27	22	13	5	4	-	46	31	30	22	12	8	2	-	49	41	26
1927-28	22	10	8	4	-	47	36	24	22	9	8	5	-	47	43	23
1928-29	22	12	6	4	-	32	21	28	22	9	7	6	-	40	44	24
1929-30	22	11	5	6	-	79	54	28	22	6	12	4	-	57	89	16
1930-31	22	10	9	3	-	58	43	23	22	9	7	6	-	48	44	24
1931-32	24	13	7	4	-	66	54	30	24	10	10	4	-	68	58	24
1932-33	24	12	7	5	-	64	55	29	24	11	10	3	-	71	52	25
1933-34	24	11	7	6	-	58	47	28	24	10	12	2	-	62	66	22
1934-35	24	11	8	5	-	69	64	27	24	11	12	1	-	68	75	23
1935-36	24	11	6	7	-	49	42	29	24	8	11	5	-	42	54	21
1936-37	24	9	7	8	-	55	46	26	24	10	13	1	-	62	60	21
1937-38	24	15	5	4	-	79	50	34	24	12	10	2	-	70	46	26
1938-39	24	13	8	3	-	70	48	29	24	13	8	3	-	79	57	29
1939-40	24	17	4	3	-	82	33	37	24	10	7	7	-	54	44	27
1940-41	24	13	7	4	-	85	60	30	24	8	12	4	-	58	65	20
1941-42	24	15	8	1	-	97	72	31	24	14	9	1	-	80	71	29
1942-43	25	7	13	5	-	83	112	19	25	4	18	3	-	78	141	11
1943-44	25	4	17	4	-	78	137	12	25	2	22	1	-	84	173	5
1944-45	25	7	11	7	-	77	101	21	25	4	18	3	-	77	146	11
1945-46	25	8	12	5	-	72	85	21	25	5	16	4	-	72	106	14
1946-47	30	11	14	5	-	106	100	27	30	11	18	1	-	61	86	23
1947-48	30	11	12	7	-	90	96	29	30	10	14	6	-	86	105	26
1948-49	30	13	12	5	-	77	65	31	30	5	19	6	-	56	107	16
1949-50	35	19	12	4	-	89	73	42	35	9	19	7	-	81	116	25
1950-51	35	14	11	10	-	98	97	38	35	6	18	11	-	71	104	23
1951-52	35	16	13	6	-	112	97	38	35	7	21	7	-	80	122	21
1952-53	35	11	14	10	-	89	90	32	35	6	23	6	-	63	121	18
1953-54	35	18	12	5	-	95	90	41	35	11	19	5	-	66	92	27
1954-55	35	10	12	13	-	86	93	33	35	7	23	5	-	64	117	19
1955-56	35	20	7	8	-	122	78	48	35	12	21	2	-	82	125	26
1956-57	35	15	12	8	-	103	97	38	35	11	18	6	-	81	130	28
1957-58	35	14	15	6	-	92	93	34	35	18	10	7	-	103	95	43
1958-59	35	14	16	5	-	108	110	33	35	12	16	7	-	93	107	31
1959-60	35	10	15	10	-	103	105	30	35	7	23	5	-	84	142	19
1960-61	35	15	15	5	-	102	95	35	35	7	23	5	-	102	153	19
1961-62	35	16	11	8	-	105	91	40	35	10	21	4	-	90	116	24
1962-63	35	12	17	6	-	107	110	30	35	10	19	6	-	104	123	26
1963-64	35	14	13	8	-	97	102	36	35	8	25	2	-	89	140	18
1964-65	35	8	19	8	-	94	132	24	35	12	19	4	-	85	114	28
1965-66	35	12	16	7	-	95	104	31	35	6	25	4	-	100	157	16
1966-67	35	18	12	5	-	100	81	41	35	12	16	7	-	88	108	31
1967-68	37	22	8	7	-	118	87	51	37	17	15	5	-	108	96	39
1968-69	38	27	7	4	-	131	74	58	38	14	19	5	-	100	122	33
1969-70	38	22	8	8	-	125	84	52	38	16	14	8	-	121	105	40
1970-71	39	30	2	7	-	150	71	67	39	19	16	4	-	109	106	42

* Beginning in 2005-06, the NHL instituted the shootout to follow a scoreless five-minute overtime to eliminate ties. The winning team in the shootout gains two points and a win in the standings, while the losing team receives one point, recorded as an "OTL" in the standings.

ALL-TIME HOME AND AWAY RECORD YEAR-BY-YEAR

YEAR	HOME								AWAY							
	GP	W	L	T	OTL	GF	GA	PTS	GP	W	L	T	OTL	GF	GA	PTS
1971-72	39	26	6	7	-	173	88	59	39	22	11	6	-	144	104	50
1972-73	39	26	8	5	-	162	84	57	39	21	15	3	-	135	124	45
1973-74	39	26	7	6	-	166	102	58	39	14	17	8	-	134	149	36
1974-75	40	21	11	8	-	174	120	50	40	16	18	6	-	145	156	38
1975-76	40	16	16	8	-	134	136	40	40	13	26	1	-	128	197	27
1976-77	40	17	18	5	-	139	147	39	40	12	19	9	-	133	163	33
1977-78	40	18	15	7	-	157	138	43	40	12	22	6	-	122	142	30
1978-79	40	19	13	8	-	161	140	46	40	21	16	3	-	155	152	45
1979-80	40	22	10	8	-	168	129	52	40	16	22	2	-	140	155	34
1980-81	40	17	13	10	-	166	143	44	40	13	23	4	-	146	174	30
1981-82	40	19	15	6	-	162	154	44	40	20	12	8	-	154	152	48
1982-83	40	24	13	3	-	186	135	51	40	11	22	7	-	120	152	29
1983-84	40	27	12	1	-	169	145	55	40	15	17	8	-	145	159	38
1984-85	40	16	18	6	-	150	153	38	40	10	26	4	-	145	192	24
1985-86	40	20	18	2	-	147	123	42	40	16	20	4	-	133	153	36
1986-87	40	18	18	4	-	152	156	40	40	16	20	4	-	155	167	36
1987-88	40	22	13	5	-	160	125	49	40	14	21	5	-	140	158	33
1988-89	40	21	17	2	-	160	147	44	40	16	18	6	-	150	160	38
1989-90	40	20	11	9	-	147	119	49	40	16	20	4	-	132	148	36
1990-91	40	22	11	7	-	161	114	51	40	14	20	6	-	136	151	34
1991-92	40	28	8	4	-	170	106	60	40	22	17	1	-	151	140	45
1992-93	42	20	17	5	-	158	142	45	42	14	22	6	-	146	166	34
1993-94	42	28	8	6	-	153	111	62	42	24	16	2	-	146	120	50
1994-95	24	11	10	3	-	80	72	25	24	11	13	0	-	59	62	22
1995-96	41	22	10	9	-	150	122	53	41	19	17	5	-	122	115	43
1996-97	41	21	14	6	-	139	110	48	41	17	20	4	-	119	121	38
1997-98	41	14	18	9	-	102	103	37	41	11	21	9	-	95	128	31
1998-99	41	17	19	5	-	105	102	39	41	16	19	6	-	112	125	38
1999-00	41	15	20	5	1	109	123	36	41	14	18	7	2	109	123	37
2000-01	41	17	20	3	1	125	136	38	41	16	23	2	0	125	154	34
2001-02	41	19	19	2	1	119	129	41	41	17	19	2	3	108	129	39
2002-03	41	17	18	4	2	100	107	40	41	15	18	6	2	110	124	38
2003-04	41	13	21	3	4	108	123	33	41	14	19	4	4	98	127	36
2005-06	41	25	10	-	6	126	94	56	41	19	16	-	6	131	121	44
2006-07	41	21	15	-	5	123	105	47	41	21	15	-	5	110	106	47
2007-08	41	25	13	-	3	106	90	53	41	17	14	-	10	107	109	44
2008-09	41	26	11	-	4	114	93	56	41	17	19	-	5	96	124	39
2009-10	41	18	17	-	6	123	113	42	41	20	16	-	5	98	105	45
2010-11	41	20	17	-	4	127	101	44	41	24	16	-	1	106	97	49
2011-12	41	27	12	-	2	115	88	56	41	24	12	-	5	111	99	53
2012-13	24	16	6	-	2	77	51	34	24	10	12	-	2	53	61	22
2013-14	41	20	17	-	4	105	93	44	41	25	14	-	2	113	100	52
2014-15	41	25	11	-	5	125	99	55	41	28	11	-	2	127	93	58
2015-16	41	27	10	-	4	130	101	58	41	19	17	-	5	106	116	43

THE LAST TIME...

Rangers Recorded a Shutout at Home: 2/21/16, Rangers 1, Detroit 0. Goaltender: Henrik Lundqvist

Rangers Recorded a Shutout on Road: 2/10/16, Rangers 3, Pittsburgh 0. Goaltender: Henrik Lundqvist

Opponent Recorded a Shutout against the Rangers at MSG: 11/28/15, Rangers 0, Philadelphia 3. Opponent Goaltender: Steve Mason

Opponent Recorded a Shutout against the Rangers on Road: 1/24/16, Rangers 0, Ottawa 3. Opponent Goaltender: Craig Anderson

Rangers Played a Game That Ended in a 0-0 Tie: 10/16/03 vs. Atlanta. Goaltenders: Mike Dunham (Rangers) and Pasi Nurminen (Opponent)

Rangers Played a Game That was Tied 0-0 After Overtime (Game Decided in Shootout): 11/1/14 vs. Winnipeg (Jets won 1-0 in shootout). Goaltenders: Henrik Lundqvist (Rangers) and Ondrej Pavelec (Opponent)

Rangers Won 1-0 at Home: 2/21/16, Rangers 1, Detroit 0. Goaltender: Henrik Lundqvist

Rangers Lost 1-0 at Home: 3/8/15, Rangers 0, Chicago 1. Opponent Goaltender: Scott Darling

Rangers Won 1-0 on Road: 3/8/15, Rangers 1, Chicago 0. Rangers Goaltender: Cam Talbot

Rangers Lost 1-0 on Road: 4/12/14, Rangers 0, Montreal 1. Opponent Goaltender: Carey Price

Rangers Had Two Consecutive Shutouts: 11/19/14 at Madison Square Garden, Rangers 2, Philadelphia 0. Rangers Goaltender: Cam Talbot. 11/23/14 at Madison Square Garden, Rangers 5, Montreal 0. Rangers Goaltender: Henrik Lundqvist.

Rangers Were Shut Out in Two Consecutive Games: 1/13/15 at Madison Square Garden, Rangers 0, NY Islanders 3. Opponent Goaltender: Jaroslav Halak. 1/15/15 at Boston, Rangers 0, Boston 3. Opponent Goaltender: Tuukka Rask.

Rangers Held Opponent Shotless in One Period: 3/6/06, third period vs. Carolina. Rangers lost 2-1.

Rangers Did Not Have a Penalty in a Game: 3/16/16 at Anaheim. Rangers won 2-1. Referees: Greg Kimerly and Tim Peel

Rangers Scored At Least 10 Goals in a Game: 11/10/98 at Tampa Bay. Rangers won 10-2.

Opponent Scored At Least 10 Goals in a Game: 2/6/09 at Dallas. Stars won 10-2.

Rangers Scored At Least Five Goals in One Period: 10/27/14 vs. Minnesota. Rangers scored five goals in the third period and won the game, 5-4.

Opponent Scored At Least Five Goals in One Period: 10/12/14 vs. Toronto. Maple Leafs scored five goals in the second period and won the game, 6-3.

Rangers Had At Least 50 Shots On Goal in a Game: 50, 1/4/14 at Toronto. Rangers won 7-1.

Opponent Had At Least 50 Shots On Goal in a Game: 52, 3/19/16 at San Jose. Rangers lost 4-1.

Rangers Had At Least 50 Shots On Goal in Consecutive Games: 1/3/94 vs. Florida, 54, 1/5/94 vs. Calgary, 53.

Rangers Had At Least 25 Shots On Goal in a Period: 11/12/89 vs. NY Islanders. Rangers had 26 shots on goal in the second period and won, 4-2.

Opponent Had At Least 25 Shots on Goal in a Period: 11/23/01 at Washington. Capitals had 27 shots on goal in the third period and won 6-2.

Four-Goal Game By a Ranger at Home: 3/6/11 vs. Philadelphia. Ryan Callahan scored three goals against Brian Boucher and one goal against Sergei Bobrovsky. Rangers won 7-0.

Four-Goal Game By a Ranger on Road: 3/29/01 at NY Islanders. Radek Dvorak scored three goals against Rick DiPietro and one into an empty net. Rangers won 6-4.

Four-Goal Game By Opponent at Home: 12/3/06 vs. NY Islanders. Viktor Kozlov scored one goal against Henrik Lundqvist and three against Kevin Weekes. Islanders won 7-4.

Four-Goal Game By Opponent on Road: 10/8/13 at San Jose. Tomas Hertl scored one goal against Henrik Lundqvist and three goals against Martin Biron. Sharks won 9-2.

Five-Goal Game By a Ranger at Home: 2/23/83 vs. Hartford. Mark Pavelich scored five goals against Greg Millen. Rangers won 11-3.

Five-Goal Game By a Ranger on Road: 10/12/76 at Minnesota. Don Murdoch scored five goals vs. Gary Smith. Rangers won 10-4.

Five-Goal Game By Opponent at Home: 4/9/93 vs. Pittsburgh. Mario Lemieux scored three goals against Corey Hirsch and two against Mike Richter. Penguins won 10-3.

Five-Goal Game By Opponent on Road: 12/20/07 at Minnesota. Marian Gaborik scored five goals vs. Henrik Lundqvist. Wild won 6-3.

Rangers Goaltender Assisted on a Goal: 4/4/16 at Columbus. Henrik Lundqvist assisted on a goal by Chris Kreider at 6:17 of the first period. Rangers won 4-2.

Rangers Goaltender Assisted on a Goal in Consecutive Games: 1/5/11 vs. Carolina. Henrik Lundqvist assisted on a goal by Mats Zuccarello at 3:09 of overtime. Rangers won 2-1 in overtime. 1/7/11 at Dallas. Henrik Lundqvist assisted on a goal by Artem Anisimov at 8:04 of the third period. Rangers won 3-2 in a shootout.

Rangers Had a Penalty Shot: 2/21/16 vs. Detroit. Jesper Fast had a penalty shot attempt against Jimmy Howard. Result: Save. Rangers won 1-0.

Opponent Had a Penalty Shot: 11/21/15 at Florida. Reilly Smith had a penalty shot attempt against Henrik Lundqvist. Result: Save. Rangers won 5-4.

Rangers Scored on a Penalty Shot: 12/9/15 at Vancouver. Dan Boyle scored against Ryan Miller. Rangers lost 2-1.

Opponent Scored on a Penalty Shot: 4/12/14 at Montreal. Brian Gionta scored against Cam Talbot. Canadiens won 1-0.

Rangers Had Two Penalty Shots in One Game: 2/16/86 vs. Detroit. Pierre Larouche and Mike Ridley each had a penalty shot attempt against Corrado Micallef. Both were denied. Rangers won 3-1.

Rangers Had A Penalty Shot in Consecutive Games: 11/19/15 at Tampa Bay. Chris Kreider was denied by Ben Bishop. Lightning won 2-1. 11/21/15 at Florida. Chris Kreider was denied by Roberto Luongo. Rangers won 5-4.

Rangers And Opponent Each Had a Penalty Shot in One Game: 11/21/15 at Florida. Rangers' Chris Kreider was denied by Roberto Luongo; Florida's Reilly Smith was denied by Henrik Lundqvist. Rangers won 5-4.

Rangers Had Two Hat Tricks in One Game: 3/24/78 at Washington. Ron Duguay and Phil Esposito each tallied a hat trick. Rangers won 11-4.

Rangers Had Hat Tricks in Consecutive Games: 12/23/14 vs. Washington. Hat Trick: Rick Nash. Rangers won 4-2. 12/27/14 vs. New Jersey. Hat Trick: Derek Stepan. Rangers won 3-1.

LAST SHUTOUT VS. NHL

TEAM	BY RANGERS	VS. RANGERS
Anaheim	3-0, Oct. 11, 2009 at MSG (Valiquette)	6-0, Oct. 10, 2013 at ANA (Hiller)
Arizona	3-0, Feb. 26, 1999 at MSG (Richter)	5-0, Dec. 31, 2001 at PHX (Burke)
Boston	3-0, Feb. 14, 2012 at BOS (Lundqvist)	3-0, Jan. 15, 2015 at BOS (Rask)
Buffalo	2-0, Mar. 14, 2015 at BUF (Skapski)	0-1, Feb. 1, 2012 at BUF (Miller)*
Calgary	1-0, Feb. 24, 2015 at MSG (Talbot)	3-0, Dec. 7, 2008 at MSG (Kiprusoff)
Carolina	3-0, Nov. 10, 2015 at MSG (Lundqvist)	3-0, Mar. 9, 2009 at CAR (Ward)
Chicago	1-0, Mar. 8, 2015 at CHI (Talbot)	1-0, Mar. 18, 2015 at MSG (Darling)
Colorado**	5-0, Oct. 29, 1990 at MSG (Vanbiesbrouck)	2-0, Jan. 28, 1995 at QUE (Fiset)
Columbus	None	5-0, Oct. 11, 2003 at CBJ (Denis)
Dallas	3-0, Nov. 4, 2003 at MSG (Markkanen)	1-0, Dec. 13, 2011 at MSG (Bachman)
Detroit	1-0, Feb. 21, 2016 at MSG (Lundqvist)	6-0, Mar. 24, 2001 at MSG (Osgood)
Edmonton	2-0, Dec. 14, 2014 at EDM (Lundqvist)	2-0, Oct. 22, 2011 at EDM (Khabibulin)
Florida	1-0, Mar. 22, 2011 at MSG (Lundqvist)	3-0, Jan. 2, 2016 at FLA (Luongo)
Los Angeles	4-0, Dec. 18, 1996 at MSG (Richter)	1-0, Nov. 17, 2013 at MSG (Scrivens)
Minnesota	None	None
Montreal	5-0, Nov. 23, 2014 at MSG (Lundqvist)	3-0, Oct. 15, 2015 at MTL (Price)
Nashville	3-0, Nov. 23, 2015 at MSG (Lundqvist)	3-0, Oct. 18, 2006 at MSG (Vokoun)
New Jersey	2-0, Mar. 22, 2014 at NJD (Lundqvist)	4-0, Oct. 19, 2013 at NJD (Schneider)
NY Islanders	1-0, Apr. 13, 2013 at NYI (Lundqvist)	3-0, Jan. 13, 2015 at MSG (Halak)
Ottawa	2-0, Jan. 10, 2009 at OTT (Lundqvist)	3-0, Jan. 24, 2016 at OTT (Anderson)
Philadelphia	3-0, Nov. 28, 2014 at PHI (Talbot)	3-0, Nov. 28, 2015 at MSG (Mason)
Pittsburgh	3-0, Feb. 10, 2016 at PIT (Lundqvist)	3-0, Mar. 16, 2013 at PIT (Fleury)
St. Louis	1-0, Jan. 2, 1999 at STL (Richter)	2-0, Nov. 7, 2010 at MSG (Conklin)
San Jose	4-0, Oct. 19, 2015 at MSG (Raanta)	1-0, Mar. 16, 2014 at MSG (Niemi)
Tampa Bay	5-0, Apr. 2, 2010 at TBL (Lundqvist)	5-0, Nov. 25, 2013 at TBL (Bishop)
Toronto	3-0, Jan. 14, 2012 at TOR (Biron)	0-1, Oct. 17, 2008 at MSG (Toskala)*
Vancouver	4-0, Oct. 18, 2011 at VAN (Lundqvist)	3-0, Jan. 3, 2008 at VAN (Luongo)
Washington	2-0, Oct. 16, 2013 at WSH (Lundqvist)	2-0, Mar. 6, 2010 at WSH (Theodore)
Winnipeg	0-1, Nov. 1, 2014 at MSG (Lundqvist)*	1-0, Nov. 1, 2014 at MSG (Pavelec)

* Score was tied 0-0 after overtime and game was decided in a shootout. Despite recording an overtime loss, the goaltender also recorded a shutout.

** Includes results against the Quebec Nordiques prior to the 1995-96 season

LAST OVERTIME WIN AND LOSS VS. NHL

TEAM	WIN	LOSS
Anaheim	3-2, Dec. 22, 2015 at MSG (Zuccarello, 2:37)	1-2, Oct. 8, 2011 at ANA* (Ryan)
Arizona***	4-3, Mar. 24, 2014 at MSG (McDonagh, 1:56)	4-5, Nov. 2, 1986 at WPG (MacLean, 3:23)
Boston	4-3, Feb. 12, 2013 at BOS* (Callahan)	3-4, Jan. 19, 2008 at BOS* (Kessel)
Buffalo	3-2, Mar. 3, 2013 at MSG* (Nash)	1-2, Mar. 7, 2010 at MSG (Kaleta, 2:22)
Calgary	4-3, Dec. 15, 2013 at MSG* (Pouliot)	4-5, Dec. 12, 2015 at CGY (Brodie, 2:09)
Carolina	3-2, Mar. 21, 2015 at CAR* (Zuccarello)	1-2, Jan. 2, 2010 at MSG (Whitney, 3:45)
Chicago	1-0, Mar. 8, 2015 at CHI (Brassard, 0:32)	1-2 Dec. 9, 2009 at CHI (Byfuglien, 3:43)
Colorado**	6-5, Nov. 20, 1983 at MSG (Andersson, 0:08)	3-4, Nov. 13, 2014 at MSG* (Tanguay)
Columbus	4-3, Apr. 6, 2015 at MSG (Stepan, 4:10)	3-4, Jan. 6, 2014 at MSG* (Letestu)
Dallas	3-2, Jan. 7, 2011 at DAL* (Zuccarello)	2-3, Feb. 8, 2015 at MSG (Hemsky, 1:02)
Detroit	1-0, Feb. 21, 2016 at MSG (Klein, 1:59)	2-3, Mar. 12, 2016 at DET (Helm, 3:03)
Edmonton	5-4, Jan. 12, 2006 at MSG (Jagr, 0:14)	2-3, Nov. 10, 2008 at MSG* (Hemsky)
Florida	5-4, Nov. 21, 2015 at FLA (Nash, 2:01)	1-2, Feb. 13, 2009 at FLA* (Zednik)
Los Angeles	4-3, Feb. 17, 2011 at MSG* (Zuccarello)	3-4, Mar. 17, 2016 at LAK (Kopitar, 1:34)
Minnesota	3-2, Mar. 5, 2002 at MIN (Leetch, 3:44)	None
Montreal	4-3, Mar. 17, 2009 at MTL* (Drury)	0-1, Apr. 12, 2014 at MTL (Gionta, PS, 2:04)
Nashville	2-1, Nov. 27, 2010 at NSH* (Christensen)	1-2, Feb. 28, 2004 at NSH (Hutchinson, 3:50)
New Jersey	4-3, Oct. 21, 2014 at NJD (Klein, 2:42)	1-2, Oct. 18, 2015 at MSG (Stempniak, 3:07)
NY Islanders	1-0, Apr. 13, 2013 at NYI (Girardi, 3:11)	1-2, Dec. 2, 2015 at NYI* (Okposo)
Ottawa	2-1, Nov. 14, 2015 at OTT* (Boyle)	2-3, Feb. 21, 2013 at OTT* (Daugavins)
Philadelphia	3-2, Feb. 6, 2016 at PHI* (Zuccarello)	2-3, Oct. 24, 2015 at PHI* (Giroux)
Pittsburgh	4-3, Dec. 8, 2014 at MSG (Klein, 3:45)	2-3, Mar. 27, 2016 at MSG (Crosby, 4:30)
St. Louis	3-2, Mar. 3, 2007 at MSG* (Hossa)	3-4, Nov. 3, 2014 at MSG* (Tarasenko)
San Jose	3-2, Mar. 12, 2011 at SJS* (Dubinsky)	None
Tampa Bay	4-3, Feb. 9, 2012 at MSG (Richards, 2:37)	3-4, Mar. 2, 2012 at TBL (Malone, 1:58)
Toronto	2-1, Dec. 23, 2013 at MSG* (Stepan)	2-3, Mar. 5, 2014 at MSG (Bozak, 1:51)
Vancouver	3-2, Jan. 19, 2016 at MSG (Miller, 3:54)	4-5, Feb. 19, 2015 at MSG* (Burrows)
Washington	2-1, Jan. 24, 2011 at WSH* (Anisimov)	3-4, Jan. 9, 2016 at MSG (Ovechkin, 1:25)
Winnipeg****	3-2, Jan. 22, 2011 at ATL* (Zuccarello)	0-1, Nov. 1, 2014 at MSG* (Kane)

* Denotes shootout win/loss

** Includes results against the Quebec Nordiques prior to the 1995-96 season

*** Includes results against the Winnipeg Jets prior to the 1996-97 season

**** Includes results against the Atlanta Thrashers prior to the 2011-12 season

ALL-TIME HAT TRICK LEADERS

PLAYER	3GG	4GG	5GG	TOTAL	PLAYER	3GG	4GG	5GG	TOTAL
Bill Cook	10	1	0	11	*Chris Kreider	1	0	0	1
Rod Gilbert	4	3	0	7	*Mats Zuccarello	1	0	0	1
Camille Henry	5	1	0	6	Bill Fairbairn	1	0	0	1
Frank Boucher	6	0	0	6	Bill Hicke	1	0	0	1
Mark Messier	5	1	0	6	Bob Brooke	1	0	0	1
Jean Ratelle	5	1	0	6	Brad Richards	1	0	0	1
Petr Nedved	6	0	0	6	Brendan Shanahan	1	0	0	1
Phil Esposito	5	1	0	6	Brian Mullen	1	0	0	1
Steve Vickers	4	2	0	6	Brian Noonan	1	0	0	1
Adam Graves	5	0	0	5	Bruce MacGregor	1	0	0	1
Andy Bathgate	5	0	0	5	Buddy O'Connor	1	0	0	1
Ron Duguay	5	0	0	5	Butch Keeling	1	0	0	1
Marian Gaborik	4	1	0	5	Cal Gardner	1	0	0	1
Bun Cook	4	0	0	4	Carl Hagelin	1	0	0	1
Cecil Dillon	3	1	0	4	Carol Vadnais	1	0	0	1
Darren Turcotte	4	0	0	4	Chris Drury	1	0	0	1
Dave Balon	3	1	0	4	Clint Smith	1	0	0	1
Dean Prentice	3	1	0	4	Dave Creighton	1	0	0	1
Don Maloney	4	0	0	4	Dave Maloney	1	0	0	1
Don Raleigh	3	1	0	4	Derek Sanderson	1	0	0	1
Grant Warwick	4	0	0	4	Derek Stepan	1	0	0	1
Pierre Larouche	4	0	0	4	Don Marshall	1	0	0	1
Tomas Sandstrom	3	1	0	4	Dutch Hiller	1	0	0	1
Wally Hergesheimer	3	1	0	4	Ed Olczyk	1	0	0	1
*Derek Stepan	3	0	0	3	Ed Slowinski	1	0	0	1
Alex Shibicky	3	0	0	3	Edgar Laprade	1	0	0	1
Anders Hedberg	2	1	0	3	Fern Gauthier	1	0	0	1
Brad Park	3	0	0	3	Gene Carr	1	0	0	1
Don Murdoch	2	0	1	3	Guy Lafleur	1	0	0	1
Jaromir Jagr	3	0	0	3	Hank Guldup	1	0	0	1
Lynn Patrick	3	0	0	3	Jeff Toms	1	0	0	1
Tony Granato	2	1	0	3	Jimmy Bartlett	1	0	0	1
Ulf Nilsson	3	0	0	3	Kelly Kisio	1	0	0	1
Vic Hadfield	3	0	0	3	Kevin Stevens	1	0	0	1
*Rick Nash	2	0	0	2	Mike Allison	1	0	0	1
Alexei Kovalev	2	0	0	2	Mike Ridley	1	0	0	1
Andy Heberton	2	0	0	2	Murray Murdoch	1	0	0	1
Bob Nevin	2	0	0	2	Nick Mickoski	0	1	0	1
Bryan Hextall	2	0	0	2	Ozzie Aubuchon	1	0	0	1
Earl Ingarfield	2	0	0	2	Paul Broten	1	0	0	1
Eric Lindros	2	0	0	2	Pavel Bure	1	0	0	1
Greg Polis	1	1	0	2	Ray Ferraro	1	0	0	1
Jan Hlavac	2	0	0	2	Reg Sinclair	1	0	0	1
Mark Pavelich	1	0	1	2	Reijo Ruotsalainen	1	0	0	1
Martin Straka	2	0	0	2	Rick Middleton	0	1	0	1
Mike Gartner	2	0	0	2	Rob McClanahan	1	0	0	1
Mike Rogers	2	0	0	2	Ron Greschner	1	0	0	1
Pat Hickey	2	0	0	2	Ron Murphy	1	0	0	1
Pat Verbeek	2	0	0	2	Sergei Nemchinov	1	0	0	1
Pete Stankowski	2	0	0	2	Ted Irvine	1	0	0	1
Peter Sundstrom	2	0	0	2	Theoren Fleury	1	0	0	1
Phil Goyette	2	0	0	2	Tony Amonte	1	0	0	1
Phil Watson	2	0	0	2	Tony Leswick	1	0	0	1
Radek Dvorak	1	1	0	2	Ulf Dahlen	1	0	0	1
Ryan Callahan	1	1	0	2	Walt Poddubny	1	0	0	1
Tony McKegney	1	1	0	2	Walt Tkaczuk	1	0	0	1
Wayne Dillon	2	0	0	2	Wayne Gretzky	1	0	0	1

* Denotes players on current roster

ALL-TIME HAT TRICKS

DATE	PLAYER	OPPONENT	SITE	SCORE	GOALTENDER
11/21/15	Rick Nash	FLA	Florida	5-4	Roberto Luongo
10/30/15	Mats Zuccarello	TOR	MSG	3-1	Jonathan Bernier (2), empty net (1)
12/27/14	Derek Stepan	NJD	MSG	3-1	Cory Schneider (2), empty net (1)
12/23/14	Rick Nash	WSH	MSG	4-2	Braden Holtby
03/14/14	Carl Hagelin	WPG	Winnipeg	4-2	Ondrej Pavelec (1), Al Montoya (2)
11/30/13	Chris Kreider	VAN	MSG	5-2	Roberto Luongo (2), Eddie Lack (1)
11/02/13	Derek Stepan	CAR	MSG	5-1	Justin Peters
4/19/13	Brad Richards	BUF	MSG	8-4	Ryan Miller (1), Jhonas Enroth (2)
01/27/13	Marian Gaborik	BOS	MSG	4-3	Tuukka Rask
02/11/12	Ryan Callahan	PHI	Philadelphia	5-2	Sergei Bobrovsky
03/06/11	Ryan Callahan (4)	PHI	MSG	7-0	Brian Boucher (3), Sergei Bobrovsky (1)
01/19/11	Marian Gaborik (4)	TOR	MSG	7-0	Jean-Sebastien Giguere (1), Jonas Gustavsson (3)
12/02/10	Marian Gaborik	NYI	Uniondale	6-5	Rick DiPietro
11/14/10	Marian Gaborik	EDM	MSG	8-2	Nikolai Khabibulin
10/09/10	Derek Stepan	BUF	Buffalo	6-3	Ryan Miller
01/31/10	Marian Gaborik	COL	Colorado	3-1	Craig Anderson
11/06/08	Chris Drury	TBL	MSG	5-2	Mike Smith
01/04/07	Martin Straka	PHI	MSG	3-2	Robert Esche
12/03/06	Brendan Shanahan	NYI	MSG	4-7	Rick DiPietro
03/29/06	Martin Straka	NYI	Uniondale	5-1	Rick DiPietro
03/22/06	Jaromir Jagr	PHI	MSG	3-6	Robert Esche

ALL-TIME HAT TRICKS

DATE	PLAYER	OPPONENT	SITE	SCORE	GOALTENDER
11/12/05	Jaromir Jagr	PIT	Pittsburgh	6-1	Jocelyn Thibault
10/20/05	Jaromir Jagr	NYI	Uniondale	4-5	Rick DiPietro
01/13/03	Petr Nedved	TOR	MSG	5-1	Trevor Kidd
12/03/02	Pavel Bure	CLB	MSG	5-3	Marc Denis
03/02/02	Eric Lindros	PHI	MSG	6-5	Roman Cechmanek (1), Brian Boucher (2)
01/23/02	Jeff Toms	BOS	MSG	8-4	Byron Dafeo
11/18/01	Eric Lindros	ATL	MSG	6-2	Milan Hnilička (1), Damian Rhodes (2)
03/29/01	Radek Dvorak (4)	NYI	Uniondale	6-4	Rick DiPietro
02/17/01	Petr Nedved	TBL	Tampa	5-4	Kevin Weekes
01/06/01	Jan Hlavac	NJD	MSG	5-5	Martin Brodeur
11/01/00	Theoren Fleury	TBL	MSG	6-1	Kevin Weekes
02/25/00	Petr Nedved	BUF	Buffalo	6-3	Dominik Hasek
02/11/00	Jan Hlavac	BOS	MSG	5-2	Byron Dafeo
01/31/00	Radek Dvorak	NSH	MSG	5-1	Mike Dunham
01/24/00	Petr Nedved	ATL	Atlanta	6-3	Scott Fankhouser (1), Norm Maracle (2)
01/08/00	Petr Nedved	TOR	Toronto	5-3	Curtis Joseph
02/28/99	Petr Nedved	PHI	MSG	6-5	John Vanbiesbrouck
11/10/98	Kevin Stevens	TBL	Tampa	10-2	Bill Ranford
10/11/97	Wayne Gretzky	VAN	Vancouver	6-3	Kirk McLean
03/14/97	Adam Graves	OTT	Ottawa	4-3	Ron Tugnutt
02/08/97	Mark Messier	NYI	Uniondale	5-2	Eric Fichaud
11/26/96	Mark Messier	PHO	Phoenix	3-1	Nikolai Khabibulin
10/16/96	Alexei Kovalev	PIT	MSG	8-1	Tom Barrasso (2), Ken Wregget (1)
01/03/96	Ray Ferraro	MON	MSG	7-4	Jocelyn Thibault
12/02/95	Pat Verbeek	OTT	Ottawa	4-2	Don Beaupre
11/21/95	Pat Verbeek	PIT	MSG	9-4	Tom Barrasso
11/06/95	Mark Messier	CGY	MSG	4-2	Rick Tabaracci
03/01/95	Brian Noonan	HFD	Hartford	5-2	Jeff Reese
01/30/95	Adam Graves	OTT	MSG	6-2	Don Beaupre
02/02/94	Adam Graves	NYI	MSG	4-4	Ron Hextall
01/31/94	Mike Gartner	PIT	MSG	5-3	Ken Wregget
03/24/93	Ed Olczyk	PHI	MSG	4-5	Tommy Soderstrom
01/29/93	Sergei Nemchinov	BUF	Buffalo	4-6	Tom Draper
12/27/92	Alexei Kovalev	BOS	MSG	6-5	Andy Moog
11/25/92	Adam Graves	PIT	Pittsburgh	11-3	Ken Wregget (2), Tom Barrasso (1)
04/16/92	Darren Turcotte	PIT	MSG	7-1	Ken Wregget (2), Wendell Young (1)
03/22/92	Mark Messier (4)	NJD	MSG	6-3	Chad Erickson
03/14/92	Tony Amonte	STL	St. Louis	6-0	Pat Jablonski
03/11/92	Mike Gartner	CHI	MSG	7-1	Dominik Hasek
03/01/92	Paul Broten	HFD	MSG	9-4	Kay Whitmore
02/14/92	Adam Graves	NYI	MSG	9-2	Mark Fitzpatrick
12/13/91	Mark Messier	WAS	Washington	5-3	Don Beaupre (2), empty net (1)
11/19/91	Mark Messier	VAN	Vancouver	4-3	Kirk McLean
03/30/91	Darren Turcotte	DET	Detroit	5-6	Tim Cheveldae
02/26/90	Darren Turcotte	BOS	MSG	6-1	Rejean Lemelin (2), Andy Moog (1)
03/01/89	Darren Turcotte	TOR	MSG	7-4	Allan Bester
02/27/89	Guy Lafleur	LAK	MSG	6-4	Glenn Healy
01/18/89	Tony Granato	CHI	Chicago	6-4	Ed Belfour
01/14/89	Tony Granato	PIT	Pittsburgh	4-4	Tom Barrasso
10/30/88	Tony Granato (4)	PIT	MSG	9-2	Steve Guenette (1), Frank Pietrangelo (2)
10/19/88	Brian Mullen	WSH	MSG	5-1	Clint Malarchuk
10/23/87	Ulf Dahlen	CHI	MSG	7-3	Darren Pang
03/04/87	Tomas Sandstrom	NYI	MSG	7-5	Billy Smith
02/24/87	Tony McKegney	BUF	Buffalo	6-3	Tom Barrasso
02/01/87	Pierre Larouche	BOS	MSG	5-4	Bill Ranford
01/14/87	Tomas Sandstrom	CGY	Calgary	8-5	Rejean Lemelin (1), Mike Vernon (2)
01/11/87	Tomas Sandstrom (4)	VAN	MSG	8-3	Richard Brodeur
12/31/86	Tomas Sandstrom	NYI	MSG	4-3	Kelly Hrudey
12/26/86	Kelly Kisio	NJD	New Jersey	7-4	Kirk McLean (2), Alain Chevrier (1)
12/17/86	Mike Ridley	WSH	MSG	6-1	Bob Mason
12/05/86	Walt Poddubny	WPG	Winnipeg	6-3	Eldon Reddick
11/21/86	Tony McKegney (4)	VAN	Vancouver	8-5	Richard Brodeur (1), Wendell Young (3)
11/20/85	Bob Brooke	TOR	MSG	7-3	Don Edwards
02/22/85	Peter Sundstrom	PIT	Pittsburgh	8-3	Brian Ford
10/25/84	Anders Hedberg	NJD	New Jersey	11-2	Hannu Kampuri (2), Ron Low (1)
03/22/84	Pierre Larouche	NJD	New Jersey	5-3	Glenn Resch
01/25/84	Pierre Larouche	PIT	Pittsburgh	6-3	Roberto Romano (2), Michel Dion (1)
01/18/84	Pierre Larouche	STL	MSG	6-2	Michel Larocque
01/16/84	Peter Sundstrom	DET	MSG	8-5	Corrado Micalaf
02/23/83	Mark Pavelich (5)	HAR	MSG	11-3	Greg Millen
11/24/82	Rob McManahan	MIN	MSG	8-5	Don Beaupre
11/21/82	Mark Pavelich	NYI	MSG	7-3	Billy Smith (1), Roland Melanson (2)
11/20/82	Mike Rogers	TOR	Toronto	6-3	Mike Palmateer
03/17/82	Reijo Ruotsalainen	PHI	MSG	5-2	Pelle Lindbergh
02/02/82	Mike Rogers	VAN	Vancouver	4-3	Glen Hanlon
12/27/81	Ron Duguay	PIT	MSG	5-3	Paul Harrison
11/05/81	Ron Duguay	PHI	Philadelphia	6-2	Rick St. Croix
02/21/81	Don Maloney	WAS	MSG	6-4	Mike Palmateer
02/04/81	Don Maloney	NYI	MSG	9-3	Billy Smith
11/16/80	Anders Hedberg	HAR	MSG	7-3	Ken Holland
10/26/80	Anders Hedberg (4)	DET	MSG	7-6	Gilles Gilbert
10/11/80	Mike Allison	TOR	Toronto	8-3	Jiri Crha
03/31/80	Don Maloney	DET	MSG	7-5	Rogie Vachon
03/15/80	Ulf Nilsson	TOR	Toronto	8-4	Mike Palmateer (2), Jiri Crha (1)
03/09/80	Dave Maloney	MIN	MSG	4-2	Gilles Meloche
01/22/80	Ron Duguay	LAK	Los Angeles	5-4	Ron Grahame
01/06/80	Don Maloney	ATL	MSG	5-5	Dan Bouchard
10/18/79	Phil Esposito	VAN	MSG	6-3	Glen Hanlon
03/15/79	Phil Esposito (4)	BOS	Boston	7-4	Jim Pettie
02/18/79	Phil Esposito	WSH	MSG	6-6	Gary Inness

ALL-TIME HAT TRICKS

DATE	PLAYER	OPPONENT	SITE	SCORE	GOALTENDER
01/21/79	Ulf Nilsson	PHI	MSG	5-5	Bernie Parent
01/14/79	Don Murdoch	ATL	Atlanta	6-4	Dan Bouchard
01/05/79	Ulf Nilsson	VAN	MSG	6-4	Dunc Wilson
11/15/78	Pat Hickey	CHI	MSG	8-1	Tony Esposito
03/24/78	Ron Duguay	WSH	Washington	11-4	Bernie Wolfe (1), Jim Bedard (2)
03/24/78	Phil Esposito	WSH	Washington	11-4	Bernie Wolfe
03/22/78	Ron Greschner	STL	St. Louis	6-1	Phil Myre
03/08/78	Don Murdoch	CLE	MSG	6-1	Gilles Meloche
02/23/78	Pat Hickey	CHI	MSG	6-2	Eddie Johnston
12/18/77	Ron Duguay	DET	MSG	6-2	Ron Low
11/30/77	Phil Esposito	STL	St. Louis	4-0	Ed Staniowski
10/26/77	Steve Vickers (4)	STL	MSG	6-2	Ed Staniowski
01/09/77	Phil Esposito	LAK	MSG	4-5	Rogie Vachon
12/08/76	Wayne Dillon	STL	MSG	4-4	Eddie Johnston
10/12/76	Don Murdoch (5)	MIN	Minnesota	10-4	Gary Smith
03/13/76	Wayne Dillon	VAN	Vancouver	7-3	Gary Smith
02/18/76	Steve Vickers	WSH	Washington	11-4	Ron Low
02/07/76	Rod Gilbert (4)	DET	Detroit	5-4	Doug Grant
01/04/76	Carol Vadnais	TOR	MSG	8-6	Wayne Thomas
03/30/75	Steve Vickers (4)	CR	MSG	8-2	Peter McDuffe
03/02/75	Greg Polis	PIT	MSG	6-8	Michel Plasse
02/15/75	Greg Polis (4)	MIN	Minnesota	9-2	Pete LoPresti
02/02/75	Rod Gilbert (4)	DET	MSG	5-5	Jim Rutherford
01/08/75	Brad Park	KC	Kansas City	6-1	Michel Plasse
12/18/74	Derek Sanderson	MIN	MSG	7-0	Cesare Maniago
11/17/74	Rick Middleton (4)	CAL	MSG	10-0	Gary Simmons
11/06/74	Rod Gilbert	CAL	Oakland	7-3	Gary Simmons
10/23/74	Bill Fairbairn	STL	MSG	5-1	Eddie Johnston
02/06/74	Steve Vickers	NYI	MSG	6-0	Billy Smith
11/24/73	Jean Ratelle	LAK	MSG	5-5	Rogie Vachon
02/04/73	Pete Stelmowski	ATL	MSG	6-0	Phil Myre
02/03/73	Walt Tkaczuk	BOS	Boston	7-3	Eddie Johnston
01/11/73	Pete Stelmowski	BUF	Buffalo	4-2	Dave Dryden (2), empty net (1)
12/31/72	Jean Ratelle	STL	MSG	6-1	Bob Johnson (2), Jacques Caron (1)
12/17/72	Gene Carr	PIT	MSG	9-1	Denis Herron
11/15/72	Steve Vickers	PHI	MSG	5-1	Michel Belhumeur
11/12/72	Steve Vickers	LAK	MSG	7-3	Gary Edwards
02/15/72	Jean Ratelle	VAN	Vancouver	5-1	Dunc Wilson
02/12/72	Brad Park	PIT	Pittsburgh	8-3	Rutherford
01/05/72	Jean Ratelle	STL	MSG	9-1	Ernie Wakely
12/12/71	Brad Park	PIT	MSG	6-1	Jim Rutherford
11/21/71	Jean Ratelle (4)	CAL	MSG	12-1	Gilles Meloche
03/07/71	Ted Irvine	LAK	MSG	4-2	Denis DeJordy
03/03/71	Bruce MacGregor	CAL	MSG	8-1	Gary Smith
01/24/71	Dave Balon (4)	MIN	MSG	6-2	Gilles Gilbert
12/22/70	Dave Balon	BUF	Buffalo	7-2	Roger Crozier
04/05/70	Dave Balon	DET	MSG	9-5	Roger Crozier
02/01/70	Dave Balon	PIT	MSG	6-0	Al Smith
11/02/69	Vic Hadfield	STL	MSG	6-4	Ernie Wakely
10/20/68	Phil Goyette	LAK	MSG	7-0	Wayne Rutledge (1), Gerry Desjardins (2)
03/20/68	Bob Nevin	CHI	Chicago	5-3	Dave Dryden
02/24/68	Rod Gilbert (4)	MON	Montreal	6-1	Rogie Vachon
01/07/68	Jean Ratelle	TOR	MSG	6-2	Bruce Gamble
12/17/67	Rod Gilbert	STL	MSG	5-3	Seth Martin
03/29/67	Don Marshall	DET	MSG	10-5	Roger Crozier (1), George Gardner (2)
03/29/67	Rod Gilbert	DET	MSG	10-5	Roger Crozier (1), George Gardner (2)
10/22/66	Rod Gilbert	TOR	Toronto	4-4	Johnny Bower
12/26/65	Bob Nevin	BOS	MSG	6-4	Bernie Parent
12/18/65	Earl Ingarfield	TOR	Toronto	4-8	Johnny Bower
01/17/65	Camille Henry	DET	Detroit	4-2	Roger Crozier
01/09/65	Bill Hicke	MTL	Montreal	6-5	Charlie Hodge
10/30/63	Phil Goyette	BOS	MSG	4-3	Eddie Johnston
03/20/63	Vic Hadfield	BOS	MSG	5-1	Eddie Johnston
02/28/63	Andy Bathgate	CHI	Chicago	6-1	Glenn Hall
02/26/63	Camille Henry	DET	Detroit	4-3	Terry Sawchuk
12/16/62	Andy Heberton	DET	MSG	5-2	Terry Sawchuk
12/23/61	Camille Henry	CHI	MSG	7-3	Glenn Hall
11/19/61	Earl Ingarfield	TOR	MSG	5-3	Johnny Bower
10/12/61	Andy Bathgate	BOS	MSG	6-3	Don Head
03/05/61	Camille Henry	DET	MSG	8-3	Terry Sawchuk
01/22/61	Dean Prentice	DET	Detroit	5-3	Hank Bassen
11/23/60	Andy Bathgate	BOS	MSG	6-3	Bruce Gamble
03/19/60	Dean Prentice	DET	Detroit	3-6	Terry Sawchuk
12/06/59	Jimmy Bartlett	TOR	MSG	6-0	Johnny Bower
03/11/59	Andy Bathgate	CHI	MSG	3-5	Glenn Hall
03/08/59	Andy Heberton	DET	MSG	4-2	Terry Sawchuk
11/19/58	Dean Prentice (4)	TOR	MSG	7-4	Johnny Bower
03/12/58	Dave Creighton	CHI	Chicago	3-2	Glenn Hall
01/08/58	Camille Henry	TOR	MSG	5-5	Ed Chadwick
12/16/56	Andy Bathgate	MON	MSG	4-2	Jacques Plante
11/24/55	Wally Hergesheimer	BOS	Boston	5-0	Terry Sawchuk
10/07/55	Ron Murphy	CHI	Chicago	7-4	Al Rollins
12/30/54	Dean Prentice	BOS	MSG	6-1	John Henderson
03/13/54	Camille Henry (4)	DET	Detroit	5-2	Terry Sawchuk
03/03/54	Don Raleigh	TOR	MSG	3-3	Harry Lumley
11/13/52	Wally Hergesheimer (4)	CHI	MSG	5-2	Al Rollins
10/22/52	Wally Hergesheimer	BOS	MSG	3-3	Sugar Jim Henry
03/12/52	Wally Hergesheimer	CHI	MSG	10-2	Harry Lumley
02/10/52	Ed Slowinski	TOR	MSG	3-4	Al Rollins
03/25/51	Reg Sinclair	CHI	MSG	5-2	Harry Lumley

ALL-TIME HAT TRICKS

DATE	PLAYER	OPPONENT	SITE	SCORE	GOALTENDER
03/11/51	Don Raleigh	MTL	MSG	5-5	Gerry McNeil
12/24/50	Nick Mickoski (4)	CHI	MSG	6-1	Harry Lumley
03/08/50	Don Raleigh	CHI	Chicago	4-2	Frank Brimsek
11/20/49	Tony Leswick	CHI	Chicago	5-2	Frank Brimsek
02/25/48	Don Raleigh (4)	CHI	MSG	4-7	Emile Francis
12/11/47	Phil Watson	MTL	Montreal	4-2	Bill Durnan
11/02/47	Buddy O'Connor	TOR	MSG	7-4	Turk Broda
02/26/47	Grant Warwick	CHI	MSG	7-9	Emile Francis
02/19/47	Grant Warwick	BOS	MSG	6-0	Frank Brimsek
12/08/46	Cal Gardner	BOS	Boston	6-4	Frank Brimsek
02/27/46	Edgar Laprade	TOR	Toronto	6-4	Turk Broda
12/19/45	Hank Goldup	BOS	Boston	7-8	Frank Brimsek
03/04/44	Fern Gauthier	BOS	Boston	9-10	Bert Gardiner
01/09/44	Dutch Hiller	MON	MSG	5-6	Bill Durnan
12/25/43	Ozzie Aubuchon	TOR	Toronto	5-3	Paul Bibeault
11/08/42	Grant Warwick	MON	Montreal	4-10	Paul Bibeault
02/07/42	Lynn Patrick	TOR	Toronto	4-6	Turk Broda
01/25/42	Grant Warwick	DET	MSG	11-2	Johnny Mowers
01/13/42	Alex Shibicky	NYA	MSG	9-2	Chuck Rayner
12/31/41	Bryan Hextall	NYA	Brooklyn	4-3	Chuck Rayner
12/11/41	Lynn Patrick	NYA	MSG	5-3	Chuck Rayner
01/05/41	Phil Watson	NYA	MSG	6-2	Earl Robertson
12/15/40	Bryan Hextall	NYA	MSG	6-3	Earl Robertson
01/23/40	Lynn Patrick	NYA	MSG	5-3	Earl Robertson
12/22/38	Alex Shibicky	MON	Montreal	5-2	Claude Bourque
12/08/38	Clint Smith	MON	Montreal	6-5	Claude Bourque
02/01/38	Alex Shibicky	CHI	MSG	6-1	Mike Karakas
12/29/36	Butch Keeling	NYA	MSG	5-1	Roy Worters
12/12/36	Cecil Dillon	TOR	Toronto	5-3	Turk Broda
02/04/36	Cecil Dillon	DET	MSG	4-4	Norman Smith
02/12/35	Cecil Dillon	STL	St. Louis	5-1	Bill Beveridge
01/22/35	Frank Boucher	MON	Montreal	7-0	Wilf Cude
01/25/34	Bun Cook	OTT	Ottawa	6-3	Bill Beveridge
03/12/33	Bill Cook (4)	NYA	MSG	8-2	Roy Worters
01/28/33	Cecil Dillon (4)	OTT	Ottawa	9-2	Alex Connell
11/29/31	Bill Cook	CHI	Chicago	5-0	Chuck Gardiner
02/26/31	Bill Cook	TOR	MSG	4-1	Lorne Chabot
12/25/30	Bun Cook	OTT	Ottawa	4-1	Alex Connell
12/23/30	Bill Cook	MON	MSG	5-1	George Hainsworth
12/04/30	Bill Cook	MON	Montreal	4-5	George Hainsworth
01/23/30	Bun Cook	OTT	MSG	6-3	Alex Connell
01/05/30	Frank Boucher	PIT	MSG	8-3	Joe Miller
12/17/29	Bun Cook	NYA	MSG	6-2	Roy Worters
11/17/29	Bill Cook	DET	MSG	5-5	Clarence Dolson
01/10/29	Bill Cook	OTT	Ottawa	9-3	Alex Connell
03/21/28	Frank Boucher	CHI	Chicago	6-1	Chuck Gardiner
03/18/28	Frank Boucher	NYA	MSG	7-3	Jake Forbes
01/29/28	Bill Cook	NYA	MSG	7-0	Joe Miller
12/04/27	Frank Boucher	DET	Detroit	3-1	Harry Holmes
03/26/27	Frank Boucher	BOS	Boston	3-4 (OT)	Hal Winkler
03/22/27	Bill Cook	PIT	MSG	4-1	Roy Worters
02/12/27	Bill Cook	PIT	Pittsburgh	3-2 (OT)	Roy Worters
01/16/27	Murray Murdoch	CHI	MSG	5-4	Hugh Lehman
11/20/26	Bill Cook	TOR	Toronto	5-1	John Ross Roach

ALL-TIME SHUTOUTS

GOALTENDER	REGULAR SEASON	PLAYOFFS	TOTAL
*Lundqvist	59	9	68
Giacomin	49	1	50
Kerr	40	7	47
Roach	30	5	35
Richter	24	9	33
Rayner	24	1	25
Worsley	24	0	24
Chabot	21	2	23
Vanbiesbrouck	16	2	18
Aitkenhead	11	3	14
Villemure	13	0	13
Talbot	8	0	8
Davidson	7	1	8
Dunham	7	0	7
Healy	6	0	6
Bower	5	0	5
Plante	5	0	5
Thomas	5	0	5
Henry	4	1	5
Valiquette	4	0	4

*Denotes player currently in organization

GOALTENDER	REGULAR SEASON	PLAYOFFS	TOTAL
Baker	3	0	3
Maniago	2	0	2
Biron	2	0	2
Markkanen	2	0	2
Mio	2	0	2
Paille	2	0	2
Winkler	2	0	2
Hanlon	1	1	2
Blackburn	1	0	1
Beveridge	1	0	1
Froese	1	0	1
McAuley	1	0	1
McCartan	1	0	1
*Raanta	1	0	1
Sawchuk	1	0	1
*Skapski	1	0	1
Soetaert	1	0	1
Weeks	1	0	1
Miller	0	1	1

MOST DECISIVE VICTORIES

HOME		
SCORE	OPPONENT	DATE
12-1	vs. California	Nov. 21, 1971
10-0	vs. California	Nov. 17, 1974
9-0	vs. Montreal	Feb. 4, 1940
9-0	vs. Chicago	Jan. 5, 1947
9-0	vs. Montreal	Jan. 30, 1949
9-0	vs. Boston	Feb. 23, 1969
9-0	vs. New Jersey	Mar. 31, 1986
11-2	vs. Detroit	Jan. 25, 1942
8-0	vs. Los Angeles	Jan. 9, 1972
9-1	vs. St. Louis	Jan. 5, 1972
9-1	vs. Pittsburgh	Dec. 17, 1972
10-2	vs. Chicago	Mar. 12, 1952
10-2	vs. Edmonton	Oct. 24, 1979
10-2	vs. Detroit	Dec. 23, 1985
11-3	vs. Hartford	Feb. 23, 1983

ROAD		
SCORE	OPPONENT	DATE
11-2	at New Jersey	Oct. 25, 1984
11-3	at Pittsburgh	Nov. 25, 1992
10-2	at Tampa Bay	Nov. 10, 1998
7-0	at NY Americans	Jan. 29, 1928
7-0	at Montreal	Jan. 22, 1935
7-0	at NY Americans	Feb. 2, 1939
7-0	at Toronto	Mar. 22, 1958
8-1	at Oakland	Nov. 7, 1969
8-1	at California	Nov. 5, 1971
8-1	at Minnesota	Dec. 30, 1974
9-2	at Ottawa	Jan. 28, 1933
9-2	at Minnesota	Feb. 15, 1975
11-4	at Minnesota	Dec. 4, 1976
11-4	at Washington	Mar. 24, 1978

MOST DECISIVE DEFEATS

HOME		
SCORE	OPPONENT	DATE
3-13	Boston	Jan. 2, 1944
0-9	Detroit	Dec. 6, 1950
1-10	Toronto	Mar. 21, 1965
0-8	Toronto	Mar. 9, 1944
0-8	Chicago	Apr. 2, 1967

ROAD		
SCORE	OPPONENT	DATE
0-15	at Detroit	Jan. 23, 1944
1-14	at Toronto	Mar. 16, 1957
3-14	at Boston	Jan. 21, 1945
2-12	at Detroit	Feb. 3, 1944

ALL-TIME 10-GOAL GAMES

DATE	SCORE	OPPONENT
Mar. 16, 1939	11-5	at NY Americans
Jan. 25, 1942	11-2	vs. Detroit
Mar. 12, 1952	10-2	vs. Chicago
Mar. 29, 1967	10-5	vs. Detroit
Nov. 21, 1971	12-1	vs. California
Nov. 17, 1974	10-0	vs. California
Feb. 18, 1976	11-4	vs. Washington
Oct. 12, 1976	10-4	at Minnesota
Dec. 4, 1976	11-4	at Minnesota
Mar. 24, 1978	11-4	at Washington
Oct. 24, 1979	10-2	vs. Edmonton
Feb. 23, 1983	11-3	vs. Hartford
Oct. 25, 1984	11-2	at New Jersey
Dec. 23, 1985	10-2	vs. Detroit
Nov. 25, 1992	11-3	at Pittsburgh
Dec. 13, 1992	10-5	vs. Montreal
Nov. 10, 1998	10-2	at Tampa Bay

ALL-TIME 10-GOAL GAMES VS. RANGERS

DATE	SCORE	OPPONENT
Nov. 5, 1942	5-12	at Detroit
Nov. 8, 1942	4-10	at Montreal
Jan. 28, 1943	1-10	at Chicago
Mar. 16, 1943	5-11	at Boston
Nov. 14, 1943	5-10	at Chicago
Dec. 4, 1943	4-11	at Toronto
Jan. 2, 1944	3-13	vs. Boston
Jan. 23, 1944	0-15	at Detroit
Feb. 3, 1944	2-12	at Detroit
Mar. 4, 1944	9-10	at Boston
Mar. 18, 1944	2-11	at Montreal
Nov. 2, 1944	3-10	at Detroit
Dec. 21, 1944	3-11	at Detroit
Jan. 21, 1945	3-14	at Boston
Mar. 11, 1945	5-11	vs. Montreal
Feb. 12, 1947	1-10	at Boston
Feb. 19, 1955	2-10	at Montreal
Mar. 16, 1957	1-14	at Toronto
Jan. 21, 1960	2-11	at Montreal
Mar. 21, 1965	1-10	vs. Toronto
Nov. 15, 1973	2-10	at Boston
Dec. 19, 1974	3-11	at Boston
Apr. 3, 1976	2-10	at NY Islanders
Mar. 10, 1977	3-10	at Boston
Nov. 13, 1979	5-10	at NY Islanders
Nov. 17, 1984	4-10	at NY Islanders
Feb. 25, 1985	5-12	vs. Winnipeg
Mar. 7, 1985	5-11	at Calgary
Dec. 4, 1988	6-10	at Edmonton
Feb. 17, 1989	6-10	vs. Toronto
Dec. 31, 1992	6-11	at Buffalo
Mar. 6, 1993	2-10	at Quebec
Apr. 9, 1993	4-10	vs. Pittsburgh
Feb. 6, 2009	2-10	at Dallas

ALL-TIME O-O GAMES

DATE	OPPONENT/SITE	GOALTENDERS
Mar. 5, 1927	vs. Montreal at Montreal (Maroons)	Lorne Chabot and Clint Benedict
Feb. 7, 1928	vs. Ottawa at MSG	Lorne Chabot and Alex Connell
Feb. 9, 1928	vs. Ottawa at Ottawa	Lorne Chabot and Alex Connell
Feb. 26, 1928	vs. Detroit at Detroit	Lorne Chabot and Hap Holmes
Dec. 6, 1928	vs. Pittsburgh at Pittsburgh (Pirates)	John Ross Roach and Joe Miller
Jan. 6, 1929	vs. NY Americans at Americans	John Ross Roach and Roy Worters
Jan. 19, 1929	vs. Montreal at Montreal	John Ross Roach and George Hainsworth
Feb. 28, 1929	vs. Chicago at Chicago	John Ross Roach and Charlie Gardiner
Nov. 18, 1930	vs. NY Americans at MSG	John Ross Roach and Roy Worters
Mar. 15, 1931	vs. NY Americans at MSG	John Ross Roach and Roy Worters
Dec. 7, 1933	vs. Montreal at MSG	Andy Aitkenhead and Lorne Chabot
Dec. 21, 1933	vs. Ottawa at MSG	Andy Aitkenhead and Bill Beveridge
Dec. 30, 1934	vs. Boston at MSG	Dave Kerr and Tiny Thompson
Feb. 24, 1935	vs. Boston at MSG	Dave Kerr and Tiny Thompson
Jan. 5, 1936	vs. NY Americans at Americans	Dave Kerr and Roy Worters
Mar. 3, 1936	vs. Toronto at MSG	Dave Kerr and George Hainsworth
Mar. 10, 1936	vs. Montreal at Montreal (Maroons)	Dave Kerr and Lorne Chabot
Dec. 8, 1936	vs. Chicago at MSG	Dave Kerr and Mike Karakas
Dec. 17, 1939	vs. Detroit at Detroit	Dave Kerr and Tiny Thompson
Mar. 14, 1940	vs. Boston at MSG	Dave Kerr and Frank Brimsek
Jan. 7, 1945	vs. Chicago at MSG	Ken McAuley and Mike Karakas
Dec. 31, 1945	vs. Montreal at MSG	Chuck Rayner and Bill Durnan
Dec. 24, 1949	vs. Montreal at Montreal	Chuck Rayner and Bill Durnan
Oct. 22, 1950	vs. Boston at Boston	Chuck Rayner and Jack Gelineau
Mar. 5, 1954	vs. Chicago at Chicago	Johnny Bower and Al Rollins
Jan. 12, 1955	vs. Toronto at MSG	Lorne Worsley and Harry Lumley
Dec. 8, 1956	vs. Toronto at Toronto	Lorne Worsley and Ed Chadwick
Mar. 8, 1964	vs. Montreal at MSG	Jacques Plante and Charlie Hodge
Mar. 8, 1970	vs. Pittsburgh at MSG	Ed Giacomin and Al Smith
Mar. 30, 1981	vs. Philadelphia at MSG	Steve Baker and Rick St. Croix
Dec. 9, 1989	vs. NY Islanders at NY Islanders	John Vanbiesbrouck and Mark Fitzpatrick
Feb. 28, 1995	vs. Florida at MSG	Mike Richter and John Vanbiesbrouck
Oct. 27, 1998	vs. Buffalo at MSG	Mike Richter and Dominik Hasek
Oct. 16, 2003	vs. Atlanta at MSG	Mike Dunham and Pasi Nurminen
Oct. 20, 2007	vs. Boston at Boston (O-I, SO)	Henrik Lundqvist and Manny Fernandez
Mar. 9, 2008	vs. Boston at MSG (I-O, SO)	Henrik Lundqvist and Alex Auld
Oct. 17, 2008	vs. Toronto at MSG (I-O, SO)	Steve Valiquette and Vesa Toskala
Jan. 12, 2010	vs. New Jersey at MSG (O-I, SO)	Henrik Lundqvist and Martin Brodeur
Feb. 1, 2012	vs. Buffalo at Buffalo (I-O, SO)	Henrik Lundqvist and Ryan Miller
Nov. 1, 2014	vs. Winnipeg at MSG (O-I, SO)	Henrik Lundqvist and Ondrej Pavelec

ALL-TIME PENALTY SHOTS

PLAYER	DATE	SCORE	GOALTENDER	RESULT
Bun Cook	11/18/34	St. Louis 0 at NYR 5	Bill Beveridge	Save
Bun Cook	12/8/34	NYR 5 at Toronto 2	George Hainsworth	Save
Bert Connolly	1/24/35	Chicago 3 at NYR 3	Lorne Chabot	Save
Bert Connolly	1/31/35	NYR 3 at Toronto 2	George Hainsworth	Save
Bert Connolly	1/16/36	Toronto 0 at NYR 1	George Hainsworth	Goal
Neil Colville	12/16/37	Americans 0 at NYR 2	Earl Robertson	Save
Alex Shibicky	2/1/38	Chicago 1 at NYR 6	Mike Karakas	Goal
Alex Shibicky	12/8/38	NYR 6 at Canadiens 5	Claude Bourque	Save
Mac Colville	12/27/41	NYR 4 at Montreal 3	Paul Bibeault	Goal
Ab DeMarco, Sr.	2/19/44	NYR 2 at Canadiens 5	Bill Durnan	Save
Chuck Scherza	11/30/44	NYR 7 at Montreal 5	Bill Durnan	Goal
Fred Thurier	1/18/45	NYR 3 at Detroit 7	Harry Lumley	Goal
Alex Shibicky	11/25/45	NYR 4 at Detroit 1	Harry Lumley	Goal
Danny Lewicki	10/24/56	Montreal 2 at NYR 3	Gerry McNeil	Goal
Andy Bathgate	3/14/62	Detroit 2 at NYR 3	Hank Bassen	Goal
Andy Hebenton	3/21/63	NYR 2 at Boston 2	Eddie Johnston	Save
Don Marshall	11/3/63	Montreal 5 at NYR 3	Charlie Hodge	Save
Rod Gilbert	11/27/63	Detroit 2 at NYR 3	Terry Sawchuk	Goal
Bob Nevin	11/5/66	NYR 1 at Toronto 3	Terry Sawchuk	Goal
Greg Polis	2/1/76	Minnesota 2 at NYR 3	Cesare Maniago	Save
Don Murdoch	11/3/76	NYR 6 at Vancouver 1	Curt Ridley	Goal
Bill Goldsworthy	11/14/76	Pittsburgh 5 at NYR 1	Dunc Wilson	Save
Don Murdoch	1/9/77	Los Angeles 5 at NYR 4	Rogie Vachon	Save
Don Murdoch	1/28/78	NYR 2 at Islanders 6	Glenn Resch	Save
Claude Larose	1/7/80	Hartford 2 at NYR 5	Al Smith	Save
Ron Greschner	10/28/80	NYR 4 at St. Louis 5	Mike Liut	Goal
Mike Rogers	12/5/81	NYR 2 at Colorado 1	Glenn Resch	Save
Pierre Larouche	2/16/86	Detroit 1 at NYR 3	Corrado Micallef	Save
Mike Ridley	2/16/86	Detroit 1 at NYR 3	Corrado Micallef	Save
Peter Sundstrom	3/2/86	Washington 4 at NYR 2	Al Jensen	Goal
Jan Erixon	10/24/87	NYR 5 at Philadelphia 3	Mark Laforest	Goal
Guy Lafleur	11/29/88	NYR 4 at Winnipeg 3	Eldon Reddick	Save
Lindy Ruff	11/26/89	Quebec 1 at NYR 3	Mario Brunetta	Goal
Kelly Kisio	2/26/90	Boston 1 at NYR 6	Rejean Lemelin	Save
Darren Turcotte	12/29/91	Pittsburgh 6 at NYR 3	Wendell Young	Save
Paul Broten	1/16/92	Calgary 4 at NYR 6	Mike Vernon	Goal
Alexei Kovalev	10/5/93	Boston 4 at NYR 3	Jon Casey	Save
Steve Larmer	1/16/94	NYR 5 at Chicago 1	Ed Belfour	Goal

ALL-TIME PENALTY SHOTS

PLAYER	DATE	SCORE	GOALTENDER	RESULT
Tony Amonte	1/27/94	NYR 5 at Los Angeles 4	Kelly Hrudey	Save
Mike Keane	10/24/97	Tampa Bay 3 at NYR 4	Corey Schwab	Goal
Kevin Stevens	3/22/98	NYR 4 at Philadelphia 5	Sean Burke	Save
John MacLean	1/10/99	Tampa Bay 2 at NYR 5	Bill Ranford	Goal
Radek Dvorak	3/13/00	Dallas 4 at NYR 3	Manny Fernandez	Save
Manny Malhotra	1/14/02	Columbus 2 at NYR 2	Marc Denis	Save
Pavel Bure	10/19/02	Nashville 2 at NYR 2	Tomas Vokoun	Goal
Pavel Bure	3/13/03	NYR 2 at Ottawa 3	Patrick Lalime	Goal
Jan Hlavac	11/6/03	NYR 3 at Carolina 6	Kevin Weekes	Goal
Matthew Barnaby	2/16/04	Ottawa 4 at NYR 1	Patrick Lalime	Save
Michael Nylander	10/5/05	NYR 5 at Philadelphia 3	Robert Esche	Save
Martin Straka	2/2/06	NYR 5 at Islanders 2	Rick DiPietro	Goal
Jason Ward	3/8/06	NYR 2 at Atlanta 3	Kari Lehtonen	Save
Martin Straka	3/14/06	NYR 3 at Carolina 5	Martin Gerber	Save
Karel Rachunek	12/30/06	Washington 1 at NYR 4	Olaf Kolzig	Save
Jed Ortmeyer	1/13/07	Boston 1 at NYR 3	Tim Thomas	Goal
Brendan Shanahan	1/29/07	NYR 6 at Boston 1	Hannu Toivonen	Goal
Chris Drury	11/8/08	NYR 1 at Washington 3	Brent Johnson	Save
Michal Rozsival	12/17/08	NYR 3 at Los Angeles 2	Jason LaBarbera	Goal
Lauri Korpikoski	3/21/09	Buffalo 3 at NYR 5	Patrick Lalime	Save
Ryan Callahan	12/6/09	Detroit 3 at NYR 1	Jimmy Howard	Save
Sean Avery	2/14/10	Tampa Bay 2 at NYR 5	Mike Smith	Goal
Marian Gaborik	10/11/10	NYR 4 at Islanders 6	Rick DiPietro	Save
Ryan Callahan	10/30/10	NYR 2 at Toronto 0	Jean-Sebastien Giguere	Goal
Marian Gaborik	2/11/11	NYR 2 at Atlanta 3	Ondrej Pavelec	Save
Marian Gaborik	1/10/12	Phoenix 1 at NYR 2	Mike Smith	Save
Marian Gaborik	3/14/13	NYR 1 at Winnipeg 3	Ondrej Pavelec	Save
Chris Kreider	11/19/13	Boston 2 at NYR 1	Tuukka Rask	Save
Rick Nash	11/21/13	NYR 3 at Dallas 2	Kari Lehtonen	Save
Derek Stepan	1/26/14	NYR 7 at New Jersey 3	Cory Schneider	Goal
Martin St. Louis	12/13/14	NYR 5 at Vancouver 1	Ryan Miller	Save
Carl Hagelin	2/2/15	Florida 3 at NYR 6	Roberto Luongo	Save
Rick Nash	10/10/15	Columbus 2 at NYR 5	Sergei Bobrovsky	Save
Chris Kreider	11/19/15	NYR 1 at Tampa Bay 2	Ben Bishop	Save
Chris Kreider	11/21/15	NYR 5 at Florida 4	Roberto Luongo	Save
Dan Boyle	12/9/15	NYR 1 at Vancouver 2	Ryan Miller	Goal
Keith Yandle	12/17/15	NYR 2 at Minnesota 5	Devan Dubnyk	Save
Jesper Fast	2/21/16	Detroit 0 at NYR 1	Jimmy Howard	Save

ALL-TIME PENALTY SHOTS VS. RANGERS

PLAYER, TEAM	DATE	SCORE	GOALTENDER	RESULT
Ebbie Goodfellow, Detroit	11/15/34	NYR 2 at Detroit 8	Percy Jackson	Save
Armand Mondou, Montreal	12/4/34	NYR 3 at Canadiens 5	Andy Aitkenhead	Goal
Charlie Conacher, Toronto	12/11/34	Toronto 8 at NYR 4	Andy Aitkenhead	Save
Hap Emms, NY Americans	12/16/37	Americans 0 at NYR 2	Davey Kerr	Save
Paul Thompson, Chicago	2/1/38	Chicago 1 at NYR 6	Davey Kerr	Save
Sid Abel, Detroit	2/26/42	Detroit 4 at NYR 7	Jim Henry	Goal
Bob Goldham, Toronto	3/7/42	NYR 2 at Toronto 4	Jim Henry	Goal
Bud Poile, Toronto	11/19/42	Toronto 7 at NYR 3	Steve Buzinski	Goal
Ray Getliffe, Montreal	2/20/43	NYR 1 at Canadiens 6	Bill Beveridge	Save
Ted Sloan, Toronto	2/17/51	NYR 0 at Toronto 2	Chuck Rayner	Save
Bernie Geoffrion, Montreal	10/16/52	NYR 1 at Montreal 3	Gump Worsley	Goal
Gordie Howe, Detroit	3/5/53	NYR 1 at Detroit 7	Gump Worsley	Goal
Dallas Smith, Boston	12/21/66	Boston 1 at NYR 5	Ed Giacomin	Save
John Bucyk, Boston	2/4/67	NYR 4 at Boston 3	Ed Giacomin	Goal
Ed Joyal, Los Angeles	10/31/67	NYR 6 at Los Angeles 1	Ed Giacomin	Save
Norm Ferguson, Oakland	11/24/68	Oakland 2 at NYR 3	Ed Giacomin	Goal
Charlie Burns, Pittsburgh	2/5/69	NYR 2 at Pittsburgh 3	Ed Giacomin	Save
Keith McCreary, Pittsburgh	3/18/70	NYR 2 at Pittsburgh 0	Ed Giacomin	Save
Butch Goring, Los Angeles	2/13/72	Los Angeles 2 at NYR 4	Gilles Villemure	Goal
Stan Mikita, Chicago	3/15/72	NYR 1 at Chicago 3	Ed Giacomin	Save
Ron Schock, Pittsburgh	3/10/73	NYR 5 at Pittsburgh 4	Ed Giacomin	Save
Jacques Lemaire, Montreal	3/31/73	NYR 1 at Montreal 5	Ed Giacomin	Goal
Paul Henderson, Toronto	10/20/73	NYR 2 at Toronto 3	Gilles Villemure	Save
Yvan Cournoyer, Montreal	12/29/73	NYR 1 at Montreal 7	Ed Giacomin	Save
Rolf Edberg, Washington	2/2/80	NYR 6 at Washington 3	Doug Soetaert	Goal
Mike Gartner, Washington	12/10/80	Washington 2 at NYR 6	Wayne Thomas	Goal
Bobby MacMillan, Calgary	1/13/81	NYR 4 at Calgary 4	Doug Soetaert	Save
Mike Rogers, Hartford	2/22/81	NYR 5 at Hartford 6	Doug Soetaert	Save
Petr Klima, Detroit	2/17/87	Detroit 2 at NYR 6	John Vanbiesbrouck	Save
Pat Verbeek, New Jersey	3/27/88	NYR 2 at New Jersey 7	John Vanbiesbrouck	Goal
Ray Bourque, Boston	11/11/88	Boston 4 at NYR 4	John Vanbiesbrouck	Save
Kevin Dineen, Hartford	10/19/89	Hartford 3 at NYR 7	Mike Richter	Save
Pelle Eklund, Philadelphia	1/14/90	Philadelphia 3 at NYR 4	Mike Richter	Save
Keith Acton, Philadelphia	3/25/90	Philadelphia 3 at NYR 7	John Vanbiesbrouck	Goal
Troy Murray, Winnipeg	11/27/91	NYR 2 at Winnipeg 3	Mike Richter	Save
Pavel Bure, Vancouver	2/17/92	Vancouver 3 at NYR 3	John Vanbiesbrouck	Save

ALL-TIME PENALTY SHOTS VS. RANGERS

PLAYER, TEAM	DATE	SCORE	GOALTENDER	RESULT
Steve Konowalchuk, Washington	3/5/95	NYR 2 at Washington 4	Mike Richter	Save
Ken Klee, Washington	3/12/97	Washington 2 at NYR 3	Mike Richter	Save
Doug Weight, Edmonton	10/8/97	NYR 3 at Edmonton 3	Mike Richter	Goal
Marc Bureau, Montreal	3/12/98	NYR 1 at Montreal 4	Mike Richter	Save
Claude Lapointe, NY Islanders	10/22/98	Islanders 2 at NYR 3	Mike Richter	Save
Richard Zednik, Washington	11/11/99	NYR 5 at Washington 4	Mike Richter	Save
Randy Robitaille, Nashville	1/31/00	Nashville 1 at NYR 5	Mike Richter	Save
David Legwand, Nashville	12/23/00	Nashville 3 at NYR 2	Kirk McLean	Goal
Colin White, New Jersey	12/19/01	New Jersey 2 at NYR 2	Mike Richter	Save
Patrick Marleau, San Jose	11/11/02	NYR 5 at San Jose 4	Dan Blackburn	Goal
Michal Handzus, Philadelphia	12/5/02	NYR 2 at Philadelphia 3	Dan Blackburn	Goal
Rem Murray, Nashville	1/23/03	NYR 4 at Nashville 2	Mike Dunham	Save
Miroslav Satan, Buffalo	2/15/03	NYR 4 at Buffalo 5	Mike Dunham	Goal
Eric Meloche, Pittsburgh	1/3/04	NYR 4 at Pittsburgh 1	Jussi Markkanen	Save
Zigmund Palffy, Pittsburgh	11/7/05	Pittsburgh 3 at NYR 2	Kevin Weekes	Save
Joe Sakic, Colorado	12/18/05	Colorado 2 at NYR 1	Kevin Weekes	Goal
Jordan Staal, Pittsburgh	11/25/06	NYR 2 at Pittsburgh 1	Henrik Lundqvist	Save
Nils Ekman, Pittsburgh	12/7/06	Pittsburgh 2 at NYR 3	Henrik Lundqvist	Goal
Marian Hossa, Atlanta	1/20/07	Atlanta 3 at NYR 1	Henrik Lundqvist	Save
Dmitry Afanasev, Philadelphia	2/17/07	Philadelphia 5 at NYR 3	Steve Valiquette	Save
Jordan Staal, Pittsburgh	10/23/07	NYR 0 at Pittsburgh 1	Henrik Lundqvist	Save
Vincent Lecavalier, Tampa Bay	10/29/07	Tampa Bay 1 at NYR 3	Henrik Lundqvist	Goal
Sergei Kostitsyn, Montreal	2/3/08	NYR 5 at Montreal 3	Henrik Lundqvist	Goal
Sidney Crosby, Pittsburgh	1/18/09	NYR 0 at Pittsburgh 3	Henrik Lundqvist	Save
Marco Sturm, Boston	1/9/10	NYR 3 at Boston 1	Henrik Lundqvist	Save
Daniel Paille, Boston	3/21/10	NYR 1 at Boston 2	Henrik Lundqvist	Save
Daniel Briere, Philadelphia	1/2/12	NYR 3 at Philadelphia 2	Henrik Lundqvist	Save
Jonathan Toews, Chicago	2/16/12	Chicago 4 at NYR 2	Martin Biron	Goal
Mikhail Grabovski, Washington	12/8/13	Washington 4 at NYR 1	Henrik Lundqvist	Goal
Cal Clutterbuck, NY Islanders	12/20/13	Islanders 5 at NYR 3	Henrik Lundqvist	Goal
Tyler Bozak, Toronto	3/5/14	Toronto 3 at NYR 2	Henrik Lundqvist	Goal
Jeff Skinner, Carolina	3/7/14	NYR 4 at Carolina 2	Henrik Lundqvist	Goal
Brian Gionta, Montreal	4/12/14	NYR 0 at Montreal 1	Cam Talbot	Goal
Gustav Nyquist, Detroit	11/5/14	Detroit 3 at NYR 4	Henrik Lundqvist	Save
Tobias Rieder, Arizona	2/14/15	NYR 5 at Arizona 1	Cam Talbot	Save
Reilly Smith, Florida	11/21/15	NYR 5 at Florida 4	Henrik Lundqvist	Save

SCORING LEADERS YEAR-BY-YEAR

YEAR	GOALS	PLAYER	ASSISTS	PLAYER	POINTS	PLAYER
1926-27	33	Bill Cook	15	Frank Boucher	37	Bill Cook
1927-28	23	Frank Boucher	14	Bun Cook	35	Frank Boucher
1928-29	15	Bill Cook	16	Frank Boucher	26	Frank Boucher
1929-30	29	Bill Cook	36	Frank Boucher	62	Frank Boucher
1930-31	30	Bill Cook	27	Frank Boucher	42	Bill Cook
1931-32	34	Bill Cook	23	Frank Boucher	48	Bill Cook
1932-33	28	Bill Cook	28	Frank Boucher	50	Bill Cook
1933-34	18	Bun Cook	30	Frank Boucher	44	Frank Boucher
1934-35	25	Cecil Dillon	32	Frank Boucher	45	Frank Boucher
1935-36	18	Cecil Dillon	18	Frank Boucher	32	Cecil Dillon
1936-37	22	Butch Keeling	18	Neil Colville	31	Cecil Dillon
1937-38	21	Cecil Dillon	25	Phil Watson	39	Cecil Dillon
1938-39	24	Alex Shibicky	23	Ott Heller	41	Clint Smith
1939-40	24	Bryan Hextall	28	Phil Watson	39	Bryan Hextall
1940-41	26	Bryan Hextall	28	Neil Colville	44	Bryan Hextall
					44	Lynn Patrick
1941-42	32	Lynn Patrick	37	Phil Watson	56	Bryan Hextall
1942-43	27	Bryan Hextall	39	Lynn Patrick	61	Lynn Patrick
1943-44	21	Bryan Hextall	33	Bryan Hextall	54	Bryan Hextall
1944-45	24	Ab DeMarco, Sr.	30	Ab DeMarco, Sr.	54	Ab DeMarco, Sr.
1945-46	20	Ab DeMarco, Sr.	27	Ab DeMarco, Sr.	47	Ab DeMarco, Sr.
1946-47	27	Tony Leswick	25	Edgar Laprade	41	Tony Leswick
1947-48	24	Buddy O'Connor	36	Buddy O'Connor	60	Buddy O'Connor
	24	Tony Leswick				
1948-49	18	Edgar Laprade	24	Buddy O'Connor	35	Buddy O'Connor
1949-50	22	Edgar Laprade	25	Tony Leswick	44	Edgar Laprade
			25	Don Raleigh	44	Tony Leswick
1950-51	20	Nick Mickoski	24	Don Raleigh	39	Don Raleigh
					39	Reg Sinclair
1951-52	26	Wally Hergesheimer	42	Don Raleigh	61	Don Raleigh
1952-53	30	Wally Hergesheimer	38	Paul Ronty	59	Wally Hergesheimer
1953-54	27	Wally Hergesheimer	33	Paul Ronty	46	Paul Ronty
1954-55	29	Danny Lewicki	32	Don Raleigh	53	Danny Lewicki
1955-56	24	Dean Prentice	47	Andy Bathgate	66	Andy Bathgate
	24	Andy Heberton				
1956-57	27	Andy Bathgate	50	Andy Bathgate	77	Andy Bathgate
1957-58	32	Camille Henry	48	Andy Bathgate	78	Andy Bathgate
1958-59	40	Andy Bathgate	48	Andy Bathgate	88	Andy Bathgate
1959-60	32	Dean Prentice	48	Andy Bathgate	74	Andy Bathgate
1960-61	29	Andy Bathgate	48	Andy Bathgate	77	Andy Bathgate
1961-62	28	Andy Bathgate	56	Andy Bathgate	84	Andy Bathgate
1962-63	37	Camille Henry	46	Andy Bathgate	81	Andy Bathgate
1963-64	29	Camille Henry	43	Andy Bathgate	65	Phil Goyette
1964-65	25	Rod Gilbert	36	Rod Gilbert	61	Rod Gilbert
1965-66	29	Bob Nevin	33	Bob Nevin	62	Bob Nevin
1966-67	28	Rod Gilbert	49	Phil Goyette	61	Phil Goyette
1967-68	32	Jean Ratelle	48	Rod Gilbert	78	Jean Ratelle
1968-69	32	Jean Ratelle	49	Rod Gilbert	78	Jean Ratelle
1969-70	33	Dave Balon	50	Walt Tkaczuk	77	Walt Tkaczuk
1970-71	36	Dave Balon	49	Walt Tkaczuk	75	Walt Tkaczuk
1971-72	50	Vic Hadfield	63	Jean Ratelle	109	Jean Ratelle
1972-73	41	Jean Ratelle	59	Rod Gilbert	94	Jean Ratelle

SCORING LEADERS YEAR-BY-YEAR

YEAR	GOALS	PLAYER	ASSISTS	PLAYER	POINTS	PLAYER
1973-74	36	Rod Gilbert	57	Brad Park	82	Brad Park
1974-75	41	Steve Vickers	61	Rod Gilbert	97	Rod Gilbert
1975-76	36	Rod Gilbert	53	Steve Vickers	86	Rod Gilbert
1976-77	34	Phil Esposito	48	Rod Gilbert	80	Phil Esposito
1977-78	40	Pat Hickey	48	Ron Greschner	81	Phil Esposito
1978-79	42	Phil Esposito	45	Anders Hedberg	78	Phil Esposito
					78	Anders Hedberg
1979-80	34	Phil Esposito	48	Don Maloney	78	Phil Esposito
1980-81	30	Anders Hedberg	41	Ron Greschner	70	Anders Hedberg
	30	Eddie Johnstone				
1981-82	40	Ron Duguay	65	Mike Rogers	103	Mike Rogers
1982-83	37	Mark Pavelich	53	Reijo Ruotsalainen	76	Mike Rogers
1983-84	48	Pierre Larouche	53	Mark Pavelich	82	Mark Pavelich
1984-85	29	Tomas Sandstrom	45	Reijo Ruotsalainen	73	Reijo Ruotsalainen
1985-86	25	Tomas Sandstrom	43	Mike Ridley	65	Mike Ridley
1986-87	40	Walt Poddubny	47	Walt Poddubny	87	Walt Poddubny
	40	Tomas Sandstrom				
1987-88	38	Walt Poddubny	55	Kelly Kisio	88	Walt Poddubny
1988-89	36	Tony Granato	56	Tomas Sandstrom	88	Tomas Sandstrom
1989-90	43	John Ogradnick	45	Brian Leetch	74	John Ogradnick
1990-91	49	Mike Gartner	72	Brian Leetch	88	Brian Leetch
1991-92	40	Mike Gartner	80	Brian Leetch	107	Mark Messier
1992-93	45	Mike Gartner	66	Mark Messier	91	Mark Messier
1993-94	52	Adam Graves	77	Sergei Zubov	89	Sergei Zubov
1994-95	17	Adam Graves	39	Mark Messier	53	Mark Messier
1995-96	47	Mark Messier	70	Brian Leetch	99	Mark Messier
1996-97	36	Mark Messier	72	Wayne Gretzky	97	Wayne Gretzky
1997-98	23	Adam Graves	67	Wayne Gretzky	90	Wayne Gretzky
	23	Wayne Gretzky				
	23	Alex Kovalev				
	23	Pat LaFontaine				
1998-99	38	Adam Graves	53	Wayne Gretzky	62	Wayne Gretzky
1999-00	26	Mike York	49	Theoren Fleury	68	Petr Nedved
2000-01	32	Petr Nedved	58	Brian Leetch	79	Brian Leetch
2001-02	37	Eric Lindros	45	Brian Leetch	73	Eric Lindros
2002-03	27	Petr Nedved	37	Tom Poti	58	Petr Nedved
2003-04	25	Bobby Holik	31	Bobby Holik	56	Bobby Holik
2005-06	54	Jaromir Jagr	69	Jaromir Jagr	123	Jaromir Jagr
2006-07	30	Jaromir Jagr	66	Jaromir Jagr	96	Jaromir Jagr
2007-08	25	Chris Drury	54	Scott Gomez	71	Jaromir Jagr
	25	Jaromir Jagr				
2008-09	24	Markus Naslund	42	Scott Gomez	58	Scott Gomez
						Nikolai Zherdev
2009-10	42	Marian Gaborik	44	Marian Gaborik	86	Marian Gaborik
2010-11	24	Brandon Dubinsky	30	Brandon Dubinsky	54	Brandon Dubinsky
2011-12	41	Marian Gaborik	41	Brad Richards	76	Marian Gaborik
2012-13	21	Rick Nash	26	Derek Stepan	44	Derek Stepan
2013-14	26	Rick Nash	40	Derek Stepan	59	Mats Zuccarello
			40	Mats Zuccarello		
2014-15	42	Rick Nash	41	Derick Brassard	69	Rick Nash
2015-16	27	Derick Brassard	42	Keith Yandle	61	Mats Zuccarello

LONGEST GOAL STREAKS YEAR-BY-YEAR (SINCE 1950)

YEAR	PLAYER	GAMES	DATE	TOTALS
1950-51	Nick Mickoski	3	Dec. 17 to Dec. 24, 1950	(6 goals)
	Tony Leswick	3	Jan. 13 to Jan. 17, 1951	(3 goals)
1951-52	Camille Henry	3	Nov. 4 to Nov. 11, 1951	(4 goals)
	Camille Henry	3	Dec. 9 to Dec. 12, 1951	(3 goals)
	Don Raleigh	3	Dec. 20 to Dec. 25, 1951	(3 goals)
1952-53	Nick Mickoski	4	Dec. 28 to Jan. 7, 1953	(4 goals)
1953-54	Wally Hergesheimer	3	Jan. 17 to Jan. 23, 1954	(4 goals)
1954-55	Danny Lewicki	3	Nov. 13 to Nov. 17, 1954	(5 goals)
	Dean Prentice	3	Dec. 25 to Dec. 30, 1954	(5 goals)
1955-56	Andy Bathgate	5	Nov. 27 to Dec. 7, 1955	(6 goals)
1956-57	Andy Heberton	3	Jan. 9 to Jan. 12, 1957	(5 goals)
	Andy Bathgate	3	Nov. 28 to Dec. 2, 1956	(4 goals)
	Camille Henry	3	Feb. 7 to Feb. 10, 1957	(3 goals)
	Camille Henry	3	Feb. 14 to Feb. 20, 1957	(3 goals)
	Red Sullivan	3	Nov. 14 to Nov. 18, 1956	(3 goals)
1957-58	Andy Bathgate	4	Feb. 23 to Mar. 2, 1958	(6 goals)
1958-59	Andy Bathgate	7	Nov. 8 to Nov. 23, 1958	(9 goals)
1959-60	Andy Bathgate	4	Nov. 18 to Nov. 26, 1959	(6 goals)
	Dean Prentice	4	Nov. 28 to Dec. 5, 1959	(6 goals)
	Andy Heberton	4	Dec. 27 to Jan. 3, 1960	(4 goals)
1960-61	Andy Heberton	4	Jan. 8 to Jan. 15, 1961	(4 goals)
	Camille Henry	4	Nov. 13 to Nov. 23, 1960	(4 goals)
1961-62	Johnny Wilson	4	Feb. 15 to Feb. 21, 1962	(5 goals)
*1962-63	Andy Bathgate	10	Dec. 15 to Jan. 5, 1963	(11 goals)
1963-64	Rod Gilbert	7	Dec. 12 to Jan. 23, 1964	(7 goals)
1964-65	Rod Gilbert	4	Dec. 29 to Jan. 6, 1965	(4 goals)
1965-66	Jean Ratelle	3	Jan. 1 to Jan. 8, 1966	(4 goals)
	Don Marshall	3	Nov. 20 to Nov. 24, 1965	(3 goals)
	Don Marshall	3	Jan. 26 to Jan. 30, 1966	(3 goals)
	Rod Gilbert	3	Oct. 30 to Nov. 6, 1965	(3 goals)
	Rod Seiling	3	Nov. 13 to Nov. 17, 1965	(3 goals)
	Vic Hadfield	3	Jan. 30 to Feb. 5, 1966	(3 goals)
	Reg Fleming	3	Feb. 20 to Feb. 26, 1966	(3 goals)
1966-67	Rod Gilbert	5	Dec. 7 to Dec. 17, 1966	(7 goals)
1967-68	Jean Ratelle	3	Feb. 11 to Feb. 18, 1968	(5 goals)
	Jean Ratelle	3	Feb. 24 to Feb. 29, 1968	(4 goals)
	Vic Hadfield	3	Oct. 21 to Oct. 25, 1967	(4 goals)
	Vic Hadfield	3	Mar. 2 to Mar. 6, 1968	(4 goals)
	Vic Hadfield	3	Dec. 30 to Jan. 3, 1968	(3 goals)
	Phil Goyette	3	Oct. 18 to Oct. 22, 1967	(4 goals)
	Phil Goyette	3	Jan. 13 to Jan. 19, 1968	(3 goals)
	Rod Gilbert	3	Dec. 31 to Jan. 6, 1968	(3 goals)
	Rod Gilbert	3	Feb. 4 to Feb. 11, 1968	(3 goals)
	Bob Nevin	3	Nov. 29 to Dec. 3, 1967	(3 goals)
1968-69	Reg Fleming	5	Dec. 21 to Dec. 28, 1968	(5 goals)
1969-70	Dave Balon	5	Feb. 1 to Feb. 13, 1970	(7 goals)
1970-71	Bruce MacGregor	5	Feb. 27 to Mar. 6, 1971	(6 goals)
	Rod Gilbert	5	Jan. 31 to Feb. 9, 1971	(5 goals)
1971-72	Jean Ratelle	8	Feb. 12 to Feb. 23, 1972	(12 goals)
1972-73	Jean Ratelle	8	Feb. 15 to Mar. 4, 1973	(10 goals)
1973-74	Rod Gilbert	5	Dec. 16 to Dec. 26, 1973	(5 goals)
1974-75	Steve Vickers	4	Mar. 19 to Mar. 23, 1975	(6 goals)
	Jean Ratelle	4	Jan. 23 to Jan. 28, 1975	(4 goals)
1975-76	Rod Gilbert	7	Jan. 25 to Feb. 7, 1976	(12 goals)
1976-77	Rod Gilbert	3	Nov. 22 to Nov. 27, 1976	(4 goals)
	Phil Esposito	3	Oct. 13 to Oct. 17, 1976	(3 goals)
1977-78	Phil Esposito	8	Mar. 22 to Mar. 29, 1978	(8 goals)
1978-79	Ron Duguay	6	Jan. 24 to Feb. 3, 1979	(7 goals)
1979-80	Phil Esposito	5	Jan. 22 to Feb. 2, 1980	(6 goals)
1980-81	Ron Greschner	5	Oct. 25 to Nov. 1, 1980	(5 goals)
1981-82	Ed Johnstone	7	Mar. 4 to Mar. 28, 1982	(8 goals)
1982-83	Don Maloney	4	Jan. 3 to Jan. 9, 1983	(5 goals)
	Anders Hedberg	4	Oct. 20 to Oct. 27, 1982	(4 goals)
	Mark Pavelich	4	Oct. 24 to Oct. 31, 1982	(4 goals)
	Don Maloney	4	Nov. 10 to Nov. 17, 1982	(4 goals)
1983-84	Pierre Larouche	5	Dec. 12 to Dec. 30, 1983	(7 goals)
	Anders Hedberg	5	Mar. 22 to Mar. 31, 1984	(5 goals)
	Don Maloney	5	Nov. 13 to Nov. 23, 1983	(5 goals)
1984-85	Tomas Sandstrom	5	Dec. 30 to Jan. 9, 1985	(6 goals)
1985-86	Pierre Larouche	7	Feb. 5 to Feb. 24, 1986	(10 goals)
1986-87	Tomas Sandstrom	5	Jan. 14 to Jan. 26, 1987	(8 goals)
1987-88	Walt Poddubny	5	Dec. 20 to Dec. 29, 1987	(7 goals)
	Ulf Dahlen	5	Dec. 31 to Jan. 8, 1988	(6 goals)
1988-89	Tony Granato	6	Jan. 9 to Jan. 21, 1989	(10 goals)
1989-90	Mike Gartner	7	Mar. 12 to Mar. 27, 1990	(8 goals)
1990-91	Mike Gartner	7	Jan. 30 to Feb. 13, 1991	(7 goals)
1991-92	Sergei Nemchinov	6	Dec. 2 to Dec. 14, 1991	(6 goals)

*Denotes Rangers all-time leader

LONGEST GOAL STREAKS YEAR-BY-YEAR (SINCE 1950)

YEAR	PLAYER	GAMES	DATE	TOTALS
1992-93	Mike Gartner	6	Jan. 2 to Jan. 13, 1993	(9 goals)
	Darren Turcotte	6	Nov. 30 to Dec. 11, 1992	(7 goals)
	Darren Turcotte	6	Oct. 31 to Nov. 11, 1992	(7 goals)
1993-94	Adam Graves	4	Oct. 11 to Oct. 16, 1993	(4 goals)
	Adam Graves	4	Nov. 3 to Nov. 10, 1993	(4 goals)
	Adam Graves	4	Nov. 16 to Nov. 24, 1993	(4 goals)
	Alex Kovalev	4	Mar. 27 to Apr. 2, 1994	(4 goals)
	Mark Messier	4	Oct. 7 to Oct. 13, 1993	(4 goals)
	Mark Messier	4	Jan. 25 to Jan. 31, 1994	(6 goals)
1994-95	Sergei Zubov	5	Apr. 16 to Apr. 24, 1995	(5 goals)
1995-96	Mark Messier	5	Nov. 3 to Nov. 11, 1995	(7 goals)
	Pat Verbeek	5	Jan. 5 to Jan. 22, 1996	(8 goals)
1996-97	Daniel Goneau	5	Oct. 12 to Oct. 20, 1996	(5 goals)
1997-98	Alex Kovalev	4	Mar. 25 to Mar. 30, 1998	(5 goals)
	Wayne Gretzky	4	Mar. 4 to Mar. 11, 1998	(5 goals)
1998-99	Adam Graves	3	Feb. 28 to Mar. 4, 1999	(4 goals)
	Brian Leetch	3	Feb. 4 to Feb. 12, 1999	(3 goals)
	Adam Graves	3	Dec. 14 to Dec. 19, 1998	(3 goals)
	Wayne Gretzky	3	Nov. 29 to Dec. 2, 1998	(3 goals)
	Brian Leetch	3	Nov. 27 to Dec. 1, 1998	(3 goals)
1999-00	John MacLean	3	Jan. 16 to Jan. 20, 2000	(5 goals)
	Mike York	3	Nov. 7 to Nov. 11, 1999	(4 goals)
	Valeri Kamensky	3	Jan. 15 to Jan. 18, 2000	(3 goals)
2000-01	Radek Dvorak	4	Feb. 12 to Feb. 23, 2001	(4 goals)
	Petr Nedved	4	Jan. 29 to Feb. 9, 2001	(6 goals)
	Theoren Fleury	4	Oct. 29 to Nov. 4, 2000	(6 goals)
	Theoren Fleury	4	Oct. 14 to Oct. 22, 2000	(5 goals)
2001-02	Eric Lindros	4	Apr. 4 to Apr. 10, 2002	(4 goals)
	Eric Lindros	4	Nov. 2 to Nov. 8, 2001	(4 goals)
	Theoren Fleury	4	Nov. 3 to Nov. 10, 2001	(4 goals)
	Pavel Bure	4	Mar. 27 to Apr. 1, 2002	(6 goals)
2002-03	Eric Lindros	4	Dec. 3 to Dec. 8, 2002	(4 goals)
2003-04	Jaromir Jagr	4	Feb. 19 to Feb. 26, 2004	(5 goals)
2005-06	Jaromir Jagr	6	Feb. 2 to Mar. 2, 2006	(9 goals)
	Petr Prucha	6	Dec. 3 to Dec. 13, 2005	(9 goals)
2006-07	Martin Straka	4	Nov. 25 to Dec. 1, 2006	(5 goals)
	Brendan Shanahan	4	Oct. 28 to Nov. 2, 2006	(4 goals)
	Brendan Shanahan	4	Oct. 10 to Oct. 16, 2006	(4 goals)
2007-08	Chris Drury	4	Jan. 31 to Feb. 5, 2008	(5 goals)
	Jaromir Jagr	4	Mar. 31 to Apr. 6, 2008	(5 goals)
2008-09	Nik Antropov	3	Mar. 14 to Mar. 17, 2009	(3 goals)
	Sean Avery	3	Mar. 12 to Mar. 15, 2009	(4 goals)
	Scott Gomez	3	Feb. 28 to Mar. 8, 2009	(3 goals)
	Nikolai Zherdev	3	Feb. 28 to Mar. 8, 2009	(3 goals)
	Markus Naslund	3	Feb. 26 to Mar. 5, 2009	(3 goals)
2009-10	Marian Gaborik	4	Oct. 22 to Nov. 9, 2009	(5 goals)
	Marian Gaborik	4	Nov. 17 to Nov. 25, 2009	(6 goals)
2010-11	Ryan Callahan	4	Oct. 24 to Oct. 30, 2010	(4 goals)
	Derek Stepan	4	Dec. 16 to Dec. 27, 2010	(4 goals)
2011-12	Marian Gaborik	5	Dec. 17 to Dec. 26, 2011	(7 goals)
2012-13	Rick Nash	5	Feb. 28 to Mar. 8, 2013	(6 goals)
2013-14	Rick Nash	5	Jan. 18 to Jan. 26, 2014	(7 goals)
2014-15	Rick Nash	4	Oct. 9 to Oct. 14, 2014	(6 goals)
	Rick Nash	4	Nov. 19 to Nov. 28, 2014	(4 goals)
	Rick Nash	4	Jan. 31 to Feb. 7, 2015	(5 goals)
2015-16	Rick Nash	4	Nov. 21 to Nov. 27, 2015	(6 goals)

*Denotes Rangers all-time leader

LONGEST ASSIST STREAKS YEAR-BY-YEAR (SINCE 1950)

YEAR	PLAYER	GAMES	DATE	TOTALS
1950-51	Reg Sinclair	5	Feb. 2 to Mar. 7, 1951	(7 assists)
1951-52	Don Raleigh	4	Dec. 1 to Dec. 9, 1951	(7 assists)
	Steve Kraftcheck	4	Jan. 13 to Jan. 20, 1952	(4 assists)
1952-53	Wally Hergesheimer	3	Dec. 17 to Dec. 20, 1952	(5 assists)
	Don Raleigh	3	Feb. 1 to Feb. 8, 1953	(4 assists)
	Hy Buller	3	Oct. 19 to Oct. 26, 1952	(3 assists)
	Hy Buller	3	Mar. 5 to Mar. 8, 1953	(3 assists)
	Wally Hergesheimer	3	Oct. 16 to Oct. 19, 1952	(3 assists)
	Paul Ronty	3	Mar. 14 to Mar. 18, 1953	(3 assists)
	Neil Strain	3	Dec. 14 to Dec. 18, 1952	(3 assists)
1953-54	Paul Ronty	5	Feb. 14 to Feb. 24, 1954	(6 assists)
1954-55	Don Raleigh	6	Feb. 5 to Feb. 16, 1955	(7 assists)
1955-56	Andy Bathgate	7	Dec. 25 to Jan. 11, 1956	(10 assists)
1956-57	Andy Bathgate	5	Feb. 10 to Feb. 20, 1957	(6 assists)
	Camille Henry	5	Feb. 7 to Feb. 16, 1957	(6 assists)
	Camille Henry	5	Feb. 20 to Mar. 2, 1957	(5 assists)
1957-58	Andy Bathgate	6	Feb. 14 to Feb. 26, 1958	(8 assists)
1958-59	Andy Bathgate	6	Jan. 14 to Jan. 28, 1959	(7 assists)
1959-60	Andy Heberton	4	Oct. 24 to Nov. 1, 1959	(4 assists)
	Andy Bathgate	4	Dec. 5 to Dec. 13, 1959	(4 assists)
1960-61	Earl Ingarfield	8	Jan. 22 to Feb. 5, 1961	(8 assists)
1961-62	Andy Bathgate	6	Oct. 11 to Oct. 19, 1961	(8 assists)
	Andy Bathgate	6	Jan. 3 to Jan. 17, 1962	(7 assists)
1962-63	Dean Prentice	5	Dec. 12 to Dec. 31, 1962	(6 assists)
	Andy Bathgate	5	Feb. 12 to Feb. 23, 1963	(5 assists)
1963-64	Phil Goyette	6	Jan. 15 to Jan. 25, 1964	(6 assists)
1964-65	Rod Gilbert	7	Mar. 14 to Mar. 28, 1965	(10 assists)
1965-66	Phil Goyette	5	Nov. 17 to Nov. 25, 1965	(7 assists)
1966-67	Earl Ingarfield	5	Nov. 20 to Nov. 30, 1966	(6 assists)
	Phil Goyette	5	Feb. 8 to Feb. 26, 1967	(5 assists)
1967-68	Rod Gilbert	6	Feb. 4 to Feb. 17, 1968	(10 assists)
	Rod Gilbert	6	Feb. 24 to Mar. 6, 1968	(7 assists)
1968-69	Rod Gilbert	10	Mar. 5 to Mar. 26, 1969	(14 assists)
1969-70	Rod Gilbert	7	Nov. 22 to Dec. 10, 1969	(10 assists)
1970-71	Walt Tkaczuk	7	Dec. 19 to Dec. 29, 1970	(9 assists)
1971-72	Jean Ratelle	7	Nov. 28 to Dec. 12, 1971	(14 assists)
	Rod Gilbert	7	Feb. 13 to Feb. 23, 1972	(10 assists)
	Vic Hadfield	7	Oct. 31 to Nov. 14, 1971	(9 assists)
1972-73	Jean Ratelle	9	Oct. 25 to Nov. 8, 1972	(10 assists)
1973-74	Rod Gilbert	5	Dec. 1 to Dec. 9, 1973	(6 assists)
1974-75	Rod Gilbert	7	Nov. 27 to Dec. 12, 1974	(8 assists)
1975-76	Rod Gilbert	6	Oct. 8 to Oct. 19, 1975	(8 assists)
1976-77	Rod Gilbert	7	Nov. 28 to Dec. 8, 1976	(10 assists)
1977-78	Carol Vadnais	4	Oct. 25 to Oct. 30, 1977	(4 assists)
	Walt Tkaczuk	4	Mar. 8 to Mar. 18, 1978	(4 assists)
1978-79	Ron Greschner	6	Oct. 28 to Nov. 8, 1978	(7 assists)
	Don Maloney	6	Mar. 4 to Mar. 15, 1979	(6 assists)
1979-80	Don Maloney	7	Dec. 3 to Dec. 15, 1979	(6 assists)
1980-81	Tom Laidlaw	5	Feb. 19 to Feb. 28, 1981	(7 assists)
	Steve Vickers	5	Dec. 3 to Dec. 12, 1980	(5 assists)
1981-82	Don Maloney	8	Mar. 8 to Mar. 24, 1982	(12 assists)
	Mike Rogers	8	Mar. 4 to Mar. 20, 1982	(10 assists)
1982-83	Dave Maloney	7	Nov. 11 to Dec. 12, 1982	(8 assists)
1983-84	Mikko Leinonen	6	Feb. 11 to Feb. 25, 1984	(7 assists)
1984-85	Tomas Sandstrom	5	Dec. 30 to Jan. 9, 1985	(6 assists)
1985-86	Mike Ridley	7	Feb. 8 to Feb. 25, 1986	(11 assists)
	Reijo Ruotsalainen	7	Oct. 25 to Mar. 9, 1985	(9 assists)
1986-87	Pierre Larouche	5	Feb. 7 to Feb. 19, 1987	(7 assists)
	Curt Giles	5	Dec. 21 to Dec. 30, 1986	(6 assists)
1987-88	Kelly Kisio	6	Jan. 19 to Feb. 4, 1988	(8 assists)
	Walt Poddubny	6	Feb. 29 to Mar. 12, 1988	(8 assists)
	Brian Leetch	6	Mar. 22 to Apr. 1, 1988	(7 assists)
1988-89	Brian Leetch	7	Feb. 17 to Mar. 1, 1989	(11 assists)
	Carey Wilson	7	Jan. 9 to Jan. 23, 1989	(9 assists)
1989-90	Brian Mullen	6	Feb. 21 to Mar. 3, 1990	(10 assists)
1990-91	Darren Turcotte	9	Oct. 8 to Oct. 25, 1990	(11 assists)
*1991-92	Brian Leetch	15	Nov. 29 to Dec. 31, 1991	(23 assists)
1992-93	Mark Messier	8	Feb. 12 to Feb. 27, 1993	(11 assists)
1993-94	Brian Leetch	5	Nov. 14 to Nov. 24, 1993	(7 assists)
	Sergei Zubov	5	Oct. 22 to Oct. 31, 1993	(8 assists)
	Sergei Zubov	5	Jan. 14 to Jan. 27, 1994	(8 assists)
1994-95	Mark Messier	8	Apr. 12 to Apr. 26, 1995	(19 assists)
1995-96	Brian Leetch	9	Jan. 3 to Jan. 31, 1996	(9 assists)
1996-97	Brian Leetch	7	Nov. 16 to Dec. 1, 1996	(8 assists)
1997-98	Wayne Gretzky	8	Jan. 20 to Feb. 4, 1998	(9 assists)
1998-99	Wayne Gretzky	6	Nov. 7 to Nov. 19, 1998	(8 assists)
1999-00	Theoren Fleury	8	Nov. 7 to Nov. 26, 1999	(10 assists)
2000-01	Theoren Fleury	7	Dec. 9 to Dec. 23, 2000	(8 assists)
2001-02	Brian Leetch	6	Dec. 15 to Dec. 28, 2001	(8 assists)

*Denotes Rangers all-time leader

LONGEST ASSIST STREAKS YEAR-BY-YEAR (SINCE 1950)

YEAR	PLAYER	GAMES	DATE	TOTALS
	Theoren Fleury	6	Nov. 3 to Nov. 14, 2001	(6 assists)
2002-03	Tom Poti	4	Oct. 21 to Oct. 26, 2002	(4 assists)
	Matthew Barnaby	4	Dec. 29 to Jan. 6, 2003	(4 assists)
2003-04	Alex Kovalev	6	Nov. 18 to Nov. 28, 2003	(8 assists)
2005-06	Michael Nylander	7	Mar. 22 to Apr. 4, 2006	(10 assists)
2006-07	Martin Straka	7	Nov. 28 to Dec. 12, 2006	(9 assists)
2007-08	Scott Gomez	7	Nov. 5 to Nov. 17, 2007	(9 assists)
2008-09	Nikolai Zherdev	4	Nov. 22 to Nov. 28, 2008	(4 assists)
	Aaron Voros	4	Oct. 5 to Oct. 13, 2008	(4 assists)
2009-10	Vinny Prospal	6	Oct. 5 to Oct. 17, 2009	(8 assists)
2010-II	Ryan Callahan	5	Oct. 21 to Oct. 29, 2010	(5 assists)
	Vinny Prospal	5	Mar. 6 to Mar. 18, 2011	(6 assists)
2011-12	Brad Richards	5	Nov. 29 to Dec. 8, 2011	(6 assists)
2012-13	Rick Nash	6	Feb. 10 to Feb. 17, 2013	(6 assists)
2013-14	Derek Stepan	6	Feb. 27 to Mar. 9, 2014	(8 assists)
2014-15	Derick Brassard	6	Feb. 10 to Feb. 20, 2015	(8 assists)
2015-16	Keith Yandle	5	Feb. 10 to Feb. 18, 2016	(5 assists)

*Denotes Rangers all-time leader

LONGEST POINT STREAKS YEAR-BY-YEAR (SINCE 1950)

YEAR	PLAYER	GAMES	DATE	TOTALS
1950-51	Jack McLeod	6	Nov. 5 to Nov. 18, 1950	(3 goals and 4 assists)
	Buddy O'Connor	6	Feb. 1 to Feb. 15, 1951	(3 goals and 4 assists)
1951-52	Hy Buller	6	Jan. 9 to Jan. 20, 1952	(4 goals and 3 assists)
1952-53	Wally Hergesheimer	9	Dec. 7 to Dec. 28, 1952	(3 goals and 9 assists)
1953-54	Paul Ronty	5	Feb. 14 to Feb. 24, 1954	(1 goal and 6 assists)
1954-55	Danny Lewicki	6	Feb. 5 to Feb. 16, 1955	(4 goals and 5 assists)
	Don Raleigh	6	Feb. 5 to Feb. 16, 1955	(2 goals and 7 assists)
	Dean Prentice	6	Nov. 27 to Dec. 8, 1954	(2 goals and 5 assists)
1955-56	Dave Creighton	8	Oct. 7 to Oct. 26, 1955	(4 goals and 8 assists)
1956-57	Camille Henry	11	Feb. 7 to Mar. 2, 1957	(8 goals and 12 assists)
1957-58	Andy Bathgate	8	Feb. 14 to Mar. 2, 1958	(8 goals and 9 assists)
1958-59	Andy Bathgate	12	Jan. 10 to Feb. 7, 1959	(8 goals and 11 assists)
1959-60	Dean Prentice	8	Mar. 6 to Mar. 20, 1960	(6 goals and 6 assists)
1960-61	Red Sullivan	8	Jan. 4 to Feb. 18, 1961	(4 goals and 4 assists)
	Earl Ingarfield	8	Jan. 22 to Feb. 5, 1961	(8 assists)
1961-62	Dean Prentice	9	Jan. 31 to Feb. 15, 1962	(5 goals and 7 assists)
1962-63	Andy Bathgate	13	Dec. 9 to Jan. 5, 1963	(12 goals and 6 assists)
1963-64	Rod Gilbert	11	Dec. 29 to Jan. 23, 1964	(8 goals and 7 assists)
1964-65	Rod Gilbert	7	Mar. 14 to Mar. 28, 1965	(2 goals and 10 assists)
1965-66	Don Marshall	7	Feb. 19 to Mar. 3, 1966	(5 goals and 5 assists)
1966-67	Earl Ingarfield	6	Nov. 19 to Nov. 30, 1966	(2 goals and 6 assists)
1967-68	Rod Gilbert	10	Dec. 25 to Jan. 17, 1968	(6 goals and 11 assists)
1968-69	Rod Gilbert	13	Nov. 8 to Dec. 5, 1968	(5 goals and 12 assists)
	Jean Ratelle	13	Mar. 5 to Mar. 30, 1969	(12 goals and 10 assists)
1969-70	Walt Tkaczuk	13	Dec. 28 to Jan. 28, 1978	(9 goals and 12 assists)
1970-71	Rod Gilbert	10	Jan. 20 to Feb. 9, 1971	(9 goals and 3 assists)
1971-72	Jean Ratelle	13	Feb. 3 to Feb. 27, 1972	(16 goals and 12 assists)
1972-73	Rod Gilbert	14	Oct. 7 to Nov. 8, 1972	(11 goals and 12 assists)
1973-74	Rod Gilbert	5	Dec. 1 to Dec. 9, 1973	(5 goals and 6 assists)
1974-75	Rod Gilbert	7	Nov. 27 to Dec. 12, 1974	(7 goals and 8 assists)
1975-76	Rod Gilbert	8	Jan. 23 to Feb. 7, 1976	(12 goals and 3 assists)
1976-77	Rod Gilbert	10	Nov. 20 to Dec. 8, 1976	(7 goals and 11 assists)
1977-78	Don Murdoch	8	Feb. 23 to Mar. 15, 1978	(7 goals and 6 assists)
1978-79	Mike McEwen	5	Oct. 12 to Oct. 21, 1978	(3 goals and 5 assists)
1979-80	Don Maloney	7	Dec. 3 to Dec. 15, 1979	(3 goals and 6 assists)
1980-81	Don Maloney	7	Nov. 26 to Dec. 10, 1980	(4 goals and 5 assists)
1981-82	Mike Rogers	16	Feb. 14 to Mar. 20, 1982	(10 goals and 18 assists)
1982-83	Don Maloney	10	Nov. 6 to Nov. 27, 1982	(7 goals and 7 assists)
1983-84	Mike Rogers	10	Oct. 10 to Oct. 30, 1983	(3 goals and 9 assists)
1984-85	Reijo Ruotsalainen	14	Feb. 5 to Mar. 7, 1985	(9 goals and 11 assists)
1985-86	Pierre Larouche	9	Feb. 5 to Feb. 27, 1986	(10 goals and 4 assists)

*Denotes Rangers all-time leader

LONGEST POINT STREAKS YEAR-BY-YEAR (SINCE 1950)

YEAR	PLAYER	GAMES	DATE	TOTALS
1986-87	Walt Poddubny	15	Jan. 11 to Feb. 17, 1987	(11 goals and 8 assists)
1987-88	Walt Poddubny	11	Oct. 12 to Nov. 1, 1987	(9 goals and 9 assists)
1988-89	Carey Wilson	14	Dec. 26 to Jan. 26, 1989	(7 goals and 17 assists)
1989-90	Brian Mullen	12	Feb. 14 to Mar. 10, 1990	(6 goals and 14 assists)
1990-91	Darren Turcotte	11	Oct. 4 to Oct. 25, 1990	(6 goals and 13 assists)
*1991-92	Brian Leetch	17	Nov. 23 to Dec. 31, 1991	(5 goals and 24 assists)
1992-93	Mark Messier	9	Oct. 12 to Oct. 29, 1992	(6 goals and 10 assists)
	Tony Amonte	9	Mar. 6 to Mar. 26, 1993	(3 goals and 11 assists)
1993-94	Alex Kovalev	11	Mar. 16 to Apr. 8, 1994	(10 goals and 5 assists)
	Mark Messier	11	Jan. 14 to Feb. 9, 1994	(10 goals and 11 assists)
1994-95	Mark Messier	8	Apr. 12 to Apr. 26, 1995	(19 assists)
1995-96	Luc Robitaille	10	Oct. 16 to Nov. 3, 1995	(5 goals and 9 assists)
	Pat Verbeek	10	Dec. 30 to Jan. 24, 1996	(10 goals and 8 assists)
1996-97	Wayne Gretzky	15	Oct. 6 to Nov. 4, 1996	(7 goals and 15 assists)
1997-98	Wayne Gretzky	8	Jan. 20 to Feb. 4, 1998	(1 goal and 9 assists)
	Wayne Gretzky	8	Oct. 24 to Nov. 12, 1997	(3 goals and 8 assists)
1998-99	John MacLean	9	Feb. 19 to Mar. 8, 1999	(3 goals and 11 assists)
1999-00	Theoren Fleury	10	Nov. 3 to Nov. 26, 1999	(1 goal and 12 assists)
2000-01	Theoren Fleury	14	Dec. 2 to Dec. 31, 2000	(6 goals and 15 assists)
2001-02	Eric Lindros	7	Mar. 27 to Apr. 10, 2002	(7 goals and 5 assists)
	Pavel Bure	7	Mar. 27 to Apr. 10, 2002	(9 goals and 6 assists)
	Eric Lindros	7	Nov. 2 to Nov. 14, 2001	(5 goals and 4 assists)
2002-03	Bobby Holik	9	Dec. 28 to Jan. 13, 2003	(5 goals and 7 assists)
2003-04	Alex Kovalev	7	Nov. 18 to Nov. 30, 2003	(2 goals and 10 assists)
	Brian Leetch	7	Nov. 23 to Dec. 4, 2003	(5 goals and 4 assists)
2005-06	Jaromir Jagr	12	Mar. 12 to Apr. 4, 2006	(9 goals and 14 assists)
	Jaromir Jagr	12	Oct. 12 to Nov. 5, 2005	(12 goals and 7 assists)
2006-07	Martin Straka	11	Nov. 19 to Dec. 12, 2006	(7 goals and 12 assists)
2007-08	Scott Gomez	13	Dec. 6 to Jan. 2, 2008	(4 goals and 15 assists)
2008-09	Ryan Callahan	6	Mar. 12 to Mar. 22, 2009	(4 goals and 4 assists)
2009-10	Marian Gaborik	8	Oct. 2 to Oct. 17, 2009	(6 goals and 12 assists)
	Marian Gaborik	8	Nov. 5 to Nov. 25, 2009	(8 goals and 6 assists)
2010-11	Vinny Prospal	8	Mar. 1 to Mar. 18, 2011	(2 goals and 8 assists)
2011-12	Brad Richards	7	Nov. 25 to Dec. 8, 2011	(4 goals and 7 assists)
	Ryan Callahan	7	Dec. 25 to Jan. 6, 2012	(2 goals and 6 assists)
2012-13	Ryan Callahan	7	Apr. 16 to Apr. 27, 2013	(5 goals and 6 assists)
2013-14	Derick Brassard	8	Jan. 26 to Mar. 1, 2014	(5 goals and 5 assists)
2014-15	Rick Nash	11	Nov. 19 to Dec. 16, 2014	(8 goals and 6 assists)
2015-16	Keith Yandle	5	Feb. 10 to Feb. 18, 2016	(5 assists)
	Keith Yandle	5	Mar. 4 to Mar. 13, 2016	(1 goal and 4 assists)
	Derek Stepan	5	Mar. 4 to Mar. 13, 2016	(2 goals and 5 assists)
	Derek Stepan	5	Mar. 31 to Apr. 7, 2016	(4 goals and 5 assists)

*Denotes Rangers all-time leader

REGULAR SEASON SCORING STATISTICS

[926-27]	GP	G	A	PTS	PIM
Bill Cook	44	33	4	37	58
Frank Boucher	44	13	15	28	17
Bun Cook	44	14	9	23	42
Taffy Abel	44	8	4	12	78
Paul Thompson	43	7	3	10	12
Murray Murdoch	44	6	4	10	12
Stan Brown	24	6	2	8	14
Bill Boyd	41	4	1	5	40
Ching Johnson	27	3	2	5	66
Leo Bourgeault	20	1	1	2	28
Total	42	2	1	3	72
Lester Patrick	1	0	0	0	2
Ollie Reinikka	16	0	0	0	0
Reg Mackey	34	0	0	0	16
Hal Winkler	8	0	0	0	0
Lorne Chabot	36	0	0	0	0

[927-28]	GP	G	A	PTS	PIM
Frank Boucher	44	23	12	35	15
Bun Cook	44	14	14	28	45
Bill Cook	43	18	6	24	42
Ching Johnson	42	10	6	16	146
Murray Murdoch	44	7	3	10	14
Paul Thompson	42	4	4	8	22
Leo Bourgeault	37	7	0	7	72
Alex Gray	43	7	0	7	30
Bill Boyd	43	4	0	4	11
Taffy Abel	23	0	1	1	28
Laurie Scott	23	0	1	1	6
Patsy Callighen	36	0	0	0	32
Lorne Chabot	44	0	0	0	0

[928-29]	GP	G	A	PTS	PIM
Frank Boucher	44	10	16	26	8
Bill Cook	43	15	8	23	41
Bun Cook	43	13	5	18	70
Paul Thompson	44	10	7	17	38
Murray Murdoch	44	8	6	14	18
Butch Keeling	43	6	3	9	35
Leo Bourgeault	44	2	3	5	59
Taffy Abel	44	3	1	4	41
Sparky Vail	18	3	0	3	16
Russell Oatman	27	1	1	2	10
Total	38	2	1	3	22
Myles Lane	24	1	0	1	22
Bill Boyd	11	0	0	0	5
Gerry Carson	14	0	0	0	5
Total	40	0	0	0	9
Ching Johnson	8	0	0	0	14
John Ross Roach	44	0	0	0	0

[929-30]	GP	G	A	PTS	PIM
Frank Boucher	42	26	36	62	16
Bill Cook	44	29	30	59	56
Bun Cook	43	24	18	42	55
Butch Keeling	43	19	7	26	34
Murray Murdoch	44	13	13	26	22
Paul Thompson	44	7	12	19	36
Leo Bourgeault	44	7	6	13	54
Ching Johnson	30	3	3	6	82
Leroy Goldsworthy	44	4	1	5	16
Leo Quenneville	25	0	3	3	10
Ralph Taylor	22	2	0	2	32
Total	39	3	0	3	74
Sparky Vail	32	1	1	2	2
Obs Heximer	19	1	0	1	4
Leo Reise	14	0	1	1	8
Total	38	0	1	1	8
Yip Foster	31	0	0	0	10
Bill Regan	10	0	0	0	4
John Ross Roach	44	0	0	0	0

[930-31]	GP	G	A	PTS	PIM
Bill Cook	43	30	12	42	39
Frank Boucher	44	12	27	39	20
Bun Cook	44	18	17	35	72
Butch Keeling	44	13	9	22	35
Murray Murdoch	44	7	7	14	8
Paul Thompson	44	7	7	14	36
Joe Jerwa	33	4	7	11	72
Cecil Dillon	25	7	3	10	8
Ching Johnson	44	2	6	8	77
Bud Maracle	11	1	3	4	4
Frank Waite	17	1	3	4	4
Bill Regan	42	2	1	3	49
Eddie Rodden	24	0	3	3	8
Gene Carrigan	33	2	0	2	13
Leo Bourgeault	10	0	1	1	12
Sam McAdam	5	0	0	0	0
Ernest Kenny	6	0	0	0	0
Frank Peters	43	0	0	0	59
John Ross Roach	44	0	0	0	0

[931-32]	GP	G	A	PTS	PIM
Bill Cook	48	34	14	48	33
Cecil Dillon	48	23	15	38	22
Frank Boucher	48	12	23	35	18
Bun Cook	45	14	20	34	43
Art Somers	48	11	15	26	45
Murray Murdoch	48	5	16	21	32
Butch Keeling	48	17	3	20	38
Ching Johnson	47	3	10	13	106
Dutch Gainer	46	3	9	12	9
Earl Seibert	46	4	6	10	88
Doug Brennan	38	4	3	7	40
Vic Desjardins	48	3	3	6	16
Ott Heller	21	2	2	4	9
Hib Milks	48	0	4	4	12
John Ross Roach	48	0	0	0	0

[932-33]	GP	G	A	PTS	PIM
Bill Cook	48	28	22	50	51
Bun Cook	48	22	15	37	35
Frank Boucher	46	7	28	35	4
Cecil Dillon	48	21	10	31	12
Art Somers	48	7	15	22	28
Babe Siebert	43	9	10	19	38
Ching Johnson	48	8	9	17	127
Murray Murdoch	48	5	11	16	23
Oscar Asmundson	48	5	10	15	20
Butch Keeling	47	8	6	14	22
Ott Heller	40	5	7	12	31
Doug Brennan	48	5	4	9	94
Earl Seibert	45	2	3	5	92
Carl Voss	10	2	1	3	4
Gord Pettinger	34	1	2	3	18
Andy Aitkenhead	48	0	0	0	0

[933-34]	GP	G	A	PTS	PIM
Frank Boucher	48	14	30	44	4
Cecil Dillon	48	13	26	39	10
Bun Cook	48	18	15	33	36
Murray Murdoch	48	17	10	27	29
Bill Cook	48	13	13	26	21
Earl Seibert	48	13	10	23	66
Butch Keeling	48	15	5	20	20
Vic Ripley	34	5	12	17	10
Total	48	7	13	20	16
Danny Cox	13	5	0	5	2
Total	42	5	4	9	2
Oscar Asmundson	46	2	6	8	8
Ching Johnson	48	2	6	8	86
Ott Heller	48	2	5	7	29
Duke Dukowski	29	0	6	6	18
Total	43	0	7	7	31
Albert Leduc	10	0	0	0	6
Total	42	1	3	4	40
Art Somers	8	1	2	3	5
Jean Pusie	19	0	2	2	17
Babe Siebert	13	0	1	1	18
Lorne Carr	14	0	0	0	0
Doug Brennan	37	0	0	0	18
Andy Aitkenhead	48	0	0	0	0

[934-35]	GP	G	A	PTS	PIM
Frank Boucher	48	13	32	45	2
Bill Cook	48	21	15	36	23
Cecil Dillon	48	25	9	34	4
Bun Cook	48	13	21	34	26
Murray Murdoch	48	14	15	29	14
Earl Seibert	48	6	19	25	86
Lynn Patrick	48	9	13	22	17
Bert Connelly	47	10	11	21	23
Butch Keeling	47	15	4	19	14
Charlie Mason	46	5	9	14	14
Ott Heller	47	3	11	14	31
Ching Johnson	29	2	3	5	34
Art Somers	41	0	5	5	4
Alex Levinsky	20	0	4	4	6
Harold Starr	33	1	1	2	31
Vic Ripley	4	0	2	2	0
Bill MacKenzie	15	1	0	1	10
Total	20	1	0	1	10
Percy Jackson	1	0	0	0	0
Andy Aitkenhead	10	0	0	0	0
Dave Kerr	37	0	0	0	0

[935-36]	GP	G	A	PTS	PIM
Cecil Dillon	48	18	14	32	12
Frank Boucher	48	11	18	29	2
Lynn Patrick	48	11	14	25	29
Howie Morenz	19	2	4	6	6
Total	42	6	15	21	26
Butch Keeling	46	13	5	18	22
Bill Cook	44	7	10	17	16
Glenn Brydson	30	4	12	16	7

REGULAR SEASON SCORING STATISTICS

1935-36 (CONT'D)						1939-40 (CONT'D)					
	GP	G	A	PTS	PIM		GP	G	A	PTS	PIM
Ott Heller	43	2	11	13	40	Kilby MacDonald	44	15	13	28	19
Murray Murdoch	48	2	9	11	9	Lynn Patrick	48	12	16	28	34
Bun Cook	26	4	5	9	12	Clint Smith	41	8	16	24	2
Art Coulter	23	1	5	6	26	Mac Colville	47	7	14	21	12
	48	1	7	8	44	Ott Heller	47	5	14	19	26
Ching Johnson	47	5	3	8	58	Alf Pike	47	8	9	17	38
Alex Shibicky	18	4	2	6	6	Babe Pratt	48	4	13	17	61
Charley Mason	28	1	5	6	30	Art Coulter	48	1	9	10	68
Earl Seibert	17	2	3	5	6	Muzz Patrick	46	2	4	6	44
Mac Colville	18	1	4	5	6	John Polich	1	0	0	0	0
Bert Connelly	25	2	2	4	10	Stan Smith	1	0	0	0	0
Vern Ayers	28	0	4	4	38	Cliff Barton	3	0	0	0	0
Babe Pratt	17	1	1	2	16	Dave Kerr	48	0	0	0	0
Phil Watson	24	0	2	2	24	1940-41					
Neil Colville	1	0	0	0	0	Bryan Hextall	48	26	18	44	16
Joe Cooper	1	0	0	0	0	Lynn Patrick	48	20	24	44	12
Harold Starr	16	0	0	0	12	Neil Colville	48	14	28	42	28
Bert Gardiner	1	0	0	0	0	Phil Watson	47	11	25	36	49
Dave Kerr	47	0	0	0	0	Mac Colville	40	14	17	31	18
						Clint Smith	48	14	11	25	0
1936-37						1941-42					
	GP	G	A	PTS	PIM		GP	G	A	PTS	PIM
Cecil Dillon	48	20	11	31	13	Bryan Hextall	48	24	32	56	30
Phil Watson	48	11	17	28	22	Lynn Patrick	47	32	22	54	18
Neil Colville	45	10	18	28	33	Phil Watson	48	15	37	52	58
Butch Keeling	48	22	4	26	18	Alex Shibicky	45	20	14	34	16
Lynn Patrick	45	8	16	24	23	Clint Smith	47	10	24	34	4
Alex Shibicky	47	14	8	22	30	Grant Warwick	44	16	17	33	36
Frank Boucher	44	7	13	20	5	Neil Colville	48	8	25	33	37
Mac Colville	46	7	12	19	10	Mac Colville	46	14	16	30	26
Ott Heller	48	5	12	17	42	Babe Pratt	47	4	24	28	55
Babe Pratt	47	8	7	15	23	Alf Pike	34	8	19	27	16
Murray Murdoch	48	0	14	14	16	Alan Kuntz	31	10	11	21	10
Art Coulter	47	1	5	6	27	Art Coulter	47	1	16	17	31
Bill Cook	21	1	4	5	6	Bill Juzda	45	4	8	12	29
Joe Cooper	48	0	3	3	42	Ott Heller	35	6	5	11	22
Eddie Wares	2	2	0	2	0	Hub Macey	9	3	5	8	0
Clint Smith	2	1	0	1	0	Norm Tustin	18	2	4	6	0
Bryan Hextall	3	0	1	1	0	Norm Burns	11	0	4	4	2
Ching Johnson	35	0	0	0	2	Jim Henry	48	0	0	0	0
Joe Krol	1	0	0	0	0	1942-43					
Dave Kerr	48	0	0	0	0		GP	G	A	PTS	PIM
1937-38						Lynn Patrick	50	22	39	61	28
	GP	G	A	PTS	PIM	Bryan Hextall	50	27	32	59	28
Cecil Dillon	48	21	18	39	6	Phil Watson	46	14	28	42	44
Clint Smith	48	14	23	37	0	Hank Goldup	36	11	20	31	33
Neil Colville	45	17	19	36	11		44	12	27	39	37
Alex Shibicky	48	17	18	35	26	Grant Warwick	50	17	18	35	31
Lynn Patrick	48	15	19	34	24	Clint Smith	47	12	21	33	4
Phil Watson	48	7	25	32	52	Bob Kirkpatrick	49	12	12	24	6
Mac Colville	48	14	14	28	18	Alf Pike	41	6	16	22	48
Bryan Hextall	48	17	4	21	6	Scotty Cameron	35	8	11	19	0
Babe Pratt	47	5	14	19	56	Ott Heller	45	4	14	18	14
Butch Keeling	38	8	9	17	12	Vic Myles	45	6	9	15	57
Ott Heller	48	2	14	16	68	Gus Mancuso	21	6	8	14	13
Art Coulter	43	5	10	15	90	Joe Shack	20	5	9	14	6
Bobby Kirk	39	4	8	12	14	Joe Bell	15	2	5	7	6
Joe Cooper	46	3	2	5	56	Hub Macey	9	3	3	6	0
Muzz Patrick	1	0	2	2	0	Gord Davidson	35	2	3	5	4
Frank Boucher	18	0	1	1	2	Lin Bend	8	3	1	4	2
Dutch Hiller	8	0	1	1	2	Bill Gooden	12	0	3	3	0
Larry Molyneaux	2	0	0	0	2	Red Garrett	23	1	1	2	18
Dave Kerr	48	0	0	0	0	Babe Pratt	4	0	2	2	6
1938-39						Billy Warwick	1	0	1	1	4
	GP	G	A	PTS	PIM	Vic Lynn	1	0	0	0	0
Clint Smith	48	21	20	41	2	Spence Tatchell	1	0	0	0	0
Neil Colville	48	18	19	37	12	Lionel Bouvrette	1	0	0	0	0
Phil Watson	48	15	22	37	42	Steve Buzinski	9	0	0	0	0
Bryan Hextall	48	20	15	35	18	Bill Beveridge	17	0	0	0	0
Alex Shibicky	48	24	9	33	24	Jimmy Franks	23	0	0	0	0
Dutch Hiller	48	10	19	29	22	1943-44					
Lynn Patrick	35	8	21	29	25		GP	G	A	PTS	PIM
Mac Colville	48	7	21	28	24	Bryan Hextall	50	21	33	54	41
Cecil Dillon	48	12	15	27	6	Dutch Hiller	50	18	22	40	15
Ott Heller	48	0	23	23	42	Ott Heller	50	8	27	35	29
Babe Pratt	48	2	19	21	20	Ab DeMarco	36	14	19	33	2
George Allen	19	6	6	12	10		39	14	19	33	2
Art Coulter	44	4	8	12	58						
Muzz Patrick	48	1	10	11	64						
Joe Krol	1	1	1	2	0						
Bill Carse	1	0	1	1	0						
Larry Molyneaux	43	0	1	1	18						
Dave Kerr	48	0	0	0	0						
1939-40											
	GP	G	A	PTS	PIM						
Bryan Hextall	48	24	15	39	52						
Neil Colville	48	19	19	38	22						
Phil Watson	48	7	28	35	42						
Alex Shibicky	44	11	21	32	33						
Dutch Hiller	48	13	18	31	57						

REGULAR SEASON SCORING STATISTICS

[1943-44 (CONT'D)]					
	GP	G	A	PTS	PIM
John Mahaffy	28	9	20	29	0
Ossie Aubuchon	38	16	12	28	4
Total	47	17	12	29	4
Fern Gauthier	33	14	10	24	0
Jack McDonald	43	10	9	19	6
Bill Gooden	41	9	8	17	15
Grant Warwick	18	8	9	17	14
Bucko McDonald	41	5	6	11	14
Total	50	7	10	17	22
Kilby MacDonald	24	7	9	16	4
Bob Dill	28	6	10	16	66
Frank Boucher	15	4	10	14	2
Aldo Palazzari	NYR	2	0	2	0
Total	35	8	3	11	4
Chuck Scherza	NYR	5	3	2	5
Total	14	4	3	7	17
Billy Warwick	13	3	2	5	12
Don Raleigh	15	2	2	4	2
Gord Davidson	16	1	3	4	4
Roger Leger	7	1	2	3	2
Tom Dewar	9	0	2	2	4
Charlie Sands	9	0	2	2	0
Hank Damore	4	1	0	1	2
Archie Fraser	3	0	1	1	0
Jim Jamieson	1	0	1	1	0
Tony Demers	1	0	0	0	0
Henry Dyck	1	0	0	0	0
Max Labovitch	5	0	0	0	4
Jack Mann	3	0	0	0	0
Robert McDonald	1	0	0	0	0
Lloyd Mohns	1	0	0	0	0
Art Strobel	7	0	0	0	0
Harry Lumley	1	0	0	0	0
Ken McAuley	50	0	0	0	0
[1944-45]					
	GP	G	A	PTS	PIM
Ab DeMarco	50	24	30	54	10
Grant Warwick	42	20	22	42	25
Hank Goldup	48	17	25	42	25
Fred Thurier	50	16	19	35	14
Fred Hunt	44	13	9	22	6
Joe Shack	50	4	18	22	14
Walt Atanas	49	13	8	21	40
Phil Watson	45	11	8	19	24
Ott Heller	45	7	12	19	26
Kilby MacDonald	36	9	6	15	12
Bob Dill	48	9	5	14	69
Bucko McDonald	40	2	9	11	0
Jack Mann	6	3	4	7	0
Bill Moe	35	2	4	6	14
Chuck Scherza	22	2	3	5	18
Guy Labrie	27	2	2	4	14
Neil Colville	4	0	1	1	2
Hal Cooper	8	0	0	0	2
Jim Drummond	2	0	0	0	0
Alex Ritson	1	0	0	0	0
Len Wharton	1	0	0	0	0
Doug Stevenson	4	0	0	0	0
Ken McAuley	46	0	0	0	0
[1945-46]					
	GP	G	A	PTS	PIM
Ab DeMarco	50	20	27	47	20
Grant Warwick	45	19	18	37	19
Edgar Laprade	49	15	19	34	0
Phil Watson	49	12	14	26	43
Tony Leswick	50	15	9	24	26
Alf Pike	33	7	9	16	18
Alex Shibicky	33	10	5	15	12
Lynn Patrick	38	8	6	14	30
Mac Colville	39	7	6	13	8
Cal Gardner	16	8	2	10	2
Neil Colville	49	5	4	9	25
Bill Moe	48	4	4	8	14
Rene Trudell	16	3	5	8	4
Hank Goldup	19	6	1	7	11
Ott Heller	34	2	3	5	14
Church Russell	17	0	5	5	2
Bill Juzda	32	1	3	4	17
Harold Brown	13	2	1	3	2
Hal Laycoe	17	0	2	2	6
Muzz Patrick	24	0	2	2	4
Bryan Hextall	3	0	1	1	0
Alan Kuntz	14	0	1	1	2
Jim Henry	11	0	0	0	0
Chuck Rayner	40	0	0	0	0
[1946-47]					
	GP	G	A	PTS	PIM
Tony Leswick	59	27	14	41	51
Grant Warwick	54	20	20	40	24
Edgar Laprade	58	15	25	40	9
Bryan Hextall	60	20	10	30	18

[1946-47 (CONT'D)]					
	GP	G	A	PTS	PIM
Cal Gardner	52	13	16	29	30
Church Russell	54	20	8	28	8
Rene Trudell	59	8	16	24	38
Neil Colville	60	4	16	20	16
Ab DeMarco	44	9	10	19	4
Alf Pike	31	7	11	18	2
Phil Watson	48	6	12	18	17
Bill Moe	59	4	10	14	44
Hal Laycoe	58	1	12	13	25
Joe Bell	47	6	4	10	12
Joe Cooper	59	2	8	10	38
Bill Juzda	45	3	5	8	60
Jean-Paul Lamirande	14	1	1	2	14
Joe Levandowski	8	1	1	2	0
Huddy Bell	1	0	1	1	0
Jean-Paul Denis	6	0	1	1	0
Mac Colville	14	0	0	0	8
Jack Lancien	1	0	0	0	0
Norm Larson	1	0	0	0	0
Mel Read	1	0	0	0	0
Sherman White	1	0	0	0	0
Jim Henry	2	0	0	0	0
Chuck Rayner	58	0	0	0	0
[1947-48]					
	GP	G	A	PTS	PIM
Buddy O'Connor	60	24	36	60	8
Edgar Laprade	59	13	34	47	7
Tony Leswick	60	24	16	40	76
Phil Watson	54	18	15	33	54
Don Raleigh	52	15	18	33	2
Eddie Kullman	51	15	17	32	32
Grant Warwick	40	17	12	29	30
Cal Gardner	58	7	18	25	71
Bryan Hextall	43	8	14	22	18
Rene Trudell	54	13	7	20	30
Frank Eddolls	58	6	13	19	16
Neil Colville	55	4	12	16	25
Bill Moe	59	1	15	16	31
Bill Juzda	60	3	9	12	70
Ed Slowinski	38	6	5	11	2
Church Russell	19	0	3	3	2
Ron Rowe	5	1	0	1	0
Fred Shero	19	1	0	1	2
Jean-Paul Lamirande	18	0	1	1	6
Hub Anslow	2	0	0	0	0
Herb Foster	1	0	0	0	0
Bing Juckes	2	0	0	0	0
Larry Kwong	1	0	0	0	0
Fern Perreault	2	0	0	0	0
Billy Taylor	2	0	0	0	0
Bob DeCourcy	1	0	0	0	0
Chuck Rayner	12	0	0	0	0
Jim Henry	48	0	0	0	0
[1948-49]					
	GP	G	A	PTS	PIM
Buddy O'Connor	46	11	24	35	0
Alex Kaleta	56	12	19	31	18
Edgar Laprade	56	18	12	30	12
Pentti Lund	59	14	16	30	16
Tony Leswick	60	13	14	27	70
Don Raleigh	41	10	16	26	8
Dunc Fisher	60	9	16	25	40
Nick Mickoski	54	13	9	22	20
Clint Albright	59	14	5	19	19
Jack Gordon	31	3	9	12	0
Allan Stanley	40	2	8	10	22
Eddie Kullman	18	4	5	9	14
Fred Shero	59	3	6	9	64
Wally Stankowski	60	1	8	9	16
Bill Moe	60	0	9	9	60
Frank Eddolls	34	4	2	6	10
Neil Colville	14	0	5	5	2
Wes Trainor	17	1	2	3	6
Ed Slowinski	20	1	1	2	2
Ray Manson	1	0	1	1	0
Moe Morris	18	0	1	1	8
Al Staley	1	0	1	1	0
Bucky Buchanan	2	0	0	0	0
Val Delory	1	0	0	0	0
Jack Evans	3	0	0	0	4
Emile Francis	2	0	0	0	0
Chuck Rayner	58	0	0	0	2
[1949-50]					
	GP	G	A	PTS	PIM
Edgar Laprade	60	22	22	44	2
Tony Leswick	69	19	25	44	85
Ed Slowinski	63	14	23	37	12
Don Raleigh	70	12	25	37	11
Dunc Fisher	70	12	21	33	42

REGULAR SEASON SCORING STATISTICS

1949-50 (CONT'D)						1952-53						
	GP	G	A	PTS	PIM		GP	G	A	PTS	PIM	
Buddy O'Connor	66	11	22	33	4	Wally Hergesheimer	70	30	29	59	10	
Alex Kaleta	67	17	14	31	40	Paul Ronny	70	16	38	54	20	
Pentti Lund	64	18	9	27	16	Nick Mickoski	70	19	16	35	39	
Nick Mickoski	45	10	10	20	10	Jack Stoddard	60	12	13	25	29	
Pat Egan	70	5	11	16	50	Hy Buller	70	7	18	25	73	
Jackie McLeod	38	6	9	15	2	Neil Strain	52	11	13	24	12	
Fred Shero	67	2	8	10	71	Don Raleigh	55	4	18	22	2	
Bud Poile	27	3	6	9	8	Leo Reise	61	4	15	19	53	
Allan Stanley	55	4	4	8	58	Eddie Kullman	70	8	10	18	61	
Gus Kyle	70	3	5	8	143	Pete Bathgato	29	4	4	8	4	
Frank Eddolls	58	2	6	8	20	NYR Total	58	9	9	18	18	
Jean-Paul Miramide	16	4	3	7	6	Wally Hergesheimer	70	5	12	17	52	
Jack Lancien	43	1	4	5	27	Harry Howell	67	3	8	11	46	
Bing Jukes	14	2	1	3	6	Stephen Kraftcheck	69	2	9	11	45	
Odie Lowe	4	1	1	2	0	Dean Prentice	55	6	3	9	20	
Don Smith	11	1	1	2	0	Herb Dickenson	11	4	4	8	2	
Wally Stanowski	37	1	1	2	10	Aldo Guidolin	30	4	4	8	24	
Sherman White	3	0	2	2	0	Ed Slowinski	37	2	5	7	14	
Douglas Adam	4	0	1	1	0	George Senick	13	2	3	5	8	
Jean-Paul Denis	4	0	1	1	2	Jim Conacher	17	1	4	5	2	
Jack Evans	2	0	0	0	2	Ron Murphy	15	3	1	4	0	
Jack Gordon	1	0	0	0	0	Edgar Laprade	11	2	1	3	2	
Bill Kyle	2	0	0	0	0	Gaye Stewart	18	1	1	2	8	
Bill McDonagh	4	0	0	0	2	Jim Ross	11	0	2	2	4	
Fern Perreault	1	0	0	0	0	Kelly Burnett	3	1	0	1	0	
John Webster	14	0	0	0	4	Aggie Kukulowicz	3	1	0	1	0	
Emile Francis	1	0	0	0	0	Andy Bathgate	18	0	1	1	6	
Chuck Rayner	69	0	0	0	6	Gord Haworth	2	0	1	1	0	
1950-51						1953-54						
	GP	G	A	PTS	PIM		GP	G	A	PTS	PIM	
Reg Sinclair	70	18	21	39	70	Paul Ronny	70	13	33	46	18	
Don Raleigh	64	15	24	39	18	Don Raleigh	70	15	30	45	16	
Buddy O'Connor	66	16	20	36	0	Wally Hergesheimer	66	27	16	43	42	
Nick Mickoski	64	20	15	35	12	Camille Henry	66	24	15	39	10	
Eddie Kullman	70	14	18	32	88	Nick Mickoski	68	19	16	35	22	
Ed Slowinski	69	14	18	32	15	Max Bentley	57	14	18	32	15	
Zellio Toppazzini	NYR	55	14	14	28	27	Dean Prentice	52	4	13	17	18
Total	59	14	15	29	27	Hy Buller	41	3	14	17	40	
Tony Leswick	70	15	11	26	112	Harry Howell	67	7	9	16	58	
Edgar Laprade	42	10	13	23	0	Eddie Kullman	70	4	10	14	44	
Allan Stanley	70	7	14	21	75	Ivan Irwin	56	2	12	14	109	
Pentti Lund	59	4	16	20	6	Ike Hildebrand	31	6	7	13	12	
Pat Egan	70	5	10	15	70	Doug Bentley	20	2	10	12	2	
Jackie McLeod	41	5	10	15	2	Bob Chrystal	64	5	5	10	44	
Frank Eddolls	68	3	8	11	24	Jack Evans	44	4	4	8	73	
Alex Kaleta	58	3	4	7	26	Leo Reise	70	3	5	8	71	
Wally Stanowski	49	1	5	6	28	Aldo Guidolin	68	2	6	8	51	
Gus Kyle	64	2	3	5	92	Edgar Laprade	35	1	6	7	2	
Bill Kyle	1	0	3	3	0	Andy Bathgate	20	2	2	4	18	
Ed Harrison	NYR	4	1	0	1	2	Ron Murphy	27	1	3	4	20
Total	13	2	0	2	2	Glen Sonmor	15	2	0	2	17	
Jack Evans	49	1	0	1	95	Billy Dea	14	1	1	2	2	
Vic Howe	3	1	0	1	0	Allan Stanley	10	0	2	2	11	
Jack Gordon	4	0	1	1	0	Chick Chalmers	1	0	0	0	0	
Jack Lancien	19	0	1	1	8	Vic Howe	1	0	0	0	0	
Dunc Fisher	12	0	0	0	0	Aggie Kukulowicz	1	0	0	0	0	
Dick Kotanen	1	0	0	0	0	Bill McCreary	2	0	0	0	2	
Robert Wood	1	0	0	0	0	Johnny Bower	70	0	0	0	0	
Bill Wylie	1	0	0	0	0	1954-55						
Emile Francis	5	0	0	0	0		GP	G	A	PTS	PIM	
Chuck Rayner	66	0	0	0	6	Danny Lewicki	70	29	24	53	8	
1951-52						Andy Bathgate	70	20	20	40	37	
	GP	G	A	PTS	PIM	Don Raleigh	69	8	32	40	19	
Don Raleigh	70	19	42	61	14	Dean Prentice	70	16	15	31	20	
Ed Slowinski	64	21	22	43	18	Ron Murphy	66	14	16	30	36	
Paul Ronny	65	12	31	43	16	Larry Popein	70	11	17	28	27	
Gaye Stewart	69	15	25	40	22	Bill Gadsby	NYR	52	8	8	16	44
Wally Hergesheimer	68	26	12	38	6	Total	70	11	13	24	61	
Edgar Laprade	70	9	29	38	8	Pete Conacher	NYR	52	10	7	17	10
Hy Buller	68	12	23	35	96	Total	70	12	11	23	12	
Reg Sinclair	69	20	10	30	33	Harry Howell	70	2	14	16	87	
Herb Dickenson	37	14	13	27	8	Bob Chrystal	68	6	9	15	68	
Eddie Kullman	64	11	10	21	59	Paul Ronny	55	4	11	15	8	
Nick Mickoski	43	7	13	20	20	Edgar Laprade	60	3	11	14	0	
Allan Stanley	50	5	14	19	52	Nick Mickoski	18	0	14	14	6	
Stephen Kraftcheck	58	8	9	17	30	Ivan Irwin	60	0	13	13	85	
Jim Ross	51	2	9	11	25	Camille Henry	21	5	2	7	4	
Frank Eddolls	42	3	5	8	18	Aldo Guidolin	70	2	5	7	34	
Jack Evans	52	1	6	7	83	Wally Hergesheimer	14	4	2	6	4	
Jack Stoddard	20	4	2	6	2	Vic Howe	29	2	4	6	10	
Jackie McLeod	13	2	3	5	2	Jack Evans	47	0	5	5	91	
Clare Martin	NYR	14	0	1	1	6	Bill Ezinicki	16	2	2	4	22
Total	45	1	3	4	14	Lou Fontinato	27	2	2	4	60	
Jim Conacher	NYR	16	0	1	1	2	Jackie McLeod	11	1	1	2	4
Total	21	1	2	3	2							
Zellio Toppazzini	16	1	1	2	4							
Lloyd Ailsby	3	0	0	0	2							
Lorne Anderson	3	0	0	0	0							
Emile Francis	14	0	0	0	0							
Chuck Rayner	53	0	0	0	4							

REGULAR SEASON SCORING STATISTICS

1954-55 (CONT'D)	GP	G	A	PTS	PIM
Bill McCreary	8	0	2	2	0
Allan Stanley	12	0	1	1	2
Dick Bouchard	1	0	0	0	0
Ron Howell	3	0	0	0	0
Glen Sonmor	13	0	0	0	4
Johnny Bower	5	0	0	0	0
Lorne Worsley	65	0	0	0	2

1955-56	GP	G	A	PTS	PIM
Andy Bathgate	70	19	47	66	59
Dave Creighton	70	20	31	51	43
Bill Gadsby	70	9	42	51	84
Danny Lewicki	70	18	27	45	26
Ron Murphy	66	16	28	44	71
Dean Prentice	70	24	18	42	44
Wally Hergesheimer	70	22	18	40	26
Larry Popein	64	14	25	39	37
Andy Heberton	70	24	14	38	8
Bronco Horvath	66	12	17	29	40
Pete Conacher	41	11	11	22	10
Lou Fontinato	70	3	15	18	202
Harry Howell	70	3	15	18	77
Don Raleigh	29	1	12	13	4
Jean-Guy Gendron	63	5	7	12	38
Jack Evans	70	2	9	11	104
Aldo Guidolin	14	1	0	1	8
Jim Bartlett	12	0	1	1	8
Ivan Irwin	34	0	1	1	20
Ron Howell	1	0	0	0	0
Lorne Worsley	70	0	0	0	2

1956-57	GP	G	A	PTS	PIM
Andy Bathgate	70	27	50	77	60
Andy Heberton	70	21	23	44	10
Dean Prentice	68	19	23	42	38
Bill Gadsby	70	4	37	41	72
Dave Creighton	70	18	21	39	42
Danny Lewicki	70	18	20	38	47
Larry Popein	67	11	19	30	20
Camille Henry	36	14	15	29	2
Red Sullivan	42	6	17	23	36
Ron Murphy	33	7	12	19	14
Gerry Foley	69	7	9	16	48
Jean-Guy Gendron	70	9	6	15	40
Parker MacDonald	45	7	8	15	24
Lou Fontinato	70	3	12	15	139
Harry Howell	65	2	10	12	70
Larry Cahan	61	5	4	9	65
Jack Evans	70	3	6	9	110
Bruce Cline	30	2	3	5	10
Bronco Horvath	7	1	2	3	4
Johnny Bower	2	0	0	0	0
Lorne Worsley	68	0	0	0	19

1957-58	GP	G	A	PTS	PIM
Andy Bathgate	65	30	48	78	42
Camille Henry	70	32	24	56	2
Dave Creighton	70	17	35	52	40
Bill Gadsby	65	14	32	46	48
Red Sullivan	70	11	35	46	61
Andy Heberton	70	21	24	45	17
Larry Popein	70	12	22	34	22
Danny Lewicki	70	11	19	30	26
Jean-Guy Gendron	70	10	17	27	68
Dean Prentice	38	13	9	22	14
Parker MacDonald	70	8	10	18	30
Jack Evans	70	4	8	12	108
Harry Howell	70	4	7	11	62
Lou Fontinato	70	3	8	11	152
Hank Ciesla	60	2	6	8	16
Gerry Foley	68	2	5	7	43
Larry Cahan	34	1	1	2	20
Ivan Irwin	1	0	0	0	0
Marcel Paille	33	0	0	0	0
Lorne Worsley	37	0	0	0	10

1958-59	GP	G	A	PTS	PIM
Andy Bathgate	70	40	44	88	48
Red Sullivan	70	21	42	63	56
Andy Heberton	70	33	29	62	8
Camille Henry	70	23	35	58	2
Bill Gadsby	70	5	46	51	56
Dean Prentice	70	17	33	50	11
Larry Popein	61	13	21	34	28
Eddie Shack	67	7	14	21	109
Jim Bartlett	70	11	9	20	118
Hank Ciesla	69	6	14	20	21
Harry Howell	70	4	10	14	101
Les Colwill	69	7	6	13	16
Lou Fontinato	64	7	6	13	149
John Hanna	70	1	10	11	83
Wally Hergesheimer	22	3	0	3	6

1958-59 (CONT'D)	GP	G	A	PTS	PIM
Jack Bonwass	35	1	2	3	20
Earl Ingarfield	35	1	2	3	10
Larry Cahan	16	1	0	1	8
Julian Klymkiw	1	0	0	0	0
Marcel Paille	1	0	0	0	0
Bruce Gamble	2	0	0	0	0
Lorne Worsley	67	0	0	0	10

1959-60	GP	G	A	PTS	PIM
Andy Bathgate	70	26	48	74	28
Dean Prentice	70	32	34	66	43
Andy Heberton	70	19	27	46	4
Red Sullivan	70	12	25	37	81
Larry Popein	66	14	22	36	16
Bill Gadsby	65	9	22	31	60
Ken Schinkel	69	13	16	29	27
Brian Cullen	64	8	21	29	6
Camille Henry	49	12	15	27	6
Eddie Shack	62	8	10	18	110
Bob Kabel	44	5	11	16	32
Harry Howell	67	7	6	13	58
Lou Fontinato	64	2	11	13	137
Jim Bartlett	44	8	4	12	48
John Hanna	61	4	8	12	87
Jack Bonwass	37	2	5	7	34
Art Stratton	18	2	5	7	2
Mel Pearson	23	1	5	6	13
Earl Ingarfield	20	1	2	3	2
Irv Spencer	32	1	2	3	20
Bill Sweeney	4	1	0	1	0
Ian Cushenan	17	0	1	1	22
Dave Balon	3	0	0	0	0
Parker MacDonald	4	0	0	0	0
Noel Price	6	0	0	0	2
Joe Schaefer	1	0	0	0	0
Jack McCartan	4	0	0	0	0
Al Rollins	10	0	0	0	0
Marcel Paille	17	0	0	0	0
Lorne Worsley	39	0	0	0	12

1960-61	GP	G	A	PTS	PIM
Andy Bathgate	70	29	48	77	22
Andy Heberton	70	26	28	54	10
Camille Henry	53	28	25	53	8
Dean Prentice	56	20	25	45	17
Red Sullivan	70	9	31	40	66
Bill Gadsby	65	9	26	35	49
Earl Ingarfield	66	13	21	34	18
Brian Cullen	42	11	19	30	6
Johnny Wilson	56	14	12	26	24
NYR Total	59	14	13	27	24
Pat Hannigan	53	11	9	20	24
Ted Hampson	69	6	14	20	4
Harry Howell	70	7	10	17	62
Floyd Smith	29	5	9	14	0
John Hanna	46	1	8	9	34
Irv Spencer	56	1	8	9	30
Ken Schinkel	38	2	6	8	18
Don Johns	63	1	7	8	34
Jim Morrison	19	1	6	7	6
Orland Kurtenbach	10	0	6	6	2
Lou Fontinato	53	2	3	5	100
Jean Ratelle	3	2	1	3	0
Len Ronson	13	2	1	3	10
Dave Balon	13	1	2	3	8
Eddie Shack	12	1	2	3	17
Danny Belisle	4	2	0	2	0
Bob Kabel	4	0	2	2	2
Al LeBrun	4	0	2	2	4
Bob Cunningham	3	0	1	1	0
Rod Gilbert	1	0	1	1	2
Larry Popein	4	0	1	1	0
Wayne Hall	4	0	0	0	0
Ron Hutchinson	9	0	0	0	0
Phil Latreille	4	0	0	0	2
Noel Price	1	0	0	0	2
Leon Rochefort	1	0	0	0	0
Joe Schaefer	1	0	0	0	0
Marcel Paille	4	0	0	0	0
Jack McCartan	8	0	0	0	0
Lorne Worsley	59	0	0	0	10

1961-62	GP	G	A	PTS	PIM
Andy Bathgate	70	28	56	84	44
Dean Prentice	68	22	38	60	20
Earl Ingarfield	70	26	31	57	18
Andy Heberton	70	18	24	42	10
Camille Henry	60	23	15	38	8
Doug Harvey	69	6	24	30	42
Ken Schinkel	65	7	21	28	17
Ted Hampson	68	4	24	28	10

REGULAR SEASON SCORING STATISTICS

[1961-62 (CONT'D)]						[1964-65 (CONT'D)]							
	GP	G	A	PTS	PIM		GP	G	A	PTS	PIM		
Jean-Guy Gendron	69	14	11	25	71	Don Marshall	69	20	15	35	2		
Albert Langlois	69	7	18	25	90	Jean Ratelle	54	14	21	35	14		
Pat Hannigan	56	8	14	22	34	Doug Robinson	21	8	14	22	2		
Harry Howell	66	6	15	21	89	NYR Total	61	10	23	33	10		
Dave Balon	30	4	11	15	11	Bob Nevin	64	16	14	30	28		
Johnny Wilson	40	11	3	14	14	Earl Ingarfield	69	15	13	28	40		
Jean Ratelle	31	4	8	12	4	Rod Seiling	68	4	22	26	44		
Irv Spencer	43	2	10	12	31	Harry Howell	68	2	20	22	63		
Pete Goegan	NYR	7	0	2	2	6	Bill Hicke	NYR	40	6	11	17	26
Total	46	5	7	12	30	30	Total	57	6	12	18	32	
Larry Cahan	57	2	7	9	85	Lou Angotti	70	9	8	17	20		
Vic Hadfield	44	3	1	4	22	Jim Neilson	62	0	13	13	58		
Jack Bownass	4	0	0	0	4	Dick Duff	29	3	9	12	20		
Bob Cunningham	1	0	0	0	0	Arnie Brown	58	1	11	12	145		
Rod Gilbert	1	0	0	0	0	Wayne Hillman	NYR	22	1	7	8	26	
Mel Pearson	3	0	0	0	2	Total	41	1	8	9	34		
Dave Dryden	1	0	0	0	0	John Brennemman	NYR	22	3	3	6	6	
Dan Olesевич	1	0	0	0	0	Total	39	4	3	7	8		
Marcel Paille	10	0	0	0	0	Larry Cahan	26	0	5	5	32		
Lorne Worsley	60	0	0	0	12	Jim Mikel	30	1	3	4	6		
[1962-63]						[1965-66]							
	GP	G	A	PTS	PIM		GP	G	A	PTS	PIM		
Andy Bathgate	70	35	46	81	54	Bob Nevin	69	29	33	62	10		
Camille Henry	60	37	23	60	8	Don Marshall	69	26	28	54	6		
Don McKenney	NYR	21	8	16	24	4	Jean Ratelle	67	21	30	51	10	
Total	62	22	35	57	6	Phil Goyette	60	11	31	42	6		
Earl Ingarfield	69	19	24	43	40	Earl Ingarfield	68	20	16	36	35		
Doug Harvey	68	4	35	39	92	Vic Hadfield	67	16	19	35	112		
Dean Prentice	49	13	25	38	18	Reggie Fleming	NYR	35	10	14	24	124	
Andy Heberton	70	15	22	37	8	Total	69	14	20	34	166		
Rod Gilbert	70	11	20	31	20	Harry Howell	70	4	29	33	92		
Harry Howell	70	5	20	25	55	Bill Hicke	49	9	18	27	21		
Dave Balon	70	11	13	24	72	Rod Gilbert	34	10	15	25	20		
Bronco Horvath	41	7	15	22	34	Jim Neilson	65	4	19	23	84		
Jean Ratelle	48	11	9	20	8	Doug Robinson	51	8	12	20	8		
Larry Cahan	56	6	14	20	47	Wayne Hillman	68	3	17	20	70		
Jim Neilson	69	5	11	16	38	Rod Seiling	52	5	10	15	24		
Albert Langlois	60	2	14	16	62	Mike McMahon	41	0	12	12	34		
Ken Schinkel	69	6	9	15	15	John McKenzie	35	6	5	11	36		
Vic Hadfield	36	5	6	11	32	Garry Peters	63	7	3	10	42		
Leon Rochefort	23	5	4	9	6	Arnie Brown	64	1	7	8	106		
Ted Hampson	46	4	2	6	2	Bob Plager	18	0	5	5	22		
Don Johns	6	0	4	4	6	Lou Angotti	21	2	2	4	2		
Bryan Hextall	21	0	2	2	10	Ray Cullen	8	1	3	4	0		
Ralph Keller	3	1	0	1	6	Paul Andrea	4	1	1	2	0		
Mel Pearson	5	1	0	1	6	Cesare Maniago	28	0	2	2	2		
Duane Rupp	2	0	0	0	0	Jim Johnson	5	1	0	1	2		
Marcel Pelletier	2	0	0	0	0	Ted Taylor	4	0	1	1	0		
Marcel Paille	3	0	0	0	0	John Brennemman	11	0	0	0	14		
Lorne Worsley	67	0	0	0	14	Al Hamilton	4	0	0	0	0		
[1963-64]						[1966-67]							
	GP	G	A	PTS	PIM		GP	G	A	PTS	PIM		
Phil Goyette	67	24	41	65	15	Phil Goyette	70	12	49	61	6		
Rod Gilbert	70	24	40	64	62	Rod Gilbert	64	28	18	46	12		
Andy Bathgate	56	16	43	59	26	Don Marshall	70	24	22	46	4		
Camille Henry	68	29	26	55	8	Bob Nevin	67	20	24	44	6		
Harry Howell	70	5	31	36	75	Bernie Geoffrion	58	17	25	42	42		
Jim Neilson	69	5	24	29	93	Harry Howell	70	12	28	40	54		
Bob Nevin	NYR	14	5	4	9	9	Orland Kurtenbach	60	11	25	36	58	
Total	63	12	16	28	35	Lou Angotti	21	2	2	4	2		
Earl Ingarfield	63	15	11	26	26	Ray Cullen	8	1	3	4	0		
Don McKenney	55	9	17	26	9	Paul Andrea	4	1	1	2	0		
Vic Hadfield	69	14	11	25	151	Jim Johnson	5	1	0	1	2		
Val Fonteyne	69	7	18	25	4	Ted Taylor	4	0	1	1	0		
Dick Duff	NYR	14	4	4	8	2	John Brennemman	11	0	0	0	14	
Total	66	11	14	25	61	Al LeBrun	2	0	0	0	0		
Don Marshall	70	11	12	23	8	Dunc McCallum	2	0	0	0	2		
Ron Ingram	NYR	16	1	3	4	8	Larry Mickey	7	0	0	0	2	
Total	66	4	9	13	58	Don Simmons	12	0	0	0	0		
Larry Cahan	53	4	8	12	80	Ed Giacomin	35	0	0	0	8		
Don Johns	57	1	9	10	26	[1964-65]							
Dick Meissner	35	3	5	8	0		GP	G	A	PTS	PIM		
Jean Ratelle	15	0	7	7	6	Rod Gilbert	70	25	36	61	52		
Albert Langlois	44	4	2	6	32	Phil Goyette	52	12	34	46	6		
Dave Richardson	34	3	1	4	21	Vic Hadfield	70	18	20	38	102		
Doug Harvey	14	0	2	2	10	Camille Henry	48	21	15	36	20		
Marc Dufour	10	1	0	1	2								
Howie Glover	25	1	0	1	9								
Mike McMahon	18	0	1	1	16								
Rod Seiling	2	0	1	1	0								
Gord Labossiere	15	0	0	0	12								
Sandy McGregor	2	0	0	0	2								
Ken Schinkel	4	0	0	0	0								
Gilles Villemure	5	0	0	0	0								
Jacques Plante	65	0	0	0	6								

REGULAR SEASON SCORING STATISTICS

[1966-67 (CONT'D)]					
	GP	G	A	PTS	PIM
Bill Hicke	48	3	4	7	11
Red Berenson	30	0	5	5	2
Al MacNeil	58	0	4	4	44
Rod Seiling	12	1	1	2	6
Jim Johnson	2	0	0	0	0
Larry Mickey	8	0	0	0	0
Bob Plager	1	0	0	0	0
Doug Robinson	1	0	0	0	0
Cesare Maniago	6	0	0	0	0
Ed Giacomini	68	0	0	0	8
[1967-68]					
	GP	G	A	PTS	PIM
Jean Ratelle	74	32	46	78	18
Rod Gilbert	73	29	48	77	12
Phil Goyette	73	25	40	65	10
Bob Nevin	74	28	30	58	20
Don Marshall	70	19	30	49	2
Vic Hadfield	59	20	19	39	45
Orland Kurtenbach	73	15	20	35	82
Jim Neilson	67	6	29	35	60
Harry Howell	74	5	24	29	60
Arnie Brown	74	1	25	26	83
Ron Stewart	55	7	7	14	19
	NYR				
Total	74	14	12	26	30
Reggie Fleming	73	17	7	24	132
Bernie Geoffrion	59	5	16	21	11
Camille Henry	36	8	12	20	0
Rod Seiling	71	5	11	16	44
Larry Jeffrey	47	2	4	6	15
Wayne Hillman	62	0	5	5	46
Red Berenson	19	2	1	3	2
Larry Mickey	4	0	2	2	0
Ron Atwell	4	0	0	0	2
Al Hamilton	2	0	0	0	0
Walt Tkaczuk	2	0	0	0	0
Gilles Villemure	4	0	0	0	0
Don Simmons	5	0	0	0	0
Ed Giacomini	66	0	0	0	4
[1968-69]					
	GP	G	A	PTS	PIM
Jean Ratelle	75	32	46	78	26
Rod Gilbert	66	28	49	77	22
Vic Hadfield	73	26	40	66	108
Bob Nevin	71	31	25	56	14
Phil Goyette	67	13	32	45	8
Jim Neilson	76	10	34	44	95
Don Marshall	74	20	19	39	12
Walt Tkaczuk	71	12	24	36	28
Dave Balon	75	10	21	31	57
Ron Stewart	75	18	11	29	20
Brad Park	54	3	23	26	70
Arnie Brown	74	10	12	22	48
Rod Seiling	73	4	17	21	73
Reggie Fleming	72	8	12	20	138
Harry Howell	56	4	7	11	36
Larry Jeffrey	75	1	6	7	12
Dennis Hextall	13	1	4	5	25
Bob Blackburn	11	0	0	0	0
Bill Fairbairn	1	0	0	0	0
Al Hamilton	16	0	0	0	8
Bob Jones	2	0	0	0	0
Orland Kurtenbach	2	0	0	0	2
Wayne Rivers	4	0	0	0	0
Guy Trottier	2	0	0	0	0
Gilles Villemure	4	0	0	0	0
Don Simmons	5	0	0	0	0
Ed Giacomini	70	0	0	0	2
[1969-70]					
	GP	G	A	PTS	PIM
Walt Tkaczuk	76	27	50	77	38
Jean Ratelle	75	32	42	74	28
Dave Balon	76	33	37	70	100
Bill Fairbairn	76	23	33	56	23
Vic Hadfield	71	20	34	54	69
Rod Gilbert	72	16	37	53	22
Bob Nevin	68	18	19	37	8
Brad Park	60	11	26	37	98
Arnie Brown	73	15	21	36	78
Ted Irvine	17	0	3	3	10
	NYR				
Total	75	11	16	27	38
Rod Seiling	76	5	21	26	68
Ron Stewart	76	14	10	24	14
Don Marshall	57	9	15	24	6
Jim Neilson	62	3	20	23	75
Tim Horton	15	1	5	6	16
	NYR				
Total	59	3	19	22	107
Juha Widing	44	7	7	14	10
Orland Kurtenbach	53	4	10	14	47
Real Lemieux	55	4	6	10	51
Al Hamilton	59	0	5	5	54
Jack Eggers	6	3	0	3	2

[1969-70 (CONT'D)]					
	GP	G	A	PTS	PIM
Don Luce	12	1	2	3	8
Larry Brown	15	0	3	3	8
Ed Giacomini	70	0	2	2	2
Terry Sawchuk	8	0	1	1	0
Don Blackburn	3	0	0	0	0
Ab DeMarco	3	0	0	0	0
Mike Robitaille	4	0	0	0	8
[1970-71]					
	GP	G	A	PTS	PIM
Walt Tkaczuk	77	26	49	75	48
Jean Ratelle	78	26	46	72	14
Rod Gilbert	78	30	31	61	65
Dave Balon	78	36	24	60	34
Pete Stenkowski	68	16	29	45	61
	NYR				
Total	78	18	31	49	69
	NYR				
Bruce MacGregor	27	12	13	25	4
	NYR				
Total	74	18	29	47	22
Bob Nevin	78	21	25	46	10
Vic Hadfield	63	22	22	44	38
Brad Park	68	7	37	44	114
Ted Irvine	76	20	18	38	137
Jim Neilson	77	8	24	32	69
Bill Fairbairn	56	7	23	30	32
Rod Seiling	68	5	22	27	34
Tim Horton	78	2	18	20	57
	NYR				
Dale Rolfe	14	0	7	7	23
	NYR				
Total	58	3	16	19	71
Jack Eggers	60	7	10	17	50
Arnie Brown	48	3	12	15	24
Glen Sather	31	2	0	2	52
	NYR				
Total	77	10	3	13	148
Ron Stewart	76	5	6	11	19
Syl Apps	31	1	2	3	11
Andre Dupont	7	1	2	3	21
Larry Brown	31	1	1	2	10
Mike Robitaille	11	1	1	2	7
Jim Krulicik	27	0	2	2	6
Ab DeMarco	2	0	1	1	0
Don Luce	9	0	1	1	0
Don Blackburn	1	0	0	0	0
Gilles Villemure	34	0	0	0	0
Ed Giacomini	45	0	0	0	4
[1971-72]					
	GP	G	A	PTS	PIM
Jean Ratelle	63	46	63	109	4
Vic Hadfield	78	50	56	106	142
Rod Gilbert	73	43	54	97	64
Brad Park	75	24	49	73	130
Walt Tkaczuk	76	24	42	66	65
Bill Fairbairn	78	22	37	59	53
Bobby Rousseau	78	21	36	57	12
Rod Seiling	78	5	36	41	62
Bruce MacGregor	75	19	21	40	22
Jim Neilson	78	7	30	37	56
Ted Irvine	78	15	21	36	66
Pete Stenkowski	59	11	17	28	53
	NYR				
Phil Goyette	8	1	4	5	0
	NYR				
Total	37	3	21	24	14
	NYR				
Jim Dorey	1	0	0	0	0
	NYR				
Total	51	4	19	23	56
	NYR				
Gene Carr	59	8	8	16	25
	NYR				
Total	74	11	10	21	34
Dale Rolfe	68	2	14	16	67
Glen Sather	76	5	9	14	77
Gary Doak	49	1	10	11	54
	NYR				
Total	55	1	11	12	77
Ab DeMarco	48	4	7	11	4
Dave Balon	16	4	5	9	2
Pierre Jarry	34	3	3	6	20
Ron Stewart	13	0	2	2	2
	NYR				
Total	55	3	3	6	12
	NYR				
Jack Eggers	17	2	1	3	14
Ed Giacomini	44	0	3	3	4
Gilles Villemure	37	0	2	2	6
Norm Gratton	3	0	1	1	0
Jim Lorentz	7	0	0	0	0
Mike McMahon	1	0	0	0	0
Tom Williams	3	0	0	0	2
[1972-73]					
	GP	G	A	PTS	PIM
Jean Ratelle	78	41	53	94	12
Rod Gilbert	76	25	59	84	25
Walt Tkaczuk	76	27	39	66	59
Bill Fairbairn	78	30	33	63	23
Vic Hadfield	63	28	34	62	60
Pete Stenkowski	78	22	37	59	71
Steve Vickers	61	30	23	53	37
Brad Park	52	10	43	53	51
	NYR				
Mike Murphy	15	4	4	8	5
	NYR				
Total	79	22	31	53	53
	NYR				
Bobby Rousseau	78	8	37	45	14

REGULAR SEASON SCORING STATISTICS

1972-73 (CONT'D)						1975-76 (CONT'D)					
	GP	G	A	PTS	PIM		GP	G	A	PTS	PIM
Rod Seiling	72	9	33	42	36	Steve Vickers	80	30	53	83	40
Dale Rolfe	72	7	25	32	74	Phil Esposito	62	29	38	67	28
Bruce MacGregor	52	14	12	26	12	NYR Total	74	35	48	83	36
Glen Sather	77	11	15	26	64	Carol Vadnais	64	20	30	50	104
Ted Irvine	53	8	12	20	54	Total	76	22	35	57	121
Jim Neilson	52	4	16	20	35	Rick Middleton	77	24	26	50	14
Gene Carr	50	9	10	19	50	Wayne Dillon	79	21	24	45	10
Ab DeMarco	51	4	13	17	15	Pete Stenkowski	75	13	28	41	49
Ron Harris	46	3	10	13	17	Greg Polis	79	15	21	36	77
Bert Marshall	8	0	0	0	14	Pat Hickey	70	14	22	36	36
NYR Total	63	2	6	8	85	Walt Tkaczuk	78	8	28	36	56
Ed Giacomin	43	0	2	2	6	Bill Fairbairn	80	13	15	28	8
Randy Legge	12	0	2	2	2	Ron Greschner	77	6	21	27	93
Jerry Butler	8	1	0	1	4	Gilles Marotte	57	4	17	21	34
Bill Heindl	4	1	0	1	0	Jean Ratelle	13	5	10	15	2
Larry Sacharuk	8	1	0	1	0	Larry Sacharuk	42	6	7	13	14
Curt Bennett	16	0	1	1	11	Jerry Holland	36	7	4	11	6
Sheldon Kannegiesser	3	0	1	1	4	John Bednarski	59	1	8	9	77
NYR Total	6	0	1	1	4	Nick Beverley	63	1	8	9	46
Ron Stewart	11	0	1	1	0	Bill Collins	50	4	4	8	38
Tom Williams	8	0	1	1	0	Brad Park	13	2	4	6	23
Peter McDuffe	1	0	0	0	0	Dave Maloney	21	1	3	4	66
Gilles Villemure	34	0	0	0	2	Doug Jarrett	45	0	4	4	19
1973-74						1976-77					
	GP	G	A	PTS	PIM		GP	G	A	PTS	PIM
Brad Park	78	25	57	82	148	Phil Esposito	80	34	46	80	52
Rod Gilbert	75	36	41	77	20	Rod Gilbert	77	27	48	75	50
Pete Stenkowski	78	25	45	70	74	Ken Hodge	78	21	41	62	43
Jean Ratelle	68	28	39	67	16	Don Murdoch	59	32	24	56	47
Walt Tkaczuk	71	21	42	63	58	Steve Vickers	75	22	31	53	26
Bill Fairbairn	78	18	44	62	12	Walt Tkaczuk	80	12	38	50	38
Steve Vickers	75	34	24	58	18	Carol Vadnais	74	11	37	48	131
Vic Hadfield	77	27	28	55	75	Ron Greschner	80	11	36	47	89
Bobby Rousseau	72	10	41	51	4	Wayne Dillon	78	17	29	46	33
Ted Irvine	75	26	20	46	105	Mike McEwen	80	14	29	43	38
Bruce MacGregor	66	17	27	44	6	Pat Hickey	80	23	17	40	35
Gilles Marotte	46	2	17	19	28	Greg Polis	77	16	23	39	44
NYR Total	68	3	28	31	51	Bill Goldsworthy	61	10	12	22	43
Rod Seiling	68	7	23	30	32	NYR Total	77	12	15	27	49
Jerry Butler	26	6	10	16	24	Dave Maloney	66	3	18	21	100
Dale Rolfe	48	3	12	15	56	Dave Farrish	80	2	17	19	102
Ron Harris	63	2	12	14	25	Dan Newman	41	9	8	17	37
Jim Neilson	72	4	7	11	38	Pete Stenkowski	61	2	13	15	8
Larry Sacharuk	23	2	4	6	4	Nick Fotiu	70	4	8	12	174
Gene Carr	29	1	5	6	15	Bill Fairbairn	9	1	2	3	0
Jack Egers	28	1	3	4	6	Mark Heaslip	19	1	0	1	31
Sheldon Kannegiesser	12	1	3	4	6	John Bednarski	5	0	0	0	0
Mike Murphy	16	2	1	3	0	Nick Beverley	9	0	0	0	2
Tom Williams	14	1	2	3	4	Greg Holst	5	0	0	0	0
Bert Wilson	5	1	1	2	2	Larry Huras	2	0	0	0	0
Ed Giacomin	56	0	1	1	4	Doug Jarrett	9	0	0	0	4
Real Lemieux	7	0	0	0	0	Larry Sacharuk	2	0	0	0	0
Glen Sather	2	0	0	0	0	Dave Tataryn	2	0	0	0	0
Peter McDuffe	6	0	0	0	0	Doug Soetaert	12	0	0	0	0
Gilles Villemure	21	0	0	0	0	John Davidson	39	0	0	0	6
1974-75						1977-78					
	GP	G	A	PTS	PIM		GP	G	A	PTS	PIM
Rod Gilbert	76	36	61	97	22	Phil Esposito	78	38	43	81	53
Jean Ratelle	79	36	55	91	26	Pat Hickey	80	40	33	73	47
Steve Vickers	80	41	48	89	64	Ron Greschner	78	24	48	72	100
Bill Fairbairn	80	24	37	61	10	Walt Tkaczuk	80	26	40	66	30
Pete Stenkowski	77	24	35	59	63	Steve Vickers	79	19	44	63	30
Brad Park	65	13	44	57	104	Don Murdoch	66	27	28	55	41
Derek Sanderson	75	25	25	50	106	Carol Vadnais	80	6	40	46	115
Ron Greschner	70	8	37	45	93	Ron Duguay	71	20	20	40	43
Greg Polis	76	26	15	41	55	Lucien DeBlois	71	22	8	30	27
Rick Middleton	47	22	18	40	19	Eddie Johnstone	53	13	13	26	44
Walt Tkaczuk	62	11	25	36	34	Greg Polis	37	7	16	23	12
Gilles Marotte	77	4	32	36	69	Dave Maloney	56	2	19	21	63
Ted Irvine	79	17	17	34	66	Wayne Dillon	59	5	13	18	15
Jerry Butler	78	17	16	33	102	Mike McEwen	57	5	13	18	52
Nick Beverley	67	3	15	18	19	Dan Newman	59	5	13	18	22
John Bednarski	35	1	10	11	37	Mark Heaslip	29	5	10	15	34
Dale Rolfe	42	1	8	9	30	Don Awrey	78	2	8	10	38
Ron Harris	34	1	7	8	22	Nick Fotiu	59	2	7	9	105
Bert Wilson	61	5	1	6	66	Rod Gilbert	19	2	7	9	6
Bobby Rousseau	8	2	2	4	0	Dave Farrish	66	3	5	8	62
Bob MacMillan	22	1	2	3	4	Ken Hodge	18	2	4	6	8
Dave Maloney	4	0	2	2	0	Dallas Smith	29	1	4	5	23
Joe Zanussi	8	0	2	2	4	Jerry Byers	7	2	1	3	0
Jerry Holland	1	1	0	1	0						
Hartland Monahan	6	0	1	1	4						
Rod Seiling	4	0	1	1	0						
Curt Ridley	2	0	0	0	0						
Dunc Wilson	3	0	0	0	0						
NYR Total	28	0	0	0	6						
Ed Giacomin	37	0	0	0	20						
Gilles Villemure	45	0	0	0	0						
1975-76											
	GP	G	A	PTS	PIM		GP	G	A	PTS	PIM
Rod Gilbert	70	36	50	86	32						

REGULAR SEASON SCORING STATISTICS

[1977-78 (CONT'D)]	GP	G	A	PTS	PIM
Mario Marois	8	1	1	2	15
Bill Goldsworthy	7	0	1	1	12
Wayne Thomas	41	0	1	1	9
Benoit Gosselin	7	0	0	0	33
Greg Hickey	1	0	0	0	0
Greg Holst	4	0	0	0	0
Mike Keating	1	0	0	0	0
Bud Stefanski	1	0	0	0	0
Hardy Astrom	4	0	0	0	0
Doug Soetaert	6	0	0	0	0
John Davidson	34	0	0	0	10

[1978-79]	GP	G	A	PTS	PIM
Phil Esposito	80	42	36	78	37
Anders Hedberg	80	33	45	78	33
Pat Hickey	80	34	41	75	56
Ulf Nilsson	59	27	39	66	21
Ron Duguay	79	27	36	63	35
Mike McEwen	80	20	38	58	35
Ron Greschner	60	17	36	53	66
Steve Vickers	66	13	34	47	24
Carol Vadnais	77	8	37	45	86
Walt Tkaczuk	77	15	27	42	38
Don Murdoch	40	15	22	37	6
Pierre Plante	70	6	25	31	37
Mario Marois	71	5	26	31	153
Dean Talafous	68	13	16	29	29
Lucien DeBlois	62	11	17	28	26
Dave Maloney	76	11	17	28	151
Don Maloney	28	9	17	26	39
Dave Farrish	71	1	19	20	61
Eddie Johnstone	30	5	3	8	27
Nick Fotiu	71	3	5	8	190
Greg Polis	6	1	1	2	8
Dan Clark	4	0	1	1	6
Mike Korney	18	0	1	1	18
Frank Beaton	2	0	0	0	0
Tim Bothwell	1	0	0	0	2
Andre Dore	2	0	0	0	0
Mike McDougal	1	0	0	0	0
Dean Turner	1	0	0	0	0
Doug Soetaert	17	0	0	0	0
Wayne Thomas	31	0	0	0	0
John Davidson	39	0	0	0	12

[1979-80]	GP	G	A	PTS	PIM
Phil Esposito	80	34	44	78	73
Don Maloney	79	25	48	73	97
Anders Hedberg	80	32	39	71	21
Barry Beck	61	14	45	59	98
NYR Total	71	15	50	65	106
Steve Vickers	75	29	33	62	38
Ron Greschner	76	21	37	58	103
Ulf Nilsson	50	14	44	58	20
Ron Duguay	73	28	22	50	37
Don Murdoch	56	23	19	42	16
Dave Maloney	77	12	25	37	186
Walt Tkaczuk	76	12	25	37	36
Eddie Johnstone	78	14	21	35	60
Mario Marois	79	8	23	31	142
Dean Talafous	55	10	20	30	26
Carol Vadnais	66	3	20	23	118
Cam Connor	12	0	3	3	37
NYR Total	50	7	16	23	173
Warren Miller	55	7	6	13	17
Claude Larose	25	4	7	11	2
Doug Sulliman	31	4	7	11	2
Tim Bothwell	45	4	6	10	20
Mike McEwen	9	1	7	8	8
Jocelyn Guevremont	20	2	5	7	6
Pat Conacher	17	0	5	5	4
Lucien DeBlois	6	3	1	4	7
Pat Hickey	7	2	2	4	10
Frank Beaton	23	1	1	2	43
Ray Markham	14	1	1	2	21
John Davidson	41	0	2	2	2
Ed Hospodar	20	0	1	1	76
Andre Dore	2	0	0	0	0
Bill Lochead	7	0	0	0	4
Jim Mayer	4	0	0	0	0
Dave Silk	2	0	0	0	0
Doug Soetaert	8	0	0	0	0
Wayne Thomas	12	0	0	0	0
Steve Baker	27	0	0	0	0

[1980-81]	GP	G	A	PTS	PIM
Anders Hedberg	80	30	40	70	52
Eddie Johnstone	80	30	38	68	100
Ron Greschner	74	27	41	68	112
Mike Allison	75	26	38	64	83
Steve Vickers	73	19	39	58	40

[1980-81 (CONT'D)]	GP	G	A	PTS	PIM
Don Maloney	61	29	23	52	99
Dave Maloney	79	11	36	47	132
Ulf Nilsson	51	14	25	39	42
Ron Duguay	50	17	21	38	83
Barry Beck	75	11	23	34	231
Dean Talafous	50	13	17	30	28
Tom Laidlaw	80	6	23	29	100
Walt Tkaczuk	43	6	22	28	28
Dave Silk	59	14	12	26	58
Jere Gillis	35	10	10	20	4
NYR Total	46	10	14	24	8
Lance Nethery	33	11	12	23	12
Carol Vadnais	74	3	20	23	91
Phil Esposito	41	7	13	20	20
Ed Hospodar	61	5	14	19	214
Nick Fotiu	27	5	6	11	91
NYR Total	69	9	9	18	170
Chris Kotsopoulos	54	4	12	16	153
Peter Wallin	12	1	5	6	2
Doug Sulliman	32	4	1	5	32
Dan McCarthy	5	4	0	4	4
Gary Burns	11	2	2	4	18
Cam Connor	15	1	3	4	44
Andre Dore	15	1	3	4	15
Mario Marois	8	1	2	3	46
Wayne Thomas	10	0	2	2	2
Jeff Bandura	2	0	1	1	0
Tim Bothwell	3	0	1	1	0
John Davidson	10	0	1	1	2
Mike McDougal	2	0	0	0	0
Steve Weeks	1	0	0	0	0
Steve Baker	21	0	0	0	5
Doug Soetaert	39	0	0	0	2

[1981-82]	GP	G	A	PTS	PIM
Mike Rogers	80	38	65	103	43
Ron Duguay	72	40	36	76	82
Mark Pavelich	79	33	43	76	67
Eddie Johnstone	68	30	28	58	57
Don Maloney	54	22	36	58	73
Reijo Ruotsalainen	78	18	38	56	27
Dave Maloney	64	13	36	49	105
Robbie Ftorek	30	8	24	32	24
NYR Total	49	9	32	41	28
Barry Beck	60	9	29	38	111
Dave Silk	64	15	20	35	39
Mikko Leinonen	53	11	20	31	18
Pat Hickey	53	15	14	29	32
Mike Allison	48	7	15	22	74
Tom Laidlaw	79	3	18	21	104
Steve Vickers	34	9	11	20	13
Andre Dore	56	4	16	20	64
Nick Fotiu	70	8	10	18	151
Rob McClanahan	22	5	9	14	10
NYR Total	39	5	12	17	21
Ron Greschner	29	5	11	16	16
Dean Talafous	29	6	7	13	8
Jere Gillis	26	3	9	12	16
Carol Vadnais	50	5	6	11	45
Ed Hospodar	41	3	8	11	152
Peter Wallin	40	2	9	11	12
Tom Youngmans	47	3	5	8	17
NYR Total	50	4	5	9	17
Tim Bothwell	13	0	3	3	10
Steve Weeks	49	0	3	3	0
Mark Morrison	9	1	1	2	0
Mike Backman	3	0	2	2	4
Anders Hedberg	4	0	1	1	0
Lance Nethery	5	0	0	0	0
John Davidson	1	0	0	0	2
John Vanbiesbrouck	1	0	0	0	0
Steve Baker	6	0	0	0	0
Eddie Mio	25	0	0	0	4

[1982-83]	GP	G	A	PTS	PIM
Mike Rogers	71	29	47	76	28
Mark Pavelich	78	37	38	75	52
Don Maloney	78	29	40	69	88
Reijo Ruotsalainen	77	16	53	69	22
Anders Hedberg	78	25	34	59	12
Mikko Leinonen	78	17	34	51	23
Dave Maloney	78	8	42	50	132
Rob McClanahan	78	22	26	48	46
Ron Duguay	72	19	25	44	58
Eddie Johnstone	52	15	21	36	27
Barry Beck	66	12	22	34	112
Robbie Ftorek	61	12	19	31	41
Vaclav Nedomansky	35	12	8	20	0
NYR Total	57	14	17	31	2
Kent-Erik Andersson	71	8	20	28	14

REGULAR SEASON SCORING STATISTICS

1982-83 (CONT'D)						1984-85 (CONT'D)						
	GP	G	A	PTS	PIM		GP	G	A	PTS	PIM	
Nick Fotiu	72	8	13	21	90	Jim Wiemer	NYR	22	4	3	7	30
Mike Allison	39	11	9	20	37	Total	32	7	5	12	34	
Bill Baker	70	4	14	18	64	Nick Fotiu	46	4	7	11	54	
Chris Kontos	44	8	7	15	33	Mark Osborne	23	4	4	8	33	
Andre Dore	39	3	12	15	39	Andre Dore	25	0	7	7	35	
Rick Chartraw	NYR	26	2	2	4	37	Randy Heath	12	2	3	5	15
Total	57	5	7	12	68	Steve Richmond	34	0	5	5	90	
Scot Kleinendorst	30	2	9	11	8	John Vanbiesbrouck	42	0	5	5	17	
Tom Laidlaw	80	0	10	10	75	Dave Maloney	16	2	1	3	10	
Ron Greschner	10	3	5	8	0	Kelly Miller	5	0	2	2	2	
Ulf Nilsson	10	2	4	6	2	Mike Blaisdell	12	1	0	1	11	
Mike Backman	7	1	3	4	6	Larry Patey	7	0	1	1	12	
Eddie Mio	41	0	3	3	8	Simo Saarinen	8	0	0	0	0	
Dave Silk	16	1	1	2	15	Glen Hanlon	44	0	0	0	4	
Steve Weeks	18	0	2	2	0	1985-86						
Pat Conacher	5	0	1	1	4	Mike Ridley	80	22	43	65	69	
Cam Connor	1	0	0	0	0	Reijo Ruotsalainen	80	17	42	59	47	
Graeme Nicolson	10	0	0	0	9	Tomas Sandstrom	73	25	29	54	109	
John Davidson	2	0	0	0	0	Ron Greschner	78	20	28	48	104	
Steve Baker	3	0	0	0	0	Brian MacLellan	NYR	51	11	21	32	47
Glen Hanlon	NYR	21	0	0	0	Total	78	16	29	45	66	
Total	35	0	0	0	2	Bob Brooke	79	24	20	44	111	
1983-84						James Patrick	75	14	29	43	88	
Mark Pavelich	77	29	53	82	96	Mark Pavelich	59	20	20	40	82	
Pierre Larouche	77	48	33	81	22	Mark Osborne	62	16	24	40	80	
Anders Hedberg	79	32	35	67	16	Raimo Helminen	66	10	30	40	10	
Don Maloney	79	24	42	66	62	Bob Crawford	NYR	11	1	2	3	10
Mike Rogers	78	23	38	61	45	Total	68	15	22	37	26	
Reijo Ruotsalainen	74	20	39	59	26	Kelly Miller	74	13	20	33	52	
Ron Greschner	77	12	44	56	117	Don Maloney	68	11	17	28	56	
Mark Osborne	73	23	28	51	88	Pierre Larouche	28	20	7	27	4	
Peter Sundstrom	77	22	22	44	24	Wilf Paiement	NYR	8	1	6	7	13
Blaine Stoughton	NYR	14	5	2	7	Total	52	8	18	26	158	
Total	68	28	16	44	8	Peter Sundstrom	53	8	15	23	12	
Barry Beck	72	9	27	36	134	Jan Erixon	31	2	17	19	4	
Dave Maloney	68	7	26	33	168	Tom Laidlaw	68	6	12	18	103	
Jan Erixon	75	5	25	30	16	Willie Huber	70	7	8	15	85	
Mikko Leinonen	28	3	23	26	28	Mike Allison	28	2	13	15	22	
Willie Huber	42	9	14	23	60	Larry Melnyk	46	1	8	9	65	
Mike Allison	45	8	12	20	64	Total	52	3	11	14	76	
Kent-Erik Andersson	63	5	15	20	8	Barry Beck	25	4	8	12	24	
Tom Laidlaw	79	3	15	18	62	Grant Ledyard	27	2	9	11	20	
Rob McClanahan	41	6	8	14	21	Dave Gagner	32	4	6	10	19	
Nick Fotiu	40	7	6	13	115	George McPhee	30	4	4	8	63	
Mike Blaisdell	36	5	6	11	31	Steve Patrick	28	4	3	7	37	
James Patrick	12	1	7	8	2	Mike McEwen	16	2	5	7	8	
Steve Richmond	26	2	5	7	110	Rob Whistle	32	4	2	6	10	
Robbie Fforek	31	3	2	5	22	Chris Jensen	9	1	3	4	0	
Larry Patey	NYR	9	1	2	3	4	Mike Rogers	9	1	3	4	2
Total	26	1	3	4	12	Jim Wiemer	7	3	0	3	2	
Bob Brooke	9	1	2	3	4	John Vanbiesbrouck	61	0	3	3	16	
George McPhee	9	1	1	2	11	Steve Richmond	17	0	2	2	63	
Glen Hanlon	50	0	2	2	30	Randy Heath	1	0	1	1	0	
Scot Kleinendorst	23	0	2	2	35	Glen Hanlon	23	0	1	1	4	
Mike Backman	8	0	1	1	8	Tom Laidlaw	10	0	0	0	21	
Chris Kontos	6	0	1	1	8	Kjell Samuelsson	9	0	0	0	10	
Dave Barr	NYR	6	0	0	0	Terry Kleisinger	4	0	0	0	2	
Total	7	0	0	0	2	Ron Scott	4	0	0	0	0	
Rick Chartraw	4	0	0	0	4	1986-87						
Mark Morrison	1	0	0	0	0	Walt Poddubny	75	40	47	87	49	
John Vanbiesbrouck	3	0	0	0	2	Marcel Dionne	NYR	14	4	6	10	6
Ron Scott	9	0	0	0	0	Total	81	28	56	84	60	
Steve Weeks	26	0	0	0	4	Tomas Sandstrom	64	40	34	74	60	
1984-85						Kelly Kisio	70	24	40	64	73	
Reijo Ruotsalainen	80	28	45	73	32	Pierre Larouche	73	28	35	63	12	
Mike Rogers	78	26	38	64	24	Don Maloney	72	19	38	57	117	
Pierre Larouche	65	24	36	60	8	James Patrick	78	10	45	55	62	
Tomas Sandstrom	74	29	29	58	51	Tony McKegney	NYR	64	29	17	46	56
Anders Hedberg	64	20	31	51	10	Total	75	31	20	51	72	
Ron Greschner	48	16	29	45	42	Ron Greschner	61	6	34	40	62	
Mark Pavelich	48	14	31	45	29	Ron Duguay	NYR	34	9	12	21	9
Peter Sundstrom	76	18	25	43	34	Total	74	14	25	39	39	
James Patrick	75	8	28	36	71	Mike Ridley	38	16	20	36	20	
Steve Patrick	NYR	43	11	18	29	63	Mark Osborne	58	17	15	32	101
Total	57	13	20	33	67	Willie Huber	66	8	22	30	68	
Jan Erixon	66	7	22	29	33	Jan Erixon	68	8	18	26	24	
George McPhee	49	12	15	27	139	Curt Giles	NYR	61	2	17	19	50
Don Maloney	37	11	16	27	32	Total	72	2	20	22	54	
Barry Beck	56	7	19	26	65	Jeff Jackson	NYR	9	5	1	6	15
Mike Allison	31	9	15	24	17	Total	64	13	8	21	79	
Grant Ledyard	42	8	12	20	53	Kelly Miller	38	6	14	20	22	
Robbie Fforek	48	9	10	19	35	Larry Melnyk	73	3	12	15	182	
Bob Brooke	72	7	9	16	79	Terry Carnker	52	2	13	15	118	
Willie Huber	49	3	11	14	55	Chris Jensen	37	6	7	13	21	
Dave Gagner	38	6	6	12	16	Lucien DeBlois	40	3	8	11	27	
Chris Kontos	28	4	8	12	24	Tom Laidlaw	63	1	10	11	65	
Tom Laidlaw	61	1	11	12	52	Bobby Carpenter	28	2	8	10	20	

REGULAR SEASON SCORING STATISTICS

[1986-87 (CONT'D)]		GP	G	A	PTS	PIM
George McPhee		21	4	4	8	34
Bob Brooke		15	3	5	8	20
Kjell Samuelsson		30	2	6	8	50
Pat Price	NYR	13	0	2	2	49
Total		60	0	8	8	130
Raimo Helminen		21	2	4	6	2
Stu Kulak	NYR	3	0	0	0	0
Total		54	4	2	6	78
Dave Gagner		10	1	4	5	12
Lane Lambert		18	2	2	4	33
Brad Maxwell		9	0	4	4	6
Jay Caufield		13	2	1	3	45
Mike Donnelly		5	1	1	2	0
Bob Froese	NYR	28	0	2	2	56
Total		31	0	2	2	56
Don Jackson		22	1	0	1	91
Gord Walker		1	1	0	1	4
Jim Leavins		4	0	1	1	4
Norm Maciver		3	0	1	1	0
John Vanbiesbrouck		50	0	1	1	18
Mike Sittala		1	0	0	0	0
Paul Fenton		8	0	0	0	2
Ron Talakoski		3	0	0	0	21
Bob Crawford		3	0	0	0	2

[1987-88]		GP	G	A	PTS	PIM
Walt Poddubny		77	38	50	88	76
Kelly Kisio		77	23	55	78	88
Tomas Sandstrom		69	28	40	68	95
Marcel Dionne		67	31	34	65	54
James Patrick		70	17	45	62	52
Brian Mullen		74	25	29	54	42
John Ogradnick		64	22	32	54	16
Ulf Dahlen		70	29	23	52	26
Michel Petit	NYR	64	9	24	33	223
Total		74	9	27	36	258
Don Maloney		66	12	21	33	60
David Shaw		68	7	25	32	100
Mark Hardy	NYR	19	2	2	4	31
Total		80	8	24	32	130
Lucien DeBlois		74	9	21	30	103
Jan Erixon		70	7	19	26	33
Norm Maciver		37	9	15	24	14
Chris Nilan	NYR	22	3	5	8	96
Total		72	10	10	20	305
Paul Cyr	NYR	40	4	13	17	41
Total		60	5	14	19	79
Jari Gronstrand		62	3	11	14	63
Brian Leetch		17	2	12	14	0
Pierre Larouche		10	3	9	12	13
Ron Duguay		48	4	4	8	23
Joe Paterson	NYR	21	1	3	4	63
Total		53	2	6	8	176
Ron Greschner		51	1	5	6	82
Gord Walker		18	1	4	5	17
John Vanbiesbrouck		56	0	5	5	46
Mike Donnelly		17	2	2	4	8
Willie Huber		11	1	3	4	14
Dave Pichette		6	1	3	4	4
Bruce Bell		13	1	2	3	8
Mark Tinordi		24	1	2	3	50
Jeff Brubaker		31	2	0	2	78
Steve Nemeth		12	2	0	2	2
Paul Boutilier	NYR	4	0	1	1	6
Total		10	0	1	1	12
Chris Jensen		7	0	1	1	2
Larry Melnyk		14	0	1	1	34
Jim Pavese		14	0	1	1	48
Ron Talakoski		6	0	1	1	12
Simon Wheeldon		5	0	1	1	4
Bob Froese		25	0	1	1	6
Curt Giles		13	0	0	0	10
Mark Janssens		1	0	0	0	2
Rudy Poeschek		1	0	0	0	2
Mike Sittala		3	0	0	0	0
Ron Scott		2	0	0	0	0

[1988-89]		GP	G	A	PTS	PIM
Tomas Sandstrom		79	32	56	88	148
Carey Wilson	NYR	41	21	34	55	45
Total		75	32	45	77	59
Brian Leetch		68	23	48	71	50
Brian Mullen		78	29	35	64	60
Tony Granato		78	36	27	63	140
Kelly Kisio		70	26	36	62	91
James Patrick		68	11	36	47	41
Guy Lafleur		67	18	27	45	12
Ulf Dahlen		56	24	19	43	50
John Ogradnick		60	13	29	42	14

[1988-89 (CONT'D)]		GP	G	A	PTS	PIM
Lucien DeBlois		73	9	24	33	107
Michel Perit		69	8	25	33	154
Jason Lafreniere		38	8	16	24	6
Marcel Dionne		37	7	16	23	20
Lindy Ruff	NYR	13	0	5	5	31
Total		76	6	16	22	117
Brian Lawton		30	7	10	17	39
David Shaw		63	6	11	17	88
Jan Erixon		44	4	11	15	27
Chris Nilan		38	7	7	14	177
Mark Hardy		45	2	12	14	45
Dean Kennedy	NYR	16	0	1	1	40
Total		67	3	11	14	103
Don Maloney		31	4	9	13	16
Ron Greschner		58	1	10	11	94
Darren Turcotte		20	7	3	10	4
Norm Maciver		26	0	10	10	14
Kevin Miller		24	3	5	8	2
Igor Liba		10	2	5	7	15
Normand Rochefort		11	1	5	6	18
John Vanbiesbrouck		56	0	5	5	30
Rudy Poeschek		52	0	2	2	199
Doug Wickenheiser		1	1	0	1	0
Milostav Horava		6	0	1	1	0
Joe Paterson		20	0	1	1	84
Simon Wheeldon		6	0	1	1	2
Bob Froese		30	0	1	1	6
Jeff Bloemberg		9	0	0	0	0
Stephane Brochu		1	0	0	0	0
Paul Cyr		1	0	0	0	2
Ken Hammond		3	0	0	0	0
Mark Janssens		5	0	0	0	0
James Latos		1	0	0	0	0
Peter Laviolette		12	0	0	0	6
Jay More		1	0	0	0	0

[1989-90]		GP	G	A	PTS	PIM
Bernie Nicholls	NYR	32	12	25	37	20
Total		79	39	73	112	86
Mike Gartner	NYR	12	11	5	16	6
Total		79	45	41	86	38
John Ogradnick		80	43	31	74	44
Brian Mullen		76	27	41	68	42
Darren Turcotte		76	32	34	66	32
Kelly Kisio		68	22	44	66	105
James Patrick		73	14	43	57	50
Brian Leetch		72	11	45	56	26
Tomas Sandstrom		48	19	19	38	100
Ulf Dahlen		63	18	18	36	30
Troy Mallette		79	13	16	29	305
Carey Wilson		41	9	17	26	57
Tony Granato		37	7	18	25	77
Mark Hardy		54	0	15	15	94
Milostav Horava		45	4	10	14	26
Kris King		68	6	7	13	286
Mark Janssens		80	5	8	13	161
Jan Erixon		58	4	9	13	8
Randy Moller		60	1	12	13	139
David Shaw		22	2	10	12	22
Dave Archibald	NYR	19	2	3	5	6
Total		31	3	8	11	12
Ron Greschner		55	1	9	10	53
Lindy Ruff		56	3	6	9	80
Paul Broten		32	5	3	8	26
Jeff Bloemberg		28	3	3	6	25
Kevin Miller		16	0	5	5	2
Normand Rochefort		31	3	1	4	24
Chris Nilan		25	1	2	3	59
Mike Richter		23	0	3	3	0
John Vanbiesbrouck		47	0	2	2	24
Rick Bennett		6	1	0	1	5
Todd Charlesworth		7	0	0	0	6
Corey Millen		4	0	0	0	2
Rudy Poeschek		15	0	0	0	55
Bob Froese		15	0	0	0	0

[1990-91]		GP	G	A	PTS	PIM
Brian Leetch		80	16	72	88	42
Bernie Nicholls		71	25	48	73	96
Mike Gartner		79	49	20	69	53
Darren Turcotte		74	26	41	67	37
Brian Mullen		79	19	43	62	44
James Patrick		74	10	49	59	58
John Ogradnick		79	31	23	54	10
Ray Sheppard		59	24	23	47	21
Kevin Miller		63	17	27	44	63
Kelly Kisio		51	15	20	35	58
Kris King		72	11	14	25	154

REGULAR SEASON SCORING STATISTICS

1990-91 (CONT'D)						1992-93 (CONT'D)						
	GP	G	A	PTS	PIM		GP	G	A	PTS	PIM	
Jan Erixon	53	7	18	25	8	Joe Kocur	65	3	6	9	131	
Randy Moller	61	4	19	23	161	Mike Hurlbut	23	1	8	9	16	
Troy Mallette	71	12	10	22	252	John McIntyre	NYR	11	1	0	1	4
Mark Janssens	67	9	7	16	172	Total	60	3	5	8	84	
Jody Hull	47	5	8	13	10	Mike Hartman	NYR	3	0	0	0	6
Joe Cirella	NYR	19	1	0	1	Total	61	4	4	8	160	
Total	58	3	10	13	111	Randy Gilhen	33	3	2	5	8	
David Shaw	77	2	10	12	89	Mike Richter	38	0	5	5	2	
Paul Broten	28	4	6	10	18	Kris King	30	0	3	3	67	
Normand Rochefort	44	3	7	10	35	Tie Domi	12	2	0	2	95	
Joe Kocur	NYR	5	0	0	0	Per Djoos	6	1	1	2	2	
Total	57	5	4	9	289	Craig Duncanson	3	0	1	1	0	
Miroslav Horava	29	1	6	7	12	John Vanbiesbroeck	48	0	1	1	18	
Mark Hardy	70	1	5	6	89	Dave Marciniashyn	2	0	0	0	2	
Corey Millen	4	3	1	4	0	Joby Messier	11	0	0	0	6	
John Vanbiesbroeck	40	0	3	3	18	Corey Hirsch	4	0	0	0	0	
Steven Rice	11	1	1	2	4	1993-94						
Jeff Bloemberg	3	0	2	2	0	Sergei Zubov	78	12	77	89	39	
Tie Domi	28	1	0	1	185	Mark Messier	76	26	58	84	76	
Lindy Ruff	14	0	1	1	27	Adam Graves	84	52	27	79	127	
Mike Richter	45	0	1	1	4	Brian Leetch	84	23	56	79	67	
Rick Bennett	6	0	0	0	6	Steve Larmer	68	21	39	60	41	
Brian Reynolds	1	0	0	0	0	Alexei Kovalev	76	23	33	56	154	
Dennis Vial	21	0	0	0	61	Esa Tikkanen	83	22	32	54	114	
1991-92						Mike Gartner	71	28	24	52	58	
Mark Messier	79	35	72	107	76	Sergei Nemchinov	76	22	27	49	36	
Brian Leetch	80	22	80	102	26	Glenn Anderson	NYR	12	4	2	6	12
Mike Gartner	76	40	41	81	55	Total	85	21	20	41	62	
James Patrick	80	14	57	71	54	NYR	12	4	2	6	12	
Tony Amonte	79	35	34	69	55	Total	76	18	23	41	69	
Adam Graves	80	26	33	59	139	Tony Amonte	72	16	22	38	31	
Sergei Nemchinov	73	30	28	58	15	Stephane Matteau	NYR	12	4	3	7	2
Darren Turcotte	71	30	23	53	57	Total	77	19	19	38	57	
John Ogradnick	55	17	13	30	22	Craig MacTavish	NYR	12	4	2	6	11
Doug Weight	53	8	22	30	23	Total	78	20	12	32	91	
Paul Broten	74	13	15	28	102	Kevin Lowe	71	5	14	19	70	
Randy Gilhen	40	7	7	14	14	Alexander Karpovtsev	67	3	15	18	78	
Total	73	10	13	23	28	Jeff Beukeboom	68	8	8	16	170	
Kris King	79	10	9	19	224	Greg Gilbert	76	4	11	15	29	
Per Djoos	50	1	18	19	40	Mike Hudson	48	4	7	11	47	
Tim Kerr	32	7	11	18	12	Jay Wells	79	2	7	9	110	
Jan Erixon	46	8	9	17	4	Nick Kypreos	NYR	46	3	5	8	102
Jeff Beukeboom	NYR	56	1	10	11	Total	56	3	5	8	139	
Total	74	1	15	16	200	Ed Olczyk	37	3	5	8	28	
Joe Cirella	67	3	12	15	121	Darren Turcotte	13	2	4	6	13	
Joe Kocur	51	7	4	11	121	Joe Kocur	71	2	1	3	129	
Jay Wells	NYR	11	0	0	0	James Patrick	6	0	3	3	2	
Total	52	2	9	11	181	Peter Andersson	8	1	1	2	2	
Randy Moller	43	2	7	9	78	Mike Hartman	35	1	1	2	70	
Mark Hardy	52	1	8	9	65	Doug Lidster	34	0	2	2	33	
Tie Domi	42	2	4	6	246	Joby Messier	4	0	2	2	0	
Corey Millen	11	1	4	5	10	Mattias Norstrom	9	0	2	2	6	
Rob Zamuner	9	1	2	3	2	Glenn Healy	29	0	2	2	2	
John Vanbiesbroeck	45	0	3	3	23	Phil Bourque	16	0	1	1	8	
Normand Rochefort	26	0	2	2	31	Jim Hiller	2	0	0	0	7	
Rick Bennett	3	0	1	1	2	Daniel Lacroix	4	0	0	0	0	
Jeff Bloemberg	3	0	1	1	0	Todd Marchant	1	0	0	0	0	
David Shaw	10	0	1	1	15	Mike Richter	68	0	0	0	2	
Peter Fiorentino	1	0	0	0	0	1994-95						
Jody Hull	3	0	0	0	2	Mark Messier	46	14	39	53	40	
Mark Janssens	4	0	0	0	5	Brian Leetch	48	9	32	41	18	
Bernie Nicholls	1	0	0	0	0	Sergei Zubov	38	10	26	36	18	
Mike Richter	41	0	0	0	6	Pat Verbeek	NYR	19	10	5	15	18
1992-93						Total	48	17	16	33	71	
Mark Messier	75	25	66	91	72	Adam Graves	47	17	14	31	51	
Tony Amonte	83	33	43	76	49	Steve Larmer	47	14	15	29	16	
Mike Gartner	84	45	23	68	59	Alexei Kovalev	48	13	15	28	30	
Adam Graves	84	36	29	65	148	Brian Noonan	45	14	13	27	26	
Sergei Nemchinov	81	23	31	54	34	Petr Nedved	46	11	12	23	26	
Darren Turcotte	71	25	28	53	40	Sergei Nemchinov	47	7	6	13	16	
Ed Olczyk	NYR	46	13	16	29	Alexander Karpovtsev	47	4	8	12	30	
Total	71	21	28	49	52	Jay Wells	43	2	7	9	36	
Doug Weight	65	15	25	40	55	Troy Loney	NYR	4	0	0	0	
Esa Tikkanen	NYR	15	2	5	7	Total	30	5	4	9	23	
Total	81	16	24	40	94	Stephane Matteau	41	3	5	8	25	
Alexei Kovalev	65	20	18	38	79	Kevin Lowe	44	1	7	8	58	
Brian Leetch	36	6	30	36	26	Nathan Lafayette	NYR	12	0	0	0	
Sergei Zubov	49	8	23	31	4	Total	39	4	4	8	2	
James Patrick	60	5	21	26	61	Jeff Beukeboom	44	1	3	4	70	
Phil Bourque	55	6	14	20	39	Nick Kypreos	40	1	3	4	93	
Jeff Beukeboom	82	2	17	19	153	Mark Osborne	37	1	3	4	19	
Jan Erixon	45	5	11	16	10	Ed Olczyk	20	2	1	3	4	
Peter Andersson	31	4	11	15	18	Joe Kocur	48	1	2	3	71	
Kevin Lowe	49	3	12	15	58	Mattias Norstrom	9	0	3	3	2	
Paul Broten	60	5	9	14	48	Darren Langdon	18	1	1	2	62	
Steven King	24	7	5	12	16	Joby Messier	10	0	2	2	18	
Mark Hardy	44	1	10	11	85	Glenn Healy	17	0	2	2	2	
Jay Wells	53	1	9	10	107	Glen Featherstone	6	1	0	1	18	
Joe Cirella	55	3	6	9	85	Shawn McCosh	5	1	0	1	2	

REGULAR SEASON SCORING STATISTICS

1994-95 (CONT'D)	GP	G	A	PTS	PIM	
Jean-Yves Roy	3	1	0	1	2	
Daniel Lacroix	NYR	1	0	0	0	
Total	24	1	0	1	38	
Mike Hartman	1	0	0	0	4	
Mike Richter	35	0	0	0	2	
1995-96	GP	G	A	PTS	PIM	
Mark Messier	74	47	52	99	122	
Brian Leetch	82	15	70	85	30	
Pat Verbeek	69	41	41	82	129	
Luc Robitaille	77	23	46	69	80	
Alexei Kovalev	81	24	34	58	98	
Adam Graves	82	22	36	58	100	
Ray Ferraro	65	25	29	54	82	
Jari Kurri	NYR	14	1	4	5	2
Total	71	18	27	45	39	
Bruce Driver	66	3	34	37	42	
Marty McSorley	NYR	9	0	2	2	21
Total	68	10	23	33	169	
Sergei Nemchinov	78	17	15	32	38	
Sergio Momesso	NYR	19	4	4	8	30
Total	73	11	12	23	142	
*Niklas Sundstrom	82	9	12	21	14	
Ulf Samuelsson	74	1	18	19	122	
Alexander Karpovtsev	40	2	16	18	26	
Doug Lidster	59	5	9	14	50	
Jeff Beukeboom	82	3	11	14	220	
*Darren Langdon	64	7	4	11	175	
Wayne Presley	61	4	6	10	71	
Shane Churla	NYR	10	0	0	0	26
Total	55	4	6	10	231	
Nick Kypreos	42	3	4	7	77	
Stephane Matteau	32	4	2	6	22	
Kevin Lowe	53	1	5	6	76	
*Ken Gernander	10	2	3	5	4	
Bill Berg	NYR	18	2	1	3	8
Total	41	3	2	5	41	
Daniel Lacroix	25	2	2	4	30	
Mattias Norstrom	25	2	1	3	22	
Joe Kocur	38	1	2	3	49	
Ian Laperriere	28	1	2	3	53	
*Chris Ferraro	2	1	0	1	0	
*Peter Ferraro	5	0	1	1	0	
*Barry Richter	4	0	1	1	0	
Mike Richter	41	0	1	1	4	
Glenn Healy	44	0	1	1	8	
Nathan Lafayette	5	0	0	0	2	
*Steve Larouche	1	0	0	0	0	
*Jamie Ram	1	0	0	0	0	
1996-97	GP	G	A	PTS	PIM	
Wayne Gretzky	82	25	72	97	28	
Mark Messier	71	36	48	84	88	
Brian Leetch	82	20	58	78	40	
Adam Graves	82	33	28	61	66	
Niklas Sundstrom	82	24	28	52	20	
Luc Robitaille	69	24	24	48	48	
Alexander Karpovtsev	77	9	29	38	59	
Alexei Kovalev	45	13	22	35	42	
Russ Courtnall	NYR	14	2	5	7	2
Total	61	11	24	35	26	
Bruce Driver	79	5	25	30	48	
Esa Tikkanen	NYR	14	1	2	3	6
Total	76	13	17	30	72	
Patrick Flatley	68	10	12	22	26	
Sergei Nemchinov	63	6	13	19	12	
Ulf Samuelsson	73	6	11	17	138	
Brian Noonan	44	6	9	15	28	
Bill Berg	67	8	6	14	37	
*Daniel Goneau	41	10	3	13	10	
Jeff Beukeboom	80	3	9	12	167	
Mike Eastwood	NYR	27	1	7	8	10
Total	60	2	10	12	14	
*Vladimir Vorobiev	16	5	5	10	6	
Darren Langdon	60	3	6	9	195	
Doug Lidster	48	3	4	7	24	
David Oliver	NYR	14	2	1	3	4
Total	31	3	3	6	8	
*Christian Dube	27	1	1	2	4	
Chris Ferraro	12	1	1	2	6	
*Ryan VandenBussche	11	1	0	1	30	
*Eric Cairns	40	0	1	1	147	
Shane Churla	45	0	1	1	106	
Jay More	14	0	1	1	25	
*Sylvain Blouin	6	0	0	0	18	
Dallas Eakins	3	0	0	0	6	
*Peter Ferraro	2	0	0	0	0	
Sergio Momesso	9	0	0	0	11	
*Jeff Nielsen	2	0	0	0	2	
Glenn Healy	23	0	0	0	4	
Mike Richter	61	0	0	0	4	

1997-98	GP	G	A	PTS	PIM	
Wayne Gretzky	82	23	67	90	28	
Pat LaFontaine	67	23	39	62	36	
Alexei Kovalev	73	23	30	53	44	
Brian Leetch	76	17	33	50	32	
Niklas Sundstrom	70	19	28	47	24	
Kevin Stevens	80	14	27	41	130	
Adam Graves	72	23	12	35	41	
Tim Sweeney	56	11	18	29	26	
Bruce Driver	75	5	15	20	46	
Todd Harvey	NYR	Did Not Play	Due To Injury			
Total	59	9	10	19	104	
Mike Keane	70	8	10	18	47	
Ulf Samuelsson	73	3	9	12	122	
Brian Skrudland	59	5	6	11	39	
Bob Errey	NYR	12	0	0	0	7
Total	71	2	9	11	53	
Mike Eastwood	48	5	5	10	16	
Alexander Karpovtsev	47	3	7	10	38	
Harry York	NYR	2	0	0	0	0
Total	60	4	6	10	31	
Bill Berg	67	1	9	10	55	
Jeff Finley	63	1	6	7	55	
*Peter Ferraro	NYR	1	0	0	0	2
Total	30	3	4	7	14	
Darren Langdon	70	3	3	6	197	
*Marc Savard	28	1	5	6	4	
*F.J. Stok	38	2	3	5	114	
Jeff Beukeboom	63	0	5	5	195	
*Vladimir Vorobiev	15	2	2	4	6	
Johan Lindbom	38	1	3	4	28	
Doug Lidster	36	0	4	4	24	
Brad Smyth	NYR	1	0	0	0	0
Total	10	1	3	4	4	
Eric Cairns	39	0	3	3	92	
Daniel Goneau	11	2	0	2	4	
Geoff Smith	15	1	1	2	6	
*Ryan VandenBussche	16	1	0	1	38	
*Maxim Galanov	6	0	1	1	2	
Mike Richter	72	0	1	1	2	
*Sylvain Blouin	1	0	0	0	5	
Pierre Sevigny	3	0	0	0	2	
Ronnie Sundin	1	0	0	0	0	
Jason Muzzatti	6	0	0	0	10	
*Dan Cloutier	12	0	0	0	19	
1998-99	GP	G	A	PTS	PIM	
Wayne Gretzky	70	9	53	62	14	
John MacLean	82	28	27	55	46	
Brian Leetch	82	13	42	55	42	
Adam Graves	82	38	15	53	47	
Petr Nedved	56	20	27	47	50	
Marc Savard	70	9	36	45	38	
Kevin Stevens	81	23	20	43	64	
Niklas Sundstrom	81	13	30	43	20	
Mike Knuble	82	15	20	35	26	
Mathieu Schneider	75	10	24	34	71	
Todd Harvey	37	11	17	28	72	
*Manny Malhotra	73	8	8	16	13	
*Mike Maneluk	NYR	4	0	0	0	4
Total	45	6	9	15	20	
Ulf Samuelsson	67	4	8	12	93	
Brent Fedyk	67	4	6	10	30	
Jeff Beukeboom	45	0	9	9	60	
Alexei Kovalev	14	3	4	7	12	
Scott Fraser	28	2	4	6	14	
Chris Tamer	NYR	52	1	5	6	92
Total	63	1	5	6	124	
Peter Popovic	68	1	4	5	40	
*Rich Brennan	24	1	3	4	23	
*Rumun Ndur	NYR	31	1	3	4	46
Total	39	1	3	4	62	
Eric Lacroix	NYR	30	2	1	3	4
Total	64	2	2	4	18	
Sean Pronger	14	0	3	3	4	
Esa Tikkanen	32	0	3	3	38	
Jan Mertzig	23	0	2	2	8	
Alexander Karpovtsev	2	1	0	1	0	
Derek Armstrong	3	0	0	0	0	
Christian Dube	6	0	0	0	0	
Jeff Finley	2	0	0	0	0	
Darren Langdon	44	0	0	0	80	
Stan Neckar	18	0	0	0	8	
Geoff Smith	4	0	0	0	2	
P.J. Stock	5	0	0	0	6	
Johan Wittehall	4	0	0	0	0	
Harry York	5	0	0	0	4	
Dan Cloutier	22	0	0	0	2	
Mike Richter	68	0	0	0	0	

REGULAR SEASON SCORING STATISTICS

1999-00						2001-02					
	GP	G	A	PTS	PIM		GP	G	A	PTS	PIM
Petr Nedved	76	24	44	68	40	Eric Lindros	72	37	36	73	138
Theoren Fleury	80	15	49	64	68	Pavel Bure	12	12	8	20	6
*Mike York	82	26	24	50	18	NYR Total	68	34	35	69	62
Radek Dvorak	46	11	22	33	10	Theoren Fleury	82	24	39	63	216
NYR Total	81	18	32	50	16	Mike York	69	18	39	57	16
*Jan Hlavac	67	19	23	42	16	Brian Leetch	82	10	45	55	28
John MacLean	77	18	24	42	52	Petr Nedved	78	21	25	46	36
Adam Graves	77	23	17	40	14	Martin Rucinsky	15	3	10	13	6
Valeri Kamensky	58	13	19	32	24	Total	75	11	27	38	42
Mathieu Schneider	80	10	20	30	78	Radek Dvorak	65	17	20	37	14
Alexandre Daigle	58	8	18	26	23	Vladimir Malakhov	81	6	22	28	83
Brian Leetch	50	7	19	26	20	Rem Murray	11	1	2	3	4
Rob DiMaio	12	1	3	4	8	Total	80	8	19	27	18
NYR Total	62	6	19	25	50	Tom Poti	11	1	7	8	2
Kevin Hatcher	74	4	19	23	38	Total	66	2	23	25	44
*Kim Johnson	76	6	15	21	46	Andreas Johansson	70	14	10	24	46
Tim Taylor	76	9	11	20	72	Mark Messier	41	7	16	23	32
Stephane Quintal	75	2	14	16	77	Sandy McCarthy	82	10	13	23	171
Mike Knuble	59	9	5	14	18	Bryan Berard	82	2	21	23	60
Eric Lacroix	70	4	8	12	24	Matthew Barnaby	48	8	13	21	144
Sylvain Lefebvre	82	2	10	12	43	Total	77	8	13	21	214
Kevin Stevens	38	3	5	8	43	*Mikael Samuelsson	67	6	10	16	23
Todd Harvey	31	3	3	6	62	Manny Malhotra	56	7	6	13	42
Rich Pilon	45	0	4	4	36	Zdeno Ciger	29	6	7	13	16
NYR Total	54	0	6	6	70	Jeff Toms	38	7	4	11	10
Johan Wittehall	9	1	1	2	2	Dave Karpa	75	1	10	11	131
Jason Dawe	3	0	1	1	2	Igor Ulanov	39	0	6	6	53
Jason Doig	7	0	1	1	22	Michal Grosse	15	3	2	5	12
Darren Langdon	21	0	1	1	26	Sylvain Lefebvre	41	0	5	5	23
P.J. Stock	11	0	1	1	11	Tomas Kloucek	52	1	3	4	137
Kirk McLean	22	0	1	1	2	Dale Purinton	40	0	4	4	113
Derek Armstrong	1	0	0	0	0	Steve McKenna	54	2	1	3	144
Daniel Goneau	1	0	0	0	0	Roman Lyashenko	15	2	0	2	0
Chris Kenady	2	0	0	0	0	Total	19	2	0	2	0
Manny Malhotra	27	0	0	0	4	Darren Van Impe	17	1	0	1	12
*Dale Purinton	1	0	0	0	7	*Petr Smrek	8	0	1	1	4
*Alexei Vasiliev	1	0	0	0	2	Jason Dawe	1	0	0	0	0
Terry Virtue	1	0	0	0	0	*Rico Fata	10	0	0	0	0
*Jean-Francois Labbe	1	0	0	0	0	*Barrett Heisten	10	0	0	0	2
*Milan Hnilicka	2	0	0	0	0	*Mike Mottau	1	0	0	0	0
Mike Richter	61	0	0	0	4	*Richard Scott	5	0	0	0	5
2000-01	GP	G	A	PTS	PIM	Trent Whitfield	1	0	0	0	0
Brian Leetch	82	21	58	79	34	*Johan Holmqvist	1	0	0	0	0
Petr Nedved	79	32	46	78	54	*Dan Blackburn	31	0	0	0	10
Theoren Fleury	82	30	44	74	122	Mike Richter	55	0	0	0	0
Radek Dvorak	62	31	36	67	20	2002-03	GP	G	A	PTS	PIM
Mark Messier	82	24	43	67	89	Alexei Kovalev	24	10	3	13	20
Jan Hlavac	79	28	36	64	20	Total	78	37	40	77	70
Valeri Kamensky	65	14	20	34	36	Anson Carter	11	1	4	5	6
Mike York	79	14	17	31	20	Total	79	26	34	60	26
Adam Graves	82	10	16	26	77	Petr Nedved	78	27	31	58	64
Kim Johnson	75	5	21	26	40	Eric Lindros	81	19	34	53	141
Sandy McCarthy	81	11	10	21	171	Tom Poti	80	11	37	48	58
Michal Grosse	65	9	11	20	61	Mark Messier	78	18	22	40	30
Sylvain Lefebvre	71	2	13	15	55	Matthew Barnaby	79	14	22	36	142
Manny Malhotra	50	4	8	12	31	Bobby Holik	64	16	19	35	52
Rich Pilon	69	2	9	11	175	Pavel Bure	39	19	11	30	16
Jeff Toms	15	1	1	2	0	Brian Leetch	51	12	18	30	20
NYR Total	54	3	5	8	10	Radek Dvorak	63	6	21	27	16
Tim Taylor	38	2	5	7	16	Mikael Samuelsson	58	8	14	22	32
Colin Forbes	19	1	4	5	15	*Jamie Lundmark	55	8	11	19	16
Total	58	1	5	6	46	Vladimir Malakhov	71	3	14	17	52
Eric Lacroix	46	2	3	5	39	Boris Mironov	36	3	9	12	34
*Tomas Kloucek	43	1	4	5	74	Total	56	6	10	16	56
*Petr Smrek	14	0	3	3	12	Sandy McCarthy	82	6	9	15	81
NYR Total	20	2	3	5	14	Ronald Petrovicky	86	5	9	14	77
Brad Brown	48	1	3	4	107	Darius Kasparaitis	60	3	11	14	85
Alexei Gusarov	26	1	3	4	6	Rem Murray	32	6	6	12	4
*Jeff Ulmer	21	3	0	3	8	Joel Boucharde	27	5	7	12	14
*Mike Mottau	18	0	3	3	13	Dale Purinton	58	3	9	12	161
Johan Wittehall	15	0	3	3	8	Dan LaCouture	24	1	4	5	0
Vladimir Malakhov	3	0	2	2	4	Total	68	3	6	9	72
*Dale Purinton	42	0	2	2	180	Rico Fata	36	2	4	6	6
Brad Smyth	4	1	0	1	4	Cory Cross	26	0	4	4	16
Derek Armstrong	3	0	0	0	0	*Ales Pisa	3	0	0	0	0
Drew Bannister	3	0	0	0	0	Total	51	1	3	4	24
Jason Doig	3	0	0	0	0	Ted Donato	49	2	1	3	6
John MacLean	2	0	0	0	0	*John Tripp	9	1	2	3	2
Bert Robertsson	2	0	0	0	4	Dave Karpa	19	0	2	2	14
*Tony Tuzzolino	6	0	0	0	5	Sylvain Lefebvre	35	0	2	2	10
David Wilkie	1	0	0	0	2	Richard Lintner	10	1	0	1	0
*Jason LaBarbera	1	0	0	0	0	Gordie Dwyer	17	0	1	1	50
*Johan Holmqvist	2	0	0	0	0	Mike Dunham	43	0	1	1	0
*Vitali Yermeyev	4	0	0	0	0	Total	58	0	1	1	0
Kirk McLean	23	0	0	0	0	Josh Green	4	0	0	0	2
Mike Richter	45	0	0	0	0	Roman Lyashenko	2	0	0	0	0
Guy Hobert	13	0	0	0	0	Krzysztof Oliwa	9	0	0	0	51
NYR Total	54	0	0	0	0	Billy Tibbetts	11	0	0	0	12
						Dixon Ward	8	0	0	0	2

REGULAR SEASON SCORING STATISTICS

2002-03 (CONT'D)						2005-06 (CONT'D)							
	GP	G	A	PTS	PIM		GP	G	A	PTS	PIM		
Mike Wilson	1	0	0	0	0	Jason Strudwick	65	3	4	7	66		
*Johan Holmqvist	1	0	0	0	0	Darius Kasparaitis	67	0	6	6	97		
Mike Richter	13	0	0	0	0	*Ryan Hollweg	52	2	3	5	84		
Dan Blackburn	32	0	0	0	2	*Maxim Kondratiev	29	1	2	3	22		
2003-04						2006-07							
	GP	G	A	PTS	PIM		GP	G	A	PTS	PIM		
Jaromir Jagr	NYR	31	15	14	29	12	Jaromir Jagr	82	30	66	96	78	
Total		77	31	43	74	38	Michael Nylander	79	26	57	83	42	
Bobby Holik		82	25	31	56	96	Martin Straka	77	29	41	70	24	
Mark Messier		76	18	25	43	42	Brendan Shanahan	67	29	33	62	47	
Alexei Kovalev		66	13	29	42	54	Sean Avery	NYR	29	8	12	20	58
Martin Rucinsky		69	13	29	42	62	Total	84	18	30	48	174	
Brian Leetch		57	13	23	36	24	Matt Cullen	80	16	25	41	52	
Matthew Barnaby		69	12	20	32	120	Petr Prucha	79	22	18	40	30	
Eric Lindros		39	10	22	32	60	Michal Rozsival	80	10	30	40	52	
Petr Nedved		65	14	17	31	42	Karel Rachunek	66	6	20	26	38	
Jan Hlavac		72	5	21	26	16	Paul Mara	NYR	19	2	3	5	18
Tom Poti		67	10	14	24	47	Total	78	5	18	23	113	
Chris Simon		65	14	9	23	225	Marek Malik	69	2	19	21	70	
Karel Rachunek	NYR	12	1	3	4	4	Marcel Hossa	64	10	8	18	26	
Total		72	2	19	21	33	Fedor Tyutin	66	2	12	14	44	
Vladimir Malakhov		56	3	15	18	53	Blair Betts	62	9	4	13	24	
Anson Carter		43	10	7	17	14	Aaron Ward	60	3	10	13	57	
Boris Mironov		75	3	13	16	86	Adam Hall	49	4	8	12	18	
Greg de Vries		53	3	12	15	37	Jed Ortmeyer	41	2	9	11	22	
Josh Green	NYR	14	3	2	5	8	Jason Ward	46	4	6	10	26	
Total		50	5	6	11	32	Thomas Pock	44	4	4	8	16	
Jamie Lundmark		56	2	8	10	33	*Ryan Callahan	14	4	2	6	9	
Darius Kasparaitis		44	1	9	10	48	*Jarikko Immonen	14	1	5	6	4	
Joel Bouchard		28	1	7	8	10	*Dan Girardi	34	0	6	6	8	
Dan LaCouture		59	5	2	7	82	Jason Krog	NYR	9	2	0	2	4
*Fedor Tyutin		25	2	5	7	14	Total	23	3	3	6	10	
*Jed Ortmeyer		58	2	4	6	16	Brad Isbister	19	1	4	5	14	
*Jozef Balej	NYR	13	1	4	5	4	Darius Kasparaitis	24	2	2	4	30	
Total		17	1	4	5	4	Colton Orr	53	2	1	3	126	
Sandy McCarthy	NYR	13	1	0	1	2	Ryan Hollweg	78	1	2	3	131	
Total		50	4	1	5	30	Sandis Ozolinsh	21	0	3	3	8	
*Thomas Pock		6	2	2	4	0	*Nigel Dawes	8	1	0	1	0	
*Mike Green	NYR	13	1	2	3	2	Pascal Dupuis	6	1	0	1	0	
Total		24	1	3	4	4	*Brandon Dubinsky	6	0	0	0	2	
*Dominic Moore		5	0	3	3	0	*Bryce Lampman	1	0	0	0	0	
Blair Betts	NYR	Did Not Play Due to Injury					*David Liffiton	2	0	0	0	7	
Total		20	1	2	3	10	Jason Strudwick	8	0	0	0	2	
Dale Purinton		40	1	1	2	117	Steve Valiquette	3	0	0	0	0	
*Garth Murray		20	1	0	1	24	Kevin Weekes	14	0	0	0	0	
*Chad Wiseman		4	1	0	1	0	Henrik Lundqvist	70	0	0	0	0	
Cory Larose		7	0	1	1	4	2007-08						
Chris McAllister	NYR	12	0	1	1	12		GP	G	A	PTS	PIM	
Total		46	0	1	1	74	Jaromir Jagr	82	25	46	71	58	
*Jason LaBarbera		4	0	1	1	2	Scott Gomez	81	16	54	70	36	
Jamie McLennan	NYR	4	0	0	0	0	Chris Drury	82	25	33	58	45	
Total		30	0	1	1	4	Brendan Shanahan	73	23	23	46	35	
*Benoit Dugasblon		3	0	0	0	2	Martin Straka	65	14	27	41	22	
Ken Gernander		2	0	0	0	2	*Brandon Dubinsky	82	14	26	40	79	
Paul Healey		4	0	0	0	0	Michal Rozsival	80	13	25	38	80	
*Bryce Lampman		8	0	0	0	0	Sean Avery	57	15	18	33	154	
Jason MacDonald		4	0	0	0	19	*Nigel Dawes	61	14	15	29	10	
*Lawrence Nycholat		9	0	0	0	6	Dan Girardi	82	10	18	28	14	
Jamie Pushor	NYR	7	0	0	0	0	Fredrik Sjostrom	NYR	18	2	0	2	8
Total		14	0	0	0	2	Total	69	12	9	21	22	
Pascal Rheaume		17	0	0	0	5	Fedor Tyutin	82	5	15	20	43	
*Richard Scott		5	0	0	0	23	Christian Backman	NYR	18	2	6	8	20
*Mike Siklenka		1	0	0	0	0	Total	63	3	15	18	50	
*Layne Ulmer		1	0	0	0	0	Petr Prucha	62	7	10	17	22	
Steve Valiquette	NYR	2	0	0	0	0	Paul Mara	61	1	16	17	52	
Total		3	0	0	0	0	*Ryan Callahan	52	8	5	13	31	
Jussi Markkanen		26	0	0	0	0	Marek Malik	42	2	8	10	48	
Mike Dunham		57	0	0	0	0	*Marc Staal	80	2	8	10	42	
2005-06						Marcel Hossa	36	1	7	8	24		
	GP	G	A	PTS	PIM	Blair Betts	75	2	5	7	20		
Jaromir Jagr	82	54	69	123	72	Ryan Hollweg	70	2	2	4	96		
Michael Nylander	81	23	56	79	76	Colton Orr	74	1	1	2	159		
Martin Straka	82	22	54	76	42	Jason Strudwick	52	1	1	2	40		
Martin Rucinsky	52	16	39	55	56	*Ivan Baranka	1	0	1	1	0		
Petr Sykora	NYR	40	16	15	31	22	*Dane Byers	1	0	0	0	0	
Total		74	23	28	51	50	*Greg Moore	6	0	0	0	0	
*Petr Prucha		68	30	17	47	32							
Steve Rucchin		72	13	23	36	10							
Michal Rozsival		82	5	25	30	90							
Jason Ward		81	10	18	28	44							
*Fedor Tyutin		77	6	19	25	58							
Tom Poti		73	3	20	23	70							
Sandis Ozolinsh	NYR	19	3	11	14	20							
Total		36	6	14	20	28							
*Dominic Moore		82	9	9	18	28							
Marek Malik		74	2	16	18	78							
Ville Nieminen		48	5	12	17	53							
Marcel Hossa		64	10	6	16	28							
Blair Betts		66	8	2	10	24							
Jed Ortmeyer		78	5	2	7	38							

REGULAR SEASON SCORING STATISTICS

2007-08 (CONT'D)						2010-11 (CONT'D)					
	GP	G	A	PTS	PIM		GP	G	A	PTS	PIM
Thomas Pock	1	0	0	0	0	Wojtek Wolski	37	6	13	19	8
Steve Valiquette	13	0	0	0	2	Nyr Total	73	12	23	35	18
Henrik Lundqvist	72	0	0	0	2	Dan Girardi	80	4	27	31	37
2008-09						2011-12					
	GP	G	A	PTS	PIM		GP	G	A	PTS	PIM
Nik Antropov	18	7	6	13	6	Brandon Prust	82	13	16	29	160
Total	18	28	31	59	30	Marc Staal	77	7	22	29	50
Nikolai Zherdev	82	23	35	58	39	Bryan McCabe	19	2	4	6	6
Scott Gomez	77	16	42	58	60	Nyr Total	67	7	21	28	34
Chris Drury	81	22	34	56	32	Erik Christensen	63	11	16	27	18
Markus Naslund	82	24	22	46	57	Ruslan Fedotenko	66	10	15	25	25
Brandon Dubinsky	82	13	28	41	112	Sean Avery	76	3	21	24	174
Ryan Callahan	81	22	18	40	45	Vinny Prospal	29	9	14	23	8
Michal Rozsival	76	8	22	30	52	*Mats Zuccarello	42	6	17	23	4
Wade Redden	81	3	23	26	51	Alex Frolov	43	7	9	16	8
Dan Girardi	82	4	18	22	53	*Michael Sauer	76	3	12	15	75
Sean Avery	18	5	7	12	34	Michael Rozsival	32	3	12	15	22
Total	41	8	14	22	111	Matt Gilroy	58	3	8	11	14
Paul Mara	76	5	16	21	94	Michael Del Zotto	47	2	9	11	20
Derek Morris	18	0	8	8	16	*Ryan McDonagh	40	1	8	9	14
Total	75	5	15	20	40	Steve Eminger	65	2	4	6	22
Nigel Dawes	52	10	9	19	15	Chris Drury	24	1	4	5	8
Aaron Voros	54	8	8	16	122	Henrik Lundqvist	68	0	4	4	6
Marc Staal	82	3	12	15	64	Derek Boogaard	22	1	1	2	45
*Lauri Korpikoski	68	6	8	14	14	Todd White	18	1	1	2	2
Fredrik Sjostrom	79	7	6	13	30	*Chad Kolarik	4	0	1	1	2
Dmitri Kalinin	58	1	12	13	26	Kris Newbury	11	0	1	1	35
Blair Betts	81	6	4	10	16	*Brodie Dupont	1	0	0	0	0
Petr Prucha	28	4	5	9	16	*Evgeny Grachev	8	0	0	0	0
Colton Orr	82	1	4	5	193	*Dale Weise	10	0	0	0	19
Dan Fritsche	16	1	3	4	2	Jeremy Williams	1	0	0	0	0
*Corey Potter	5	1	1	2	0	Chad Johnson	1	0	0	0	0
Erik Reitz	11	0	0	0	24	Martin Biron	17	0	0	0	0
Total	42	1	1	2	65	2011-12					
Henrik Lundqvist	70	0	2	2	0		GP	G	A	PTS	PIM
Steve Valiquette	15	0	1	1	2	Marian Gaborik	82	41	35	76	34
*Artem Anisimov	1	0	0	0	0	Brad Richards	82	25	41	66	22
Patrick Rissmiller	2	0	0	0	0	Ryan Callahan	76	29	25	54	61
*Michael Sauer	3	0	0	0	0	Derek Stepan	82	17	34	51	22
2009-10						Michael Del Zotto	77	10	31	41	36
	GP	G	A	PTS	PIM	*Carl Hagelin	64	14	24	38	24
Marian Gaborik	76	42	44	86	37	Artem Anisimov	79	16	20	36	34
Vinny Prospal	75	20	38	58	32	Brandon Dubinsky	77	10	24	34	110
Olli Jokinen	26	4	11	15	22	Ryan McDonagh	82	7	25	32	44
Total	82	15	35	50	75	Dan Girardi	82	5	24	29	20
Brandon Dubinsky	69	20	24	44	54	Brian Boyle	82	11	15	26	59
Ryan Callahan	77	19	18	37	48	Ruslan Fedotenko	73	9	11	20	16
*Michael Del Zotto	80	9	28	37	32	Anton Stralman	53	2	16	18	20
Chris Drury	77	14	18	32	31	Brandon Prust	82	5	12	17	156
Sean Avery	69	11	20	31	160	John Mitchell	63	5	11	16	8
*Artem Anisimov	82	12	16	28	32	*Stu Bickel	51	0	9	9	108
Marc Staal	82	8	19	27	44	Jeff Woywitka	27	1	5	6	8
Erik Christensen	49	8	18	26	24	Mike Rupp	60	4	1	5	97
Total	58	8	18	26	26	Steve Eminger	42	2	3	5	28
Dan Girardi	82	6	18	24	53	Marc Staal	46	2	3	5	16
Michal Rozsival	82	3	20	23	78	Erik Christensen	20	1	4	5	2
Ales Kotlarik	45	8	14	22	38	Sean Avery	15	3	0	3	21
*Matt Gilroy	69	4	11	15	23	Mats Zuccarello	10	2	1	3	6
Chris Higgins	55	6	8	14	32	Michael Sauer	19	1	2	3	21
Enver Lisin	57	6	8	14	18	Wojtek Wolski	9	0	3	3	2
Wade Redden	75	2	12	14	27	Martin Biron	21	0	3	3	0
Brandon Prust	26	4	5	9	65	*Tim Erixon	18	0	2	2	8
Total	69	5	9	14	163	Henrik Lundqvist	62	0	2	2	4
Jody Shelley	21	2	4	6	37	Andre Deveaux	9	0	1	1	29
Total	57	2	7	9	115	John Scott	6	0	0	0	5
P.A. Parenteau	22	3	5	8	4	Brendan Bell	1	0	0	0	0
Aaron Voros	41	3	4	7	89	Kris Newbury	7	0	0	0	24
Brian Boyle	71	4	2	6	47	2012-13					
Anders Eriksson	8	0	2	2	0		GP	G	A	PTS	PIM
Total	20	0	5	5	2	Derek Stepan	48	18	26	44	12
Alex Auld	3	0	0	0	0	Rick Nash	44	21	21	42	26
Total	24	0	2	2	2	Brad Richards	46	11	23	34	14
*Dane Byers	5	1	0	1	31	Ryan Callahan	45	16	15	31	12
Donald Brashear	36	0	1	1	73	Derick Brassard	13	5	6	11	0
*Chad Johnson	5	0	1	1	0	Total	47	12	17	29	16
Henrik Lundqvist	73	0	1	1	0	Carl Hagelin	48	10	14	24	18
*Ilkka Heikkinen	7	0	0	0	0	Michael Del Zotto	46	3	18	21	18
*Corey Locke	3	0	0	0	0	Marian Gaborik	35	9	10	19	8
*Corey Potter	3	0	0	0	2	Ryan McDonagh	47	4	15	19	22
*Bobby Sanguinetti	5	0	0	0	4	Ryane Clowe	12	3	5	8	14
Matt Zaba	1	0	0	0	0	Total	40	3	16	19	93
Steve Valiquette	6	0	0	0	0	Dan Girardi	46	2	12	14	16
Dan Girardi	46	6	5	11	6	Taylor Pyatt	48	6	5	11	6
Marc Staal	21	2	9	11	14	Derek Dorsett	2	2	9	11	14
Total	24	3	6	9	53	Total	24	3	6	9	53
Brandon Dubinsky	77	24	30	54	100	Mats Zuccarello	15	3	5	8	8
Ryan Callahan	60	23	25	48	46	Anton Stralman	48	4	3	7	16
Marian Gaborik	62	22	26	48	18	John Moore	13	1	5	6	5
*Derek Stepan	82	21	24	45	20	Total	30	1	6	7	7
Artem Anisimov	82	18	26	44	20	Did Not Play Due to Injury					
Brian Boyle	82	21	14	35	74						

REGULAR SEASON SCORING STATISTICS

2012-13 (CONT'D)		GP	G	A	PTS	PIM
*J.T. Miller		26	2	2	4	8
*Chris Kreider		23	2	1	3	6
Steve Eminger		35	0	3	3	8
Arron Asham		27	2	0	2	50
Benn Ferriero		4	0	1	1	0
Jeff Halpern		30	0	1	1	8
Kris Newbury		6	0	1	1	9
Roman Hamrlik	NYR	12	0	0	0	6
Total		16	0	1	1	8
Henrik Lundqvist		43	0	1	1	0
Stu Bickel		16	0	0	0	49
Matt Gilroy		15	0	0	0	6
Michael Haley		9	0	0	0	12
*Brandon Mashinter		4	0	0	0	0
Darroll Powe	NYR	34	0	0	0	18
Total		42	0	0	0	27
Mike Rupp		8	0	0	0	12
Brandon Segal		1	0	0	0	2
*Christian Thomas		1	0	0	0	0
Martin Biron		6	0	0	0	0

2013-14		GP	G	A	PTS	PIM
Martin St. Louis	NYR	19	1	7	8	4
Total		81	30	39	69	10
Mats Zuccarello		77	19	40	59	32
Derek Stepan		82	17	40	57	18
Brad Richards		82	20	31	51	18
Derick Brassard		81	18	27	45	46
Ryan McDonagh		77	14	29	43	36
Rick Nash		65	26	13	39	36
*Chris Kreider		66	17	20	37	72
Benoit Pouliot		80	15	21	36	56
Carl Hagelin		72	17	16	33	44
Ryan Callahan		45	11	14	25	16
Dan Girardi		81	5	19	24	16
Brian Boyle		82	6	12	18	56
Dominic Moore		73	6	12	18	18
John Moore		74	4	11	15	25
Raphael Diaz	NYR	11	1	1	2	4
Total		63	2	13	15	16
Marc Staal		72	3	11	14	24
Anton Stralman		81	1	12	13	26
Michael Del Zotto		42	2	9	11	10
Kevin Klein	NYR	30	1	5	6	0
Total		77	2	7	9	21
Derek Dorsett		51	4	4	8	128
J.T. Miller		30	3	3	6	18
Daniel Carcillo	NYR	31	3	0	3	43
Total		57	4	1	5	100
Henrik Lundqvist		63	0	4	4	0
Justin Falk		21	0	2	2	20
Taylor Pyatt		22	0	1	1	10
*Conor Allen		3	0	0	0	0
Arron Asham		6	0	0	0	14
*Jesper Fast		11	0	0	0	2
*Brandon Mashinter		6	0	0	0	10
*Dylan McIlrath		2	0	0	0	7
Darroll Powe		1	0	0	0	0
Martin Biron		2	0	0	0	0
Cam Talbot		21	0	0	0	0

2014-15		GP	G	A	PTS	PIM
Rick Nash		79	42	27	69	36
Derick Brassard		80	19	41	60	34
Derek Stepan		68	16	39	55	22
Martin St. Louis		74	21	31	52	20
Keith Yandle	NYR	21	2	9	11	8
Total		84	6	46	52	40
Mats Zuccarello		78	15	34	49	45
Chris Kreider		80	21	25	46	88
*Kevin Hayes		79	17	28	45	22
Carl Hagelin		82	17	18	35	46
Ryan McDonagh		71	8	25	33	26
Dominic Moore		82	10	17	27	28
Kevin Klein		65	9	17	26	25
J.T. Miller		58	10	13	23	23
Dan Boyle		65	9	11	20	20
Marc Staal		80	5	15	20	42
Dan Girardi		82	4	16	20	22
Lee Stempniak		53	9	9	18	18
James Sheppard	NYR	14	2	0	2	9
Total		71	7	11	18	37
*Jesper Fast		58	6	8	14	8
Matt Hunwick		55	2	9	11	16
*Anthony Duclair		18	1	6	7	4
Tanner Glass		66	1	5	6	98
John Moore		38	1	5	6	19
Chris Summers	NYR	3	0	0	0	0
Total		20	0	3	3	8
Chris Mueller		7	1	1	2	0

2014-15 (CONT'D)		GP	G	A	PTS	PIM
Michael Kostka		7	0	1	1	0
Henrik Lundqvist		46	0	1	1	0
Ryan Malone		6	0	0	0	4
*Conor Allen		4	0	0	0	4
*Ryan Bourque		1	0	0	0	0
*Oscar Lindberg		1	0	0	0	0
*Dylan McIlrath		1	0	0	0	9
Cam Talbot		36	0	0	0	0
*Mackenzie Skapski		2	0	0	0	0

2015-16		GP	G	A	PTS	PIM
Mats Zuccarello		81	26	35	61	34
Derick Brassard		80	27	31	58	30
Derek Stepan		72	22	31	53	20
Keith Yandle		82	5	42	47	40
Chris Kreider		79	21	22	43	58
J.T. Miller		82	22	21	43	46
Eric Staal	NYR	20	3	3	6	2
Total		83	13	26	39	34
Kevin Hayes		79	14	22	36	30
Rick Nash		60	15	21	36	30
Ryan McDonagh		73	9	25	34	22
Jesper Fast		79	10	20	30	18
*Oscar Lindberg		68	13	15	28	43
Kevin Klein		69	9	17	26	19
Dan Boyle		74	10	14	24	30
Viktor Stalberg		75	9	11	20	22
Dan Girardi		74	2	15	17	20
Marc Staal		77	2	13	15	36
Dominic Moore		80	6	9	15	32
Tanner Glass		57	4	3	7	66
*Dylan McIlrath		34	2	2	4	64
Henrik Lundqvist		65	0	4	4	4
Emerson Etem		19	0	3	3	2
Jarret Stoll		29	1	2	3	20
Jayson Megna		6	1	1	2	2
*Marek Hrivik		5	0	1	1	0
Chris Summers		3	0	0	0	4
Daniel Paille		12	0	0	0	0
*Brady Skjei		7	0	0	0	4
Antti Raanta		25	0	0	0	0
*Magnus Hellberg		1	0	0	0	0

REGULAR SEASON GOALTENDING STATISTICS

YEAR	GOALTENDER	GP	W	L	T/OT	GA	GAA	SO
1926-27	Lorne Chabot	36	22	9	5	56	1.46	10
	Hal Winkler	8	3	4	1	16	1.87	2
1927-28	Lorne Chabot	44	19	16	9	79	1.74	11
1928-29	John Ross Roach	44	21	13	10	65	1.41	13
1929-30	John Ross Roach	44	17	17	10	143	3.10	1
1930-31	John Ross Roach	44	19	16	9	87	1.89	7
1931-32	John Ross Roach	48	23	17	8	112	2.23	9
1932-33	Andy Aitkenhead	48	23	17	8	107	2.16	3
1933-34	Andy Aitkenhead	48	21	19	8	113	2.27	7
1934-35	Dave Kerr	37	19	12	6	94	2.46	4
	Andy Aitkenhead	10	3	7	0	37	3.64	1
	Percy Jackson	1	0	1	0	8	8.00	0
1935-36	Dave Kerr	47	18	17	12	95	1.91	8
	Bert Gardiner	1	1	0	0	1	1.00	0
1936-37	Dave Kerr	48	19	20	9	106	2.11	4
1937-38	Dave Kerr	48	27	15	6	96	1.95	8
1938-39	Dave Kerr	48	26	16	6	105	2.12	6
1939-40	Dave Kerr	48	27	11	10	77	1.54	8
1940-41	Dave Kerr	48	21	19	8	125	2.49	2
1941-42	Jim Henry	48	29	17	2	143	2.90	1
1942-43	Jimmy Franks	23	5	14	4	103	4.48	0
	Bill Beveridge	17	4	10	3	89	5.24	1
	Steve Buzinski	9	2	6	1	55	5.89	0
	Lionel Bouvrette	1	0	1	0	6	6.00	0
1943-44	Ken McAuley*	50	6	39	5	310	6.24	0
1944-45	Ken McAuley	46	11	25	10	227	4.93	1
	Doug Stevenson	4	0	4	0	20	5.00	0
1945-46	Chuck Rayner	40	12	21	7	149	3.76	1
	Jim Henry	11	1	7	2	42	4.04	1
1946-47	Chuck Rayner	58	22	30	6	177	3.05	5
	Jim Henry	2	0	2	0	9	4.50	0
1947-48	Jim Henry	48	17	18	13	153	3.19	2
	Chuck Rayner	12	4	7	0	42	3.65	0
	Bob DeCourcy	1	0	1	0	6	12.41	0
1948-49	Chuck Rayner	58	16	31	11	168	2.90	7
	Emile Francis	2	2	0	0	4	2.00	0
1949-50	Chuck Rayner	69	28	30	11	181	2.62	6
	Emile Francis	1	0	1	0	8	8.00	0
1950-51	Chuck Rayner	66	19	28	19	187	2.85	2
	Emile Francis	5	1	1	2	14	3.23	0
1951-52	Chuck Rayner	53	18	25	10	159	3.00	2
	Emile Francis	14	4	7	3	42	3.00	0
	Lorne Anderson	3	1	2	0	18	6.00	0
1952-53	Lorne Worsley	50	13	29	8	153	3.06	2
	Chuck Rayner	20	4	8	8	58	2.90	1
1953-54	Johnny Bower	70	29	31	10	182	2.60	5
1954-55	Lorne Worsley	65	15	33	17	197	3.03	4
	Johnny Bower	5	2	2	1	13	2.6	0
1955-56	Lorne Worsley	70	32	28	10	198	2.83	4
1956-57	Lorne Worsley	68	26	28	14	216	3.18	3
	Johnny Bower	2	0	2	0	6	3.00	0
1957-58	Lorne Worsley	37	21	10	6	86	2.32	4
	Marcel Paille	33	11	15	7	102	3.09	1
1958-59	Lorne Worsley	67	26	30	11	198	2.97	2
	Marcel Paille	1	0	0	1	4	4.00	0
	Bruce Gamble	2	0	2	0	6	3.00	0
	Julian Klymkiw	1	0	0	0	2	6.32	0
1959-60	Lorne Worsley	39	7	23	8	135	3.52	0
	Marcel Paille	17	6	9	2	67	3.94	1
	Al Rollins	10	3	4	3	31	3.10	0
	Jack McCartan	4	1	1	2	7	1.75	0
	Joe Schaefer	1	0	1	0	5	7.69	0
1960-61	Lorne Worsley	59	20	29	8	190	3.28	1
	Marcel Paille	4	1	2	1	16	4.00	0
	Jack McCartan	8	1	6	1	35	4.77	1
	Joe Schaefer	1	0	1	0	3	3.83	0
1961-62	Lorne Worsley	60	22	27	9	172	2.92	2
	Marcel Paille	10	4	4	2	28	2.80	0
	Danny Olesевич	1	0	0	1	2	4.14	0
	Dave Dryden	1	0	1	0	3	4.50	0
1962-63	Lorne Worsley	67	22	34	10	217	3.27	2
	Marcel Paille	3	0	1	2	10	3.33	0
	Marcel Pelletier	2	0	1	0	3	4.50	0
1963-64	Jacques Plante	65	22	36	7	220	3.38	3
	Gilles Villemure	5	0	2	3	18	3.60	0
1964-65	Jacques Plante	33	10	17	5	109	3.37	2
	Marcel Paille	39	10	21	7	135	3.58	0
1965-66	Ed Giacomin	35	8	20	6	125	3.68	0
	Cesare Maniago	28	9	14	4	94	3.50	2
	Don Simmons	12	1	7	1	40	4.36	0

REGULAR SEASON GOALTENDING STATISTICS

YEAR	GOALTENDER	GP	W	L	T/OT	GA	GAA	SO
1966-67	Ed Giacomini	68	30	27	11	173	2.61	9
	Cesare Maniago	6	0	1	1	14	3.84	0
1967-68	Ed Giacomini	66	36	20	10	160	2.44	8
	Gilles Villemure	4	1	2	0	8	2.40	1
1968-69	Don Simmons	5	2	1	2	13	2.60	0
	Ed Giacomini	70	37	23	7	175	2.55	7
	Gilles Villemure	4	2	1	1	9	2.25	0
1969-70	Don Simmons	5	2	2	1	8	2.33	0
	Ed Giacomini	70	35	21	14	163	2.36	6
	Terry Sawchuk	8	3	1	2	20	2.91	1
1970-71	Ed Giacomini	45	27	10	7	95	2.16	8
	Gilles Villemure	34	22	8	4	78	2.30	4
1971-72	Gilles Villemure	37	24	7	4	74	2.09	3
	Ed Giacomini	44	24	10	9	115	2.70	1
1972-73	Ed Giacomini	43	26	11	6	125	2.91	4
	Gilles Villemure	34	20	12	2	78	2.29	3
1973-74	Peter McDuffe	1	1	0	0	1	1.00	0
	Ed Giacomini	56	30	15	10	168	3.07	5
	Gilles Villemure	21	7	7	3	62	3.53	0
	Peter McDuffe	6	3	2	1	18	3.18	0
1974-75	Ed Giacomini	37	13	12	8	120	3.48	1
	Gilles Villemure	45	22	14	6	130	3.16	2
	Dunc Wilson	3	1	2	0	13	4.33	0
1975-76	Curt Ridley	2	1	1	0	7	5.19	0
	John Davidson	56	22	28	5	212	3.97	3
	Dunc Wilson	20	5	9	3	76	4.22	0
	Doug Soetaert	8	2	2	0	24	5.27	0
1976-77	Ed Giacomini	4	0	3	1	19	4.75	0
	John Davidson	39	14	14	6	125	3.54	1
	Gilles Gratton	41	11	18	7	143	4.22	0
	Doug Soetaert	12	3	4	1	28	2.95	1
1977-78	Dave Tataryn	2	1	1	0	10	7.50	0
	John Davidson	34	14	13	4	98	3.18	1
	Wayne Thomas	41	12	20	7	141	3.60	4
	Hardy Astrom	4	2	2	0	14	3.50	0
1978-79	Doug Soetaert	6	2	2	2	20	3.33	0
	John Davidson	39	20	12	5	131	3.52	0
	Wayne Thomas	31	15	10	3	101	3.63	1
	Doug Soetaert	17	5	7	3	57	3.80	0
1979-80	John Davidson	41	20	15	4	122	3.17	2
	Steve Baker	27	9	8	6	79	3.41	1
	Wayne Thomas	12	4	7	0	44	3.95	0
	Doug Soetaert	8	5	2	0	33	4.55	0
1980-81	Doug Soetaert	39	16	16	7	152	3.93	0
	Steve Baker	21	10	6	5	73	3.48	2
	Wayne Thomas	10	3	6	1	34	3.40	0
	John Davidson	10	1	7	1	48	5.14	0
	Steve Weeks	1	0	1	0	2	2.00	0
1981-82	Steve Weeks	49	23	16	9	179	3.77	1
	Ed Mio	25	13	6	5	89	3.56	0
	John Davidson	1	1	0	0	1	1.00	0
	John Vanbiesbrouck	1	1	0	0	1	1.00	0
1982-83	Steve Baker	6	1	5	0	33	6.04	0
	Ed Mio	41	16	18	6	136	3.45	2
	John Davidson	2	1	1	0	5	2.50	0
	Steve Baker	3	0	1	0	5	2.94	0
	Glen Hanlon	21	9	10	1	67	3.43	0
1983-84	Steve Weeks	18	9	5	3	68	3.92	0
	Glen Hanlon	50	28	14	4	166	3.51	1
	Steve Weeks	26	10	11	2	90	3.97	0
	Ron Scott	9	2	3	3	29	3.59	0
	John Vanbiesbrouck	3	2	1	0	10	3.33	0
1984-85	Glen Hanlon	44	14	20	7	175	4.18	0
	John Vanbiesbrouck	42	12	24	3	166	4.22	1
1985-86	John Vanbiesbrouck	61	31	21	5	184	3.32	3
	Glen Hanlon	23	5	12	1	65	3.33	0
	Ron Scott	4	0	3	0	11	4.23	0
1986-87	Terry Kleisinger	4	0	2	0	14	4.40	0
	Bob Froese	28	14	11	0	92	3.74	0
	John Vanbiesbrouck	50	18	20	5	161	3.64	0
	Ron Scott	1	0	0	1	5	4.62	0
1987-88	Doug Soetaert	13	2	7	2	58	5.16	0
	John Vanbiesbrouck	56	27	22	7	187	3.38	2
	Bob Froese	25	8	11	3	85	3.53	0
1988-89	Ron Scott	2	1	1	0	6	4.00	0
	John Vanbiesbrouck	56	28	21	4	197	3.69	0
	Bob Froese	30	9	14	4	102	3.78	1
1989-90	Mike Richter	23	12	5	5	66	3.00	0
	Bob Froese	15	5	7	1	45	3.33	0
	John Vanbiesbrouck	47	19	19	7	154	3.38	1

REGULAR SEASON GOALTENDING STATISTICS

YEAR	GOALTENDER	GP	W	L	T/OT	GA	GAA	SO
1990-91	Mike Richter	45	21	13	7	135	3.12	0
	John Vanbiesbrouck	40	15	18	6	126	3.35	3
1991-92	John Vanbiesbrouck	45	27	13	3	120	2.85	2
	Mike Richter	41	23	12	2	119	3.11	3
1992-93	John Vanbiesbrouck	48	20	18	7	152	3.31	4
	Mike Richter	38	13	19	3	134	3.82	1
	Corey Hirsch	4	1	2	1	14	3.75	0
1993-94	Mike Richter	68	42	12	6	159	2.57	5
	Glenn Healy	29	10	12	2	69	3.03	2
1994-95	Glenn Healy	17	8	6	1	35	2.36	1
	Mike Richter	35	14	17	2	97	2.92	2
1995-96	Jamie Ram	1	0	0	0	0	0.00	0
	Mike Richter	41	24	13	3	107	2.68	3
	Glenn Healy	44	17	14	11	124	2.90	2
1996-97	Glenn Healy	23	5	12	4	59	2.61	1
	Mike Richter	61	33	22	6	161	2.68	4
1997-98	Dan Cloutier	12	4	5	1	23	2.50	0
	Mike Richter	72	21	31	15	184	2.66	0
	Jason Muzzatti	6	0	3	2	17	3.26	0
1998-99	Dan Cloutier	22	6	8	3	49	2.68	0
	Mike Richter	68	27	30	8	170	2.63	4
1999-00	Jean-Francois Labbe	1	0	1	0	3	3.00	0
	Milan Hnilicka	2	0	1	0	5	3.49	0
	Kirk McLean	22	7	8	4	58	2.89	0
	Mike Richter	61	22	31	8	173	2.87	0
2000-01	Jason LaBarbera	1	0	0	0	0	0.00	0
	Mike Richter	45	20	21	3	144	3.28	0
	Guy Hebert	13	5	7	1	42	3.43	0
	Kirk McLean	23	8	10	1	71	3.49	0
	Vitali Veremeyev	4	0	4	0	16	4.53	0
	Johan Holmqvist	2	0	2	0	10	5.04	0
2001-02	Johan Holmqvist	1	0	0	0	0	0.00	0
	Mike Richter	55	24	26	4	157	2.95	2
	Dan Blackburn	31	12	16	0	95	3.28	0
2002-03	Mike Richter	13	5	6	1	34	2.94	0
	Mike Dunham	43	19	17	5	94	2.29	5
	Johan Holmqvist	1	0	1	0	2	3.08	0
	Dan Blackburn	32	8	16	4	93	3.17	1
2003-04	Jussi Markkanen	26	8	12	1	53	2.56	2
	Jamie McLennan	4	1	3	0	12	2.95	0
	Steve Valiquette	2	1	1	0	6	3.00	0
	Mike Dunham	57	16	30	6	159	3.03	2
	Jason LaBarbera	4	1	2	0	16	4.85	0
2005-06	Chris Holt	1	0	0	0	0	0.00	0
	Henrik Lundqvist	53	30	12	9	116	2.24	2
	Kevin Weekes	32	14	14	3	91	2.95	0
2006-07	Henrik Lundqvist	70	37	22	8	160	2.34	5
	Kevin Weekes	14	4	6	2	43	3.39	0
	Steve Valiquette	3	1	2	0	6	3.13	0
2007-08	Henrik Lundqvist	72	37	24	10	160	2.23	10
	Steve Valiquette	13	5	3	3	25	2.19	2
2008-09	Henrik Lundqvist	70	38	25	7	168	2.43	3
	Steve Valiquette	15	5	5	2	39	2.84	1
2009-10	Henrik Lundqvist	73	35	27	10	167	2.38	4
	Steve Valiquette	6	2	3	0	19	3.74	1
	Chad Johnson	5	1	2	1	11	2.35	0
	Alex Auld	3	0	1	0	5	2.52	0
	Matt Zaba	1	0	0	0	52	3.53	0
2010-11	Henrik Lundqvist	68	36	27	5	152	2.28	11
	Martin Biron	17	8	6	0	33	2.13	0
	Chad Johnson	1	0	0	0	2	6.00	0
2011-12	Henrik Lundqvist	62	39	18	5	123	1.97	8
	Martin Biron	21	12	6	2	50	2.46	2
2012-13	Henrik Lundqvist	43	24	16	3	88	2.05	2
	Martin Biron	6	2	2	1	13	2.32	0
2013-14	Henrik Lundqvist	63	33	24	5	144	2.36	5
	Cam Talbot	21	12	6	1	33	1.64	3
	Martin Biron	2	0	1	0	9	7.61	0
2014-15	Henrik Lundqvist	46	30	13	3	103	2.25	5
	Cam Talbot	36	21	9	4	77	2.21	5
	Mackenzie Skapski	2	2	0	0	1	0.50	1
2015-16	Henrik Lundqvist	65	35	21	7	156	2.48	4
	Antti Raanta	25	11	6	2	43	2.24	1
	Magnus Hellberg	1	0	0	0	2	6.00	0

*Harry Lumley, spare Detroit goaltender, substituted for McAuley in one period of one game when McAuley was injured. Lumley didn't allow a goal.

ALL-TIME REGULAR SEASON COACHING RESULTS

COACH	SEASONS	GC	W	L	T/OT	PCT.
Lester Patrick	(1926-27 - 1938-39)	604	281	216	107	.554
Frank Boucher	(1939-40 - 12/21/48)	486	166	243	77	.412
Lynn Patrick	(12/21/48 - 1949-50)	107	40	51	16	.449
Neil Colville	(1950-51 - 12/6/51)	93	26	41	26	.419
Bill Cook	(12/6/51 - 1952-53)	117	34	59	24	.393
Frank Boucher	(1953-54 - 1/6/54)	39	13	20	6	.410
Muzz Patrick	(1/6/54 - 1954-55)	105	35	47	23	.443
Phil Watson	(1955-56 - 11/12/59)	294	118	124	52	.490
Alf Pike	(11/18/59 - 1960-61)	123	36	66	21	.378
Doug Harvey	(5/30/61 - 1961-62)	70	26	32	12	.457
Muzz Patrick	(9/7/62 - 12/28/62)	34	11	19	4	.382
Red Sullivan	(12/28/62 - 12/5/65)	196	58	103	35	.385
Emile Francis	(12/5/65 - 6/4/68)	193	81	82	30	.497
Bernie Geoffrion	(6/4/68 - 1/17/69)	43	22	18	3	.547
Emile Francis	(1/17/69 - 6/4/73)	344	202	88	54	.666
Larry Popein	(6/4/73 - 1/11/74)	41	18	14	9	.549
Emile Francis	(1/11/74 - 5/19/75)	117	59	39	19	.585
Ron Stewart	(5/19/75 - 1/7/76)	39	15	20	4	.436
John Ferguson	(1/7/76 - 8/22/77)	121	43	59	19	.434
Jean-Guy Talbot	(8/22/77 - 6/2/78)	80	30	37	13	.456
Fred Shero	(6/2/78 - 11/22/80)	180	82	74	24	.522
Craig Patrick	(11/22/80 - 6/4/81)	60	26	23	11	.525
Herb Brooks	(6/4/81 - 1/21/85)	285	131	113	41	.532
Craig Patrick	(1/21/85 - 6/19/85)	35	11	22	2	.343
Ted Sator	(6/19/85 - 11/21/86)	99	41	48	10	.465
* Phil Esposito	(1986 - 87)	43	24	19	0	.558
* Tom Webster	(1986 - 87)	16	5	7	4	.474
* Wayne Cashman/Ed Giacomin	(1986 - 87)	2	0	2	0	.000
Michel Bergeron	(6/18/87 - 4/1/89)	158	73	67	18	.519
Phil Esposito	(4/1/89 - 5/24/89)	2	0	2	0	.000
Roger Neilson	(8/15/89 - 1/4/93)	280	141	104	35	.566
Ron Smith	(1/4/93 - 4/16/93)	44	15	22	7	.421
Mike Keenan	(4/17/93 - 7/24/94)	84	52	24	8	.667
Colin Campbell	(8/10/94 - 2/18/98)	269	118	108	43	.519
*** John Muckler	(2/19/98 - 3/28/00)	185	70	91	24	.443
** John Tortorella	(3/28/00 - 4/9/00)	4	0	3	1	.125
*** Ron Low	(7/12/00 - 4/15/02)	164	69	86	9	.463
*** Bryan Trottier	(6/6/02 - 1/26/03)	54	21	27	6	.444
*** Glen Sather	(1/30/03 - 2/25/04)	90	33	46	11	.428
*** Tom Renney	(2/25/04 - 2/23/09)	327	164	121	42	.566
*** John Tortorella	(2/23/09 - 5/29/13)	319	171	118	30	.583
*** Alain Vigneault	(6/21/13 - present)	246	144	80	22	.630

* Due to illness to Tom Webster, head coaching situation changed several times during season.

** John Tortorella served as interim coach for the remainder of the 1999-00 season, replacing John Muckler.

*** From 1999-00 through 2003-04, coaches were charged with a loss if their team lost in overtime, even though the team was not credited with a loss.

Beginning in 2005-06, coaches were no longer charged with a loss if the team lost in overtime or a shootout, instead receiving a mark in the "OT" column. For career records, this statistic is incorporated in the third column, in addition to career ties.

ALL-TIME RESULTS GAME-BY-GAME

1926-27				
GAME	DATE	OPPONENT	SCORE	RESULT
1	11-16	@ MTLM	1-0	W
2	11-20	@ TOR	5-1	W
3	11-25	@ PIT	0-2	L
4	11-27	@ MTL	2-0	W
5	11-30	CHI	4-3*	W
6	12-4	@ DET	0-1	L
7	12-7	@ BOS	1-0	W
8	12-12	BOS	2-1*	W
9	12-15	@ CHI	2-6	L
10	12-19	DET	1-1	T
11	12-21	PIT	1-0	W
12	12-23	@ OTT	0-1	L
13	12-26	@ NYA	2-5	L
14	12-28	OTT	2-3*	L
15	1-1	@ CHI	4-0	W

1926-27 (CONT'D)				
GAME	DATE	OPPONENT	SCORE	RESULT
16	1-6	MTL	1-0	W
17	1-9	DET	4-1	W
18	1-11	@ MTLM	3-2	W
19	1-13	TOR	1-1	T
20	1-16	CHI	5-4	W
21	1-18	@ BOS	3-7	L
22	1-20	BOS	2-2	T
23	1-23	NYA	2-0	W
24	1-27	@ MTL	3-2	W
25	1-29	@ DET	2-0	W
26	2-1	MTL	0-1*	L
27	2-6	PIT	2-1	W
28	2-10	@ TOR	3-2	W
29	2-12	@ PIT	3-2*	W
30	2-15	@ OTT	2-2	T

1926-27 (CONT'D)				
GAME	DATE	OPPONENT	SCORE	RESULT
31	2-17	MTLM	1-4	L
32	2-20	BOS	3-1	W
33	2-22	TOR	2-3*	L
34	2-24	OTT	0-1*	L
35	2-27	@ NYA	4-1	W
36	3-1	@ CHI	0-3	L
37	3-5	@ MTLM	0-0	T
38	3-13	DET	2-2	T
39	3-15	@ PIT	5-0	W
40	3-17	@ DET	2-0	W
41	3-20	NYA	2-1	W
42	3-22	PIT	4-1	W
43	3-25	CHI	4-0	W
44	3-26	@ BOS	3-4*	L

1927-28				
GAME	DATE	OPPONENT	SCORE	RESULT
1	11-15	@ TOR	4-2	W
2	11-17	OTT	3-2	W
3	11-20	@ NYA	2-1	W
4	11-22	MTLM	3-4	L
5	11-27	BOS	1-1	T
6	11-29	@ OTT	2-1	W
7	12-1	@ MTLM	1-1	T
8	12-3	@ CHI	2-4	L
9	12-4	@ DET	3-1	W
10	12-6	@ PIT	2-2	T
11	12-11	MTL	0-2	L
12	12-13	@ BOS	3-2	W
13	12-15	DET	1-2	L
14	12-20	PIT	2-0	W
15	12-25	CHI	2-0	W

1927-28 (CONT'D)				
GAME	DATE	OPPONENT	SCORE	RESULT
16	12-27	@ BOS	0-2	L
17	12-29	NYA	3-3	T
18	12-31	@ MTL	0-1	L
19	1-3	DET	2-4	L
20	1-8	CHI	5-0	W
21	1-12	BOS	2-2	T
22	1-14	@ TOR	1-6	L
23	1-15	@ DET	2-1	W
24	1-17	TOR	1-2	L
25	1-22	PIT	4-1	W
26	1-26	DET	3-0	W
27	1-29	@ NYA	7-0	W
28	1-31	MTLM	3-1	W
29	2-4	@ PIT	2-4	L
30	2-7	OTT	0-0	T

1927-28 (CONT'D)				
GAME	DATE	OPPONENT	SCORE	RESULT
31	2-8	@ OTT	0-0	T
32	2-12	CHI	0-3	L
33	2-19	BOS	0-2	L
34	2-23	PIT	3-0	W
35	2-25	@ CHI	1-0	W
36	2-26	@ DET	0-0	T
37	2-28	TOR	1-0	W
38	3-6	@ MTLM	1-3	L
39	3-8	@ MTL	3-4	L
40	3-10	@ BOS	3-3	T
41	3-13	MTL	1-4	L
42	3-18	NYA	7-3	W
43	3-21	@ CHI	6-1	W
44	3-24	@ PIT	2-4	L

1928-29				
GAME	DATE	OPPONENT	SCORE	RESULT
1	11-15	@ DET	2-0	W
2	11-18	@ NYA	1-1	T
3	11-20	MTLM	0-1	L
4	11-22	@ CHI	2-1	W
5	11-25	PIT	2-0	W
6	11-29	CHI	2-1*	W
7	12-1	@ MTLM	0-3	L
8	12-4	@ BOS	0-2	L
9	12-6	@ PIT	0-0	T
10	12-9	@ DET	2-2	T
11	12-11	TOR	3-2	W
12	12-13	@ TOR	3-2*	W
13	12-16	DET	3-0	W
14	12-20	OTT	1-0	W
15	12-25	NYA	0-1	L

1928-29 (CONT'D)				
GAME	DATE	OPPONENT	SCORE	RESULT
16	12-30	BOS	2-0	W
17	1-1	@ TOR	3-2	W
18	1-3	PIT	2-2	T
19	1-6	@ NYA	0-0	T
20	1-10	@ OTT	9-3	W
21	1-13	DET	1-0	W
22	1-15	@ BOS	1-4	L
23	1-17	CHI	1-0	W
24	1-19	@ MTL	0-0	T
25	1-22	TOR	1-0	W
26	1-24	@ PIT	3-1	W
27	1-27	BOS	1-2	L
28	1-28	MTL	0-1	L
29	1-31	NYA	2-1	W
30	2-2	@ CHI	3-2	W

1928-29 (CONT'D)				
GAME	DATE	OPPONENT	SCORE	RESULT
31	2-5	MTLM	1-1	T
32	2-7	@ OTT	1-2	L
33	2-10	MTL	3-3	T
34	2-14	@ TOR	1-3	L
35	2-17	PIT	2-1	W
36	2-21	DET	0-1	L
37	2-23	@ MTLM	1-9	L
38	2-26	OTT	2-0	W
39	2-28	@ CHI	0-0	T
40	3-3	@ DET	3-2	W
41	3-5	@ BOS	1-2	L
42	3-10	BOS	2-3	L
43	3-14	CHI	1-1	T
44	3-17	@ PIT	4-3	W

1929-30				
GAME	DATE	OPPONENT	SCORE	RESULT
1	11-14	@ MTLM	2-1	W
2	11-17	DET	5-5	T
3	11-19	@ BOS	2-3	L
4	11-21	MTLM	2-1	W
5	11-23	@ PIT	5-3	W
6	11-26	TOR	3-4	L
7	11-28	@ CHI	3-2	W
8	12-1	@ DET	3-4	L
9	12-8	PIT	5-1	W
10	12-12	MTL	8-3	W
11	12-14	@ TOR	6-7*	L
12	12-17	NYA	6-2	W
13	12-19	@ MTL	2-7	L
14	12-22	CHI	3-1	W
15	12-26	BOS	2-4	L

1929-30 (CONT'D)				
GAME	DATE	OPPONENT	SCORE	RESULT
16	12-28	@ OTT	3-1	W
17	12-31	OTT	1-1	T
18	1-2	@ NYA	1-7	L
19	1-5	PIT	8-3	W
20	1-7	@ BOS	0-3	L
21	1-9	MTLM	4-5	L
22	1-12	@ CHI	1-2	L
23	1-14	DET	3-0	W
24	1-18	@ PIT	6-5	W
25	1-19	CHI	4-1	W
26	1-23	OTT	6-3	W
27	1-26	@ DET	3-7	L
28	1-28	NYA	4-3*	W
29	2-2	BOS	3-3	T
30	2-4	@ NYA	3-5	L

1929-30 (CONT'D)				
GAME	DATE	OPPONENT	SCORE	RESULT
31	2-6	DET	1-1	T
32	2-8	@ OTT	2-2	T
33	2-11	@ MTLM	2-5	L
34	2-13	PIT	4-1	W
35	2-18	TOR	1-5	L
36	2-23	BOS	2-3	L
37	2-27	CHI	1-1	T
38	3-1	@ TOR	3-3	T
39	3-2	@ DET	2-2	T
40	3-4	@ CHI	2-2	T
41	3-8	@ MTL	0-6	L
42	3-11	MTL	3-3	T
43	3-16	@ PIT	4-3*	W
44	3-18	@ BOS	2-9	L

ALL-TIME RESULTS GAME-BY-GAME

1930-31				
GAME	DATE	OPPONENT	SCORE	RESULT
1	11-11	@ PHI	3-0	W
2	11-13	@ DET	0-1	L
3	11-16	@ CHI	1-1	T
4	11-18	NYA	0-0	T
5	11-23	PHI	5-2	W
6	11-25	@ MTLM	2-5	L
7	11-27	CHI	0-4	L
8	11-29	@ PHI	6-3	W
9	12-4	@ MTL	4-5	L
10	12-6	@ TOR	2-4	L
11	12-9	OTT	3-2	W
12	12-14	DET	3-0	W
13	12-18	BOS	2-4	L
14	12-20	@ BOS	2-2	T
15	12-23	MTL	5-1	W

1930-31 (CONT'D)				
GAME	DATE	OPPONENT	SCORE	RESULT
16	12-25	@ OTT	4-1	W
17	12-28	PHI	4-2	W
18	12-30	@ NYA	2-2	T
19	1-1	BOS	3-4*	L
20	1-6	MTLM	5-1	W
21	1-8	@ DET	1-0	W
22	1-11	CHI	0-2	L
23	1-13	@ BOS	2-2	T
24	1-15	TOR	1-1	T
25	1-18	@ CHI	1-2	L
26	1-20	MTL	2-3*	L
27	1-25	DET	0-1	L
28	1-29	BOS	3-4	L
29	1-31	@ MTLM	2-2	T
30	2-3	MTLM	3-0	W

1930-31 (CONT'D)				
GAME	DATE	OPPONENT	SCORE	RESULT
31	2-5	@ NYA	2-0	W
32	2-8	CHI	2-3	L
33	2-10	@ PHI	3-1	W
34	2-12	@ DET	1-1	T
35	2-15	@ CHI	2-1	W
36	2-17	OTT	4-5	L
37	2-22	PHI	6-1	W
38	2-26	TOR	4-1	W
39	3-3	@ BOS	1-4	L
40	3-5	@ MTL	2-1	W
41	3-7	@ TOR	2-5	L
42	3-10	DET	3-2	W
43	3-15	NYA	0-0	T
44	3-17	@ OTT	3-1	W

1931-32				
GAME	DATE	OPPONENT	SCORE	RESULT
1	11-12	@ MTL	4-1	W
2	11-15	DET	1-2	L
3	11-17	@ NYA	3-0	W
4	11-19	BOS	2-1	W
5	11-21	@ TOR	5-3	W
6	11-24	CHI	1-1	T
7	11-29	@ CHI	5-0	W
8	12-3	@ DET	1-1	T
9	12-8	TOR	2-4	L
10	12-10	@ MTLM	3-2	W
11	12-13	NYA	2-1	W
12	12-15	@ BOS	2-2	T
13	12-17	MTLM	5-4*	W
14	12-19	@ MTL	2-2	T
15	12-22	MTL	6-2	W
16	12-25	@ NYA	6-0	W

1931-32 (CONT'D)				
GAME	DATE	OPPONENT	SCORE	RESULT
17	12-27	CHI	3-1	W
18	1-1	DET	3-0	W
19	1-3	@ CHI	1-1	T
20	1-5	@ MTLM	2-0	W
21	1-7	@ MTLM	3-4	L
22	1-10	TOR	2-0	W
23	1-12	@ BOS	5-3*	W
24	1-14	BOS	3-1	W
25	1-17	@ DET	2-4	L
26	1-19	MTL	3-5	L
27	1-24	DET	4-3*	W
28	1-28	BOS	1-4	L
29	1-30	@ TOR	3-6*	L
30	1-31	@ CHI	3-0	W
31	2-2	MTL	1-4	L
32	2-7	CHI	1-0	W

1931-32 (CONT'D)				
GAME	DATE	OPPONENT	SCORE	RESULT
33	2-9	@ BOS	1-2	L
34	2-13	@ MTL	1-3	L
35	2-16	DET	2-2	T
36	2-18	@ TOR	3-5	L
37	2-21	NYA	2-3	L
38	2-23	@ BOS	2-0*	W
39	2-25	BOS	3-3	T
40	3-3	@ DET	2-1	W
41	3-6	@ CHI	3-4*	L
42	3-8	CHI	6-1	W
43	3-10	@ NYA	1-5	L
44	3-13	MTLM	4-4	T
45	3-15	@ MTLM	3-4	L
46	3-17	TOR	3-6	L
47	3-20	NYA	4-2	W
48	3-22	@ DET	4-5	L

1932-33				
GAME	DATE	OPPONENT	SCORE	RESULT
1	11-10	@ MTLM	4-2	W
2	11-12	@ TOR	2-4	L
3	11-20	TOR	7-0	W
4	11-24	CHI	1-1	T
5	11-29	@ BOS	6-4	W
6	12-1	@ DET	4-2	W
7	12-4	@ CHI	3-4	L
8	12-6	MTL	5-3	W
9	12-8	@ NYA	3-1	W
10	12-11	BOS	3-1*	W
11	12-13	@ MTL	1-1	T
12	12-15	NYA	3-2	W
13	12-17	@ OTT	2-2	T
14	12-20	DET	1-4	L
15	12-25	MTLM	2-0	W
16	12-29	OTT	4-2	W

1932-33 (CONT'D)				
GAME	DATE	OPPONENT	SCORE	RESULT
17	12-31	@ MTLM	2-4	L
18	1-3	TOR	4-2	W
19	1-8	NYA	2-2	T
20	1-10	@ TOR	2-3	L
21	1-12	BOS	3-1	W
22	1-15	@ CHI	5-0	W
23	1-17	@ DET	0-2	L
24	1-19	MTL	2-1	W
25	1-22	MTLM	0-5	L
26	1-24	@ NYA	3-2	W
27	1-26	CHI	1-3	L
28	1-28	@ OTT	9-2	W
29	1-31	DET	1-2	L
30	2-2	@ MTLM	2-2	T
31	2-5	NYA	4-1	W
32	2-7	@ BOS	1-2	L

1932-33 (CONT'D)				
GAME	DATE	OPPONENT	SCORE	RESULT
33	2-9	OTT	3-3	T
34	2-11	@ TOR	1-2	L
35	2-14	@ OTT	3-1	W
36	2-16	TOR	2-5	L
37	2-18	@ MTL	3-1	W
38	2-21	CHI	2-2	T
39	2-23	@ DET	0-3	L
40	2-26	@ CHI	4-1	W
41	3-5	BOS	1-2	L
42	3-9	DET	3-2	W
43	3-12	@ NYA	8-2	W
44	3-14	OTT	3-3	T
45	3-16	@ MTL	1-2	L
46	3-19	MTLM	3-6	L
47	3-21	@ BOS	2-3	L
48	3-23	MTL	4-2	W

1933-34				
GAME	DATE	OPPONENT	SCORE	RESULT
1	11-11	@ TOR	3-4	L
2	11-12	@ CHI	0-1	L
3	11-16	DET	2-1	W
4	11-19	@ DET	1-4	L
5	11-21	TOR	1-1	T
6	11-25	@ MTLM	0-1	L
7	12-2	@ BOS	3-0	W
8	12-3	CHI	1-0*	W
9	12-7	MTL	0-0	T
10	12-9	@ MTL	4-2	W
11	12-12	NYA	0-3	L
12	12-14	@ OTT	4-3	W
13	12-17	BOS	2-2	T
14	12-21	OTT	0-0	T
15	12-24	@ NYA	3-1	W
16	12-25	MTLM	3-0	W

1933-34 (CONT'D)				
GAME	DATE	OPPONENT	SCORE	RESULT
17	12-28	TOR	2-2	T
18	12-31	NYA	1-3	L
19	1-2	MTL	3-2	W
20	1-4	@ DET	1-3	L
21	1-7	@ CHI	1-1	T
22	1-9	DET	2-1	W
23	1-11	@ OTT	5-3	W
24	1-14	MTLM	3-1	W
25	1-16	@ NYA	1-2	L
26	1-18	CHI	5-0	W
27	1-20	@ MTL	4-5	L
28	1-23	OTT	5-2	W
29	1-25	@ OTT	6-3	W
30	1-28	BOS	4-2	W
31	1-30	@ BOS	1-2	L
32	2-1	TOR	5-5	T

1933-34 (CONT'D)				
GAME	DATE	OPPONENT	SCORE	RESULT
33	2-3	@ MTLM	4-2	W
34	2-6	MTL	3-0	W
35	2-11	NYA	3-4	L
36	2-13	@ BOS	6-4	W
37	2-15	@ MTL	2-5	L
38	2-18	CHI	1-2	L
39	2-22	DET	3-1	W
40	2-24	@ TOR	3-8	L
41	2-27	@ DET	1-5	L
42	3-1	@ CHI	3-1	W
43	3-6	OTT	4-5*	L
44	3-8	@ MTL	2-2	T
45	3-11	MTLM	3-7*	L
46	3-13	@ NYA	2-1	W
47	3-15	BOS	2-3	L
48	3-17	@ TOR	2-3	L

ALL-TIME RESULTS GAME-BY-GAME

1934-35				
GAME	DATE	OPPONENT	SCORE	RESULT
1	11-10	@ STL	2-4	L
2	11-15	@ DET	2-8	L
3	11-18	STL	5-0	W
4	11-22	DET	4-3*	W
5	11-25	@ NYA	1-3	L
6	11-27	MTL	2-3	L
7	12-1	MTLM	2-5	L
8	12-4	@ MTL	3-5	L
9	12-8	@ TOR	5-2	W
10	12-9	@ CHI	0-4	L
11	12-11	TOR	4-8	L
12	12-16	BOS	2-1	W
13	12-18	@ BOS	3-5	L
14	12-20	CHI	1-4	L
15	12-22	@ MTLM	2-1	W
16	12-25	NYA	3-1	W

1934-35 (CONT'D)				
GAME	DATE	OPPONENT	SCORE	RESULT
17	12-30	BOS	0-0	T
18	1-1	@ BOS	2-5	L
19	1-3	DET	3-2	W
20	1-8	MTLM	1-1	T
21	1-12	@ NYA	3-1	W
22	1-13	STL	3-2	W
23	1-15	NYA	1-1	T
24	1-20	MTL	7-1	W
25	1-22	@ MTL	7-0	W
26	1-24	CHI	3-3	T
27	1-27	@ NYA	4-2	W
28	1-29	TOR	7-5	W
29	1-31	@ TOR	3-2	W
30	2-3	DET	5-3	W
31	2-5	@ MTLM	5-4	W
32	2-7	NYA	4-6	L

1934-35 (CONT'D)				
GAME	DATE	OPPONENT	SCORE	RESULT
33	2-10	@ CHI	2-1	W
34	2-12	@ STL	5-1	W
35	2-14	TOR	3-0	W
36	2-16	@ TOR	1-5	L
37	2-17	@ DET	5-3*	W
38	2-19	STL	2-1	W
39	2-24	BOS	0-0	T
40	2-26	@ MTLM	1-3	L
41	2-28	MTLM	2-5	L
42	3-5	@ BOS	1-3	L
43	3-7	@ DET	1-6	L
44	3-9	@ STL	5-1	W
45	3-10	@ CHI	1-1	T
46	3-12	MTL	3-4	L
47	3-14	@ MTL	4-5	L
48	3-17	CHI	2-5	L

1935-36				
GAME	DATE	OPPONENT	SCORE	RESULT
1	11-10	@ DET	1-1	T
2	11-12	@ MTL	2-1*	W
3	11-14	TOR	0-1	L
4	11-16	@ TOR	2-3	L
5	11-17	@ CHI	0-3	L
6	11-19	DET	2-2	T
7	11-24	BOS	1-0	W
8	11-25	@ NYA	1-0	W
9	11-28	CHI	2-1	W
10	12-1	@ BOS	0-2	L
11	12-8	MTLM	3-3	T
12	12-12	NYA	5-2*	W
13	12-14	@ MTLM	6-2	W
14	12-15	@ DET	2-4	L
15	12-17	MTL	1-1	T
16	12-22	BOS	3-1	W

1935-36 (CONT'D)				
GAME	DATE	OPPONENT	SCORE	RESULT
17	12-25	@ BOS	3-2	W
18	12-28	@ TOR	3-9	L
19	12-29	@ CHI	1-3	L
20	12-31	MTLM	1-0	W
21	1-2	@ NYA	3-6	L
22	1-5	@ NYA	0-0	T
23	1-7	DET	1-2	L
24	1-12	BOS	3-6	L
25	1-14	@ MTLM	1-1	W
26	1-16	TOR	2-0	W
27	1-18	@ MTL	1-3	L
28	1-21	CHI	0-1	L
29	1-23	@ DET	2-4	L
30	1-26	@ CHI	1-2	L
31	1-28	MTL	3-2*	W
32	2-2	MTLM	4-2	W

1935-36 (CONT'D)				
GAME	DATE	OPPONENT	SCORE	RESULT
33	2-4	DET	4-4	T
34	2-9	BOS	2-0	W
35	2-11	@ MTL	1-1	T
36	2-16	MTL	1-1	T
37	2-20	CHI	1-1	T
38	2-23	@ BOS	4-3	W
39	2-25	@ TOR	2-2	T
40	2-27	@ DET	2-4	L
41	3-1	@ CHI	1-2	L
42	3-3	TOR	0-0	T
43	3-8	NYA	0-1	L
44	3-10	@ MTLM	0-0	T
45	3-12	DET	4-3*	W
46	3-15	@ NYA	2-1	W
47	3-17	CHI	4-2	W
48	3-22	@ BOS	3-1	W

1936-37				
GAME	DATE	OPPONENT	SCORE	RESULT
1	11-8	@ DET	2-5	L
2	11-10	@ MTLM	4-1	W
3	11-15	NYA	1-2	L
4	11-17	@ BOS	6-1	W
5	11-19	DET	1-0	W
6	11-21	@ MTL	1-3*	L
7	11-24	TOR	5-1	W
8	11-26	@ NYA	3-1	W
9	11-28	BOS	2-2	T
10	12-3	@ DET	0-2	L
11	12-6	@ CHI	2-1	W
12	12-8	CHI	0-0	T
13	12-12	@ TOR	5-3*	W
14	12-15	MTLM	2-2	T
15	12-19	@ MTL	2-4*	L
16	12-20	MTL	5-3*	W

1936-37 (CONT'D)				
GAME	DATE	OPPONENT	SCORE	RESULT
17	12-27	CHI	1-0	W
18	12-29	@ NYA	5-1	W
19	12-31	BOS	2-2	T
20	1-3	@ BOS	2-3	L
21	1-5	NYA	7-1	W
22	1-9	@ MTLM	3-2	W
23	1-10	MTLM	2-5	L
24	1-14	DET	0-2	L
25	1-19	MTL	1-1	T
26	1-21	@ CHI	0-2	L
27	1-23	@ TOR	0-4	L
28	1-24	TOR	4-2	W
29	1-26	@ BOS	3-0	W
30	1-28	BOS	1-1	T
31	2-2	DET	4-4	T
32	2-4	@ DET	2-2	T

1936-37 (CONT'D)				
GAME	DATE	OPPONENT	SCORE	RESULT
33	2-6	@ MTLM	2-4	L
34	2-7	MTLM	1-1	T
35	2-9	@ TOR	5-1	W
36	2-11	@ CHI	2-5	L
37	2-14	NYA	4-5	L
38	2-16	@ BOS	2-3	L
39	2-18	CHI	2-1*	W
40	2-23	TOR	2-1	W
41	2-28	@ CHI	3-4	L
42	3-4	@ DET	1-2	L
43	3-7	BOS	0-1	L
44	3-9	@ NYA	8-7*	W
45	3-11	DET	2-4	L
46	3-13	@ MTL	0-1	L
47	3-16	CHI	3-4	L
48	3-21	MTL	3-1	W

1937-38				
GAME	DATE	OPPONENT	SCORE	RESULT
1	11-7	@ DET	3-0	W
2	11-11	CHI	1-3	L
3	11-14	@ BOS	2-3	L
4	11-16	NYA	1-0	W
5	11-20	@ MTLM	3-0	W
6	11-21	MTLM	3-3	T
7	11-25	TOR	1-3	L
8	11-27	@ MTL	1-2	L
9	12-2	@ CHI	1-2	L
10	12-5	BOS	4-0	W
11	12-11	@ TOR	6-3	W
12	12-12	@ DET	5-2	W
13	12-14	DET	3-1	W
14	12-16	@ NYA	2-0	W
15	12-19	MTL	2-2	T
16	12-23	@ MTLM	4-0	W

1937-38 (CONT'D)				
GAME	DATE	OPPONENT	SCORE	RESULT
17	12-26	CHI	1-3	L
18	12-28	@ BOS	2-3	L
19	12-31	BOS	5-3	W
20	1-4	NYA	5-5	T
21	1-6	@ CHI	4-1	W
22	1-8	@ TOR	2-3	L
23	1-9	DET	4-1	W
24	1-13	DET	3-3	T
25	1-16	@ NYA	4-0	W
26	1-18	MTL	3-1*	W
27	1-23	MTLM	8-2	W
28	1-25	@ BOS	3-2	W
29	1-27	@ MTL	2-4	L
30	1-30	@ CHI	2-2	T
31	2-1	CHI	6-1	W
32	2-6	TOR	2-1	W

1937-38 (CONT'D)				
GAME	DATE	OPPONENT	SCORE	RESULT
33	2-10	@ DET	4-0	W
34	2-12	@ MTLM	5-3	W
35	2-13	MTLM	4-1	W
36	2-17	BOS	2-3*	L
37	2-20	@ BOS	2-3*	L
38	2-22	MTL	1-2	L
39	2-24	CHI	6-3	W
40	2-26	@ TOR	4-2	W
41	2-27	@ CHI	4-1	W
42	3-3	DET	4-3	W
43	3-6	@ NYA	1-3	L
44	3-8	TOR	4-3	W
45	3-13	BOS	1-2	L
46	3-17	NYA	5-3	W
47	3-19	@ MTL	1-1	T
48	3-20	@ DET	3-4	L

*Overtime

ALL-TIME RESULTS GAME-BY-GAME

1938-39

GAME	DATE	OPPONENT	SCORE	RESULT
1	11-13	@ DET	4-3	W
2	11-15	DET	2-0	W
3	11-17	@ CHI	1-0	W
4	11-20	MTL	2-1	W
5	11-22	@ BOS	2-4	L
6	11-24	TOR	6-2	W
7	11-27	CHI	0-1	L
8	12-4	@ NYA	6-1	W
9	12-8	@ MTL	6-5	W
10	12-11	BOS	0-3	L
11	12-15	NYA	1-1	T
12	12-17	@ TOR	3-2	W
13	12-18	@ CHI	0-5	L
14	12-20	DET	6-2	W
15	12-22	@ MTL	5-2	W
16	12-25	@ BOS	1-0	W

1938-39 (CONT'D)

GAME	DATE	OPPONENT	SCORE	RESULT
17	12-28	TOR	0-2	L
18	12-31	BOS	2-1*	W
19	1-2	DET	3-0	W
20	1-5	@ MTL	2-2	T
21	1-8	NYA	5-2	W
22	1-10	@ NYA	0-1*	L
23	1-12	CHI	6-0	W
24	1-15	@ CHI	1-1	T
25	1-19	@ DET	3-4	L
26	1-22	MTL	7-3	W
27	1-26	NYA	0-1	L
28	1-31	CHI	3-2	W
29	2-2	@ NYA	7-0	W
30	2-4	@ TOR	4-2	W
31	2-5	TOR	5-5	T
32	2-9	BOS	2-4	L

1938-39 (CONT'D)

GAME	DATE	OPPONENT	SCORE	RESULT
33	2-12	@ BOS	3-2	W
34	2-16	NYA	2-1	W
35	2-18	@ TOR	1-2	L
36	2-21	DET	7-3	W
37	2-23	@ DET	4-2	W
38	2-25	@ MTL	1-1	T
39	2-26	MTL	0-3	L
40	3-2	CHI	1-3	L
41	3-5	@ BOS	3-5*	L
42	3-7	MTL	2-2	T
43	3-9	@ CHI	8-3	W
44	3-12	BOS	2-4	L
45	3-14	@ DET	2-3	L
46	3-16	@ NYA	11-5	W
47	3-18	@ TOR	1-2	L
48	3-19	TOR	6-2	W

1939-40

GAME	DATE	OPPONENT	SCORE	RESULT
1	11-5	@ DET	1-1	T
2	11-11	@ TOR	1-1	T
3	11-12	TOR	0-1	L
4	11-16	CHI	2-3	L
5	11-18	@ NYA	3-1	W
6	11-19	MTL	1-2*	L
7	11-23	@ MTL	1-1	T
8	11-26	@ BOS	2-2	T
9	11-28	DET	4-1	W
10	11-30	@ CHI	7-2	W
11	12-2	NYA	1-1	T
12	12-10	BOS	3-2	W
13	12-14	DET	2-2	T
14	12-16	@ MTL	4-2	W
15	12-17	@ DET	0-0	T
16	12-19	MTL	5-2	W

1939-40 (CONT'D)

GAME	DATE	OPPONENT	SCORE	RESULT
17	12-23	CHI	7-1	W
18	12-25	TOR	4-1	W
19	12-29	BOS	4-0	W
20	12-31	NYA	5-2	W
21	1-2	@ BOS	6-4	W
22	1-4	@ NYA	6-2	W
23	1-7	DET	3-0	W
24	1-11	CHI	5-3	W
25	1-13	@ TOR	4-1	W
26	1-14	@ CHI	1-2	L
27	1-18	@ MTL	1-0	W
28	1-21	BOS	4-2	W
29	1-23	@ NYA	5-3	W
30	1-25	TOR	3-0	W
31	1-28	NYA	4-2	W
32	2-1	@ DET	0-2	L

1939-40 (CONT'D)

GAME	DATE	OPPONENT	SCORE	RESULT
33	2-4	MTL	9-0	W
34	2-6	@ BOS	2-6	L
35	2-8	TOR	2-1	W
36	2-10	@ TOR	4-4	T
37	2-11	@ CHI	0-3	L
38	2-15	DET	3-1	W
39	2-18	@ DET	0-2	L
40	2-22	@ NYA	0-1*	L
41	2-24	@ MTL	2-0	W
42	2-25	MTL	6-2	W
43	2-29	CHI	1-2	L
44	3-2	@ TOR	1-1	T
45	3-3	@ CHI	2-1	W
46	3-10	NYA	4-2	W
47	3-12	@ BOS	1-2	L
48	3-14	BOS	0-0	T

1940-41

GAME	DATE	OPPONENT	SCORE	RESULT
1	11-2	@ TOR	4-1	W
2	11-10	@ DET	2-2	T
3	11-16	DET	3-3	T
4	11-19	NYA	3-2	W
5	11-23	BOS	1-2	L
6	11-26	TOR	2-4	L
7	11-28	@ NYA	1-2	L
8	11-30	MTL	6-1	W
9	12-1	@ CHI	1-4	L
10	12-5	@ MTL	3-2	W
11	12-8	DET	1-3	L
12	12-10	@ BOS	2-6	L
13	12-13	@ DET	2-3*	L
14	12-15	NYA	6-3	W
15	12-19	BOS	5-3	W
16	12-22	@ CHI	1-3*	L

1940-41 (CONT'D)

GAME	DATE	OPPONENT	SCORE	RESULT
17	12-25	CHI	3-3	T
18	12-28	@ TOR	2-3	L
19	12-29	TOR	3-2	W
20	12-31	@ BOS	2-2	T
21	1-1	MTL	1-2	L
22	1-4	@ MTL	3-3	T
23	1-5	@ NYA	6-2	W
24	1-7	CHI	2-3	L
25	1-9	@ TOR	2-3*	L
26	1-12	NYA	3-1	W
27	1-14	DET	3-3	T
28	1-16	BOS	2-2	T
29	1-19	@ DET	2-1	W
30	1-21	@ BOS	3-4*	L
31	1-26	@ CHI	1-4	L
32	2-2	MTL	2-1	W

1940-41 (CONT'D)

GAME	DATE	OPPONENT	SCORE	RESULT
33	2-4	@ NYA	2-2	T
34	2-6	CHI	6-2	W
35	2-9	@ CHI	2-1	W
36	2-11	@ MTL	2-6	L
37	2-13	BOS	3-5	L
38	2-15	@ TOR	3-4	L
39	2-18	TOR	1-4	L
40	2-16	@ NYA	5-2	W
41	2-23	CHI	4-1	W
42	2-25	@ BOS	2-0	W
43	2-27	MTL	5-2	W
44	3-1	@ MTL	3-1	W
45	3-2	@ DET	2-4*	L
46	3-4	DET	6-0	W
47	3-9	TOR	8-5	W
48	3-16	NYA	6-3	W

1941-42

GAME	DATE	OPPONENT	SCORE	RESULT
1	11-1	@ TOR	4-3	W
2	11-9	@ DET	3-1	W
3	11-15	BOS	1-2	L
4	11-16	@ BOS	1-2	L
5	11-18	TOR	6-8	L
6	11-20	BRO	1-4	L
7	11-22	@ MTL	7-2	W
8	11-23	MTL	4-6	L
9	11-25	CHI	5-4*	W
10	11-29	DET	4-1	W
11	11-30	@ CHI	5-1	W
12	12-7	BOS	5-4	W
13	12-11	@ BRO	5-3	W
14	12-13	@ TOR	1-2	L
15	12-16	BRO	3-2*	W
16	12-18	@ CHI	1-5	L

1941-42 (CONT'D)

GAME	DATE	OPPONENT	SCORE	RESULT
17	12-21	MTL	4-3*	W
18	12-23	@ BOS	2-3	L
19	12-25	CHI	5-2	W
20	12-27	@ MTL	4-2	W
21	12-28	@ DET	3-1	W
22	12-31	@ BRO	4-3	W
23	1-1	TOR	3-3	T
24	1-6	DET	3-2	W
25	1-13	BRO	9-2	W
26	1-17	@ MTL	2-6	L
27	1-18	MTL	5-4*	W
28	1-20	@ BOS	4-2	W
29	1-24	@ DET	3-2	W
30	1-25	DET	11-2	W
31	2-1	TOR	7-2	W
32	2-3	@ BRO	3-2*	W

1941-42 (CONT'D)

GAME	DATE	OPPONENT	SCORE	RESULT
33	2-5	BOS	4-1	W
34	2-7	@ TOR	4-6	L
35	2-9	@ CHI	4-3	W
36	2-10	@ CHI	2-5	L
37	2-14	@ MTL	3-5	L
38	2-15	BRO	1-5	L
39	2-17	MTL	1-2*	L
40	2-22	CHI	3-2	W
41	2-24	@ BOS	4-3	W
42	2-26	DET	7-4	W
43	3-3	@ BRO	4-4	T
44	3-5	@ DET	2-5	L
45	3-7	@ TOR	2-4	L
46	3-8	TOR	2-0	W
47	3-12	BOS	1-2	L
48	3-15	@ CHI	5-1	W

*Overtime

ALL-TIME RESULTS GAME-BY-GAME

1942-43

GAME	DATE	OPPONENT	SCORE	RESULT
1	10-31	@ TOR	2-7	L
2	11-5	@ DET	5-12	L
3	11-7	MTL	4-3*	W
4	11-8	@ MTL	4-10	L
5	11-10	CHI	5-3*	W
6	11-14	@ BOS	3-5	L
7	11-15	BOS	3-4	L
8	11-19	TOR	3-7	L
9	11-22	DET	4-4	T
10	11-26	@ CHI	2-1	W
11	11-28	@ TOR	6-8	L
12	11-29	BOS	3-2	W
13	12-3	@ CHI	1-3	L
14	12-6	@ BOS	4-5	L
15	12-13	MTL	3-7	L
16	12-17	BOS	3-7	L
17	12-19	@ MTL	1-1	T

1942-43 (CONT'D)

GAME	DATE	OPPONENT	SCORE	RESULT
18	12-20	TOR	2-8	L
19	12-25	@ DET	3-1	W
20	12-27	TOR	3-1	W
21	12-29	@ BOS	5-3	W
22	12-31	DET	0-2	L
23	1-1	@ CHI	5-6	L
24	1-3	CHI	3-3	T
25	1-7	@ DET	2-2	T
26	1-10	MTL	4-7	L
27	1-14	DET	1-4	L
28	1-16	@ BOS	5-7	L
29	1-17	BOS	3-6	L
30	1-21	@ TOR	4-7	L
31	1-23	@ MTL	5-5	T
32	1-24	@ DET	0-7	L
33	1-28	@ CHI	1-10	L
34	1-31	BOS	2-7	L

1942-43 (CONT'D)

GAME	DATE	OPPONENT	SCORE	RESULT
35	2-4	CHI	1-1	T
36	2-6	@ TOR	2-3	L
37	2-7	@ CHI	4-8	L
38	2-14	TOR	4-4	T
39	2-18	DET	4-5	L
40	2-20	@ MTL	1-6	L
41	2-21	MTL	6-1	W
42	2-25	CHI	7-4	W
43	2-27	@ DET	1-7	L
44	2-28	DET	1-5	L
45	3-2	@ TOR	4-0	W
46	3-4	MTL	2-7	L
47	3-7	TOR	5-5	T
48	3-14	CHI	7-5	W
49	3-16	@ BOS	5-11	L
50	3-18	@ MTL	3-6	L

1943-44

GAME	DATE	OPPONENT	SCORE	RESULT
1	10-30	@ TOR	2-5	L
2	10-31	@ DET	3-8	L
3	11-2	@ MTL	1-2	L
4	11-6	CHI	3-4	L
5	11-7	TOR	4-7	L
6	11-13	BOS	2-6	L
7	11-14	@ CHI	5-10	L
8	11-18	DET	1-3	L
9	11-21	TOR	2-5	L
10	11-25	@ BOS	2-6	L
11	11-27	@ MTL	3-6	L
12	11-28	MTL	2-2	T
13	12-4	@ TOR	4-11	L
14	12-5	@ CHI	6-7	L
15	12-11	@ BOS	6-9	L
16	12-12	BOS	6-4	W
17	12-19	DET	6-2	W

1943-44 (CONT'D)

GAME	DATE	OPPONENT	SCORE	RESULT
18	12-23	@ DET	3-5	L
19	12-25	@ TOR	5-3	W
20	12-26	CHI	7-6	W
21	12-31	TOR	0-4	L
22	1-2	BOS	3-13	L
23	1-6	DET	0-5	L
24	1-8	@ MTL	2-8	L
25	1-9	MTL	5-6	L
26	1-13	CHI	2-5	L
27	1-15	@ BOS	5-7	L
28	1-16	BOS	8-6	W
29	1-22	@ TOR	5-1	W
30	1-23	@ DET	0-15	L
31	1-27	@ CHI	4-6	L
32	1-30	MTL	3-5	L
33	2-3	@ DET	2-12	L
34	2-5	@ BOS	2-7	L

1943-44 (CONT'D)

GAME	DATE	OPPONENT	SCORE	RESULT
35	2-6	CHI	4-4	T
36	2-10	DET	3-8	L
37	2-13	TOR	3-6	L
38	2-19	@ MTL	2-5	L
39	2-20	MTL	2-7	L
40	2-22	CHI	4-8	L
41	2-24	DET	3-3	T
42	2-27	@ CHI	2-4	L
43	3-2	@ DET	5-6	L
44	3-4	@ BOS	9-10	L
45	3-5	BOS	4-4	T
46	3-9	TOR	0-8	L
47	3-11	@ TOR	0-5	L
48	3-12	@ CHI	4-4	T
49	3-18	@ MTL	2-11	L
50	3-19	MTL	1-6	L

1944-45

GAME	DATE	OPPONENT	SCORE	RESULT
1	10-28	@ TOR	1-2	L
2	11-1	@ CHI	3-8	L
3	11-2	@ DET	3-10	L
4	11-9	TOR	3-6	L
5	11-11	DET	5-2	W
6	11-12	BOS	5-5	T
7	11-16	DET	2-2	T
8	11-19	MTL	2-6	L
9	11-23	@ CHI	4-4	T
10	11-26	@ BOS	4-8	L
11	11-30	@ MTL	7-5	W
12	12-2	@ TOR	3-4	L
13	12-7	DET	2-3	L
14	12-10	CHI	1-1	T
15	12-12	@ BOS	5-7	L
16	12-17	MTL	1-4	L
17	12-20	@ CHI	3-1	W

1944-45 (CONT'D)

GAME	DATE	OPPONENT	SCORE	RESULT
18	12-21	@ DET	3-11	L
19	12-24	CHI	3-3	T
20	12-27	TOR	2-8	L
21	12-30	@ MTL	1-4	L
22	12-31	BOS	3-2	W
23	1-4	DET	4-4	T
24	1-7	CHI	0-0	T
25	1-9	@ TOR	5-4	W
26	1-11	BOS	5-1	W
27	1-14	MTL	2-6	L
28	1-18	@ DET	3-7	L
29	1-20	@ MTL	2-5	L
30	1-21	@ BOS	3-14	L
31	1-24	@ CHI	4-3	W
32	1-27	@ TOR	0-3	L
33	1-28	TOR	0-7	L
34	2-4	@ BOS	3-3	T

1944-45 (CONT'D)

GAME	DATE	OPPONENT	SCORE	RESULT
35	2-8	@ MTL	4-9	L
36	2-11	MTL	3-4	L
37	2-14	@ DET	2-4	L
38	2-15	CHI	6-2	W
39	2-17	@ BOS	1-6	L
40	2-18	BOS	2-1	W
41	2-22	DET	5-3	W
42	2-24	@ TOR	4-4	T
43	2-25	BOS	4-4	T
44	3-1	CHI	3-5	L
45	3-4	TOR	3-6	L
46	3-7	@ CHI	3-6	L
47	3-8	@ DET	3-7	L
48	3-10	@ MTL	3-7	L
49	3-11	MTL	5-11	L
50	3-18	TOR	6-5	W

1945-46

GAME	DATE	OPPONENT	SCORE	RESULT
1	10-31	@ CHI	1-5	L
2	11-3	@ TOR	4-1	W
3	11-4	@ DET	1-4	L
4	11-8	CHI	4-5	L
5	11-10	DET	2-0	W
6	11-11	BOS	1-7	L
7	11-15	@ MTL	0-2	L
8	11-17	MTL	3-7	L
9	11-18	TOR	1-3	L
10	11-22	@ CHI	3-3	T
11	11-24	@ TOR	3-4	L
12	11-25	@ DET	4-1	W
13	11-28	@ BOS	1-5	L
14	12-1	@ MTL	3-4	L
15	12-9	TOR	2-1	W
16	12-13	CHI	4-7	L
17	12-16	MTL	2-4	L

1945-46 (CONT'D)

GAME	DATE	OPPONENT	SCORE	RESULT
18	12-19	@ BOS	7-8	L
19	12-22	@ TOR	5-5	T
20	12-23	TOR	3-4	L
21	12-26	DET	2-3	L
22	12-30	CHI	3-2	W
23	12-31	MTL	0-0	T
24	1-3	@ DET	3-3	T
25	1-6	BOS	4-2	W
26	1-12	@ MTL	3-9	L
27	1-13	CHI	3-2	W
28	1-16	@ BOS	2-3	L
29	1-17	BOS	2-4	L
30	1-19	@ TOR	1-3	L
31	1-20	@ CHI	1-9	L
32	1-26	@ MTL	3-5	L
33	1-27	DET	5-2	W
34	2-3	TOR	6-6	T

1945-46 (CONT'D)

GAME	DATE	OPPONENT	SCORE	RESULT
35	2-6	@ CHI	2-6	L
36	2-7	@ DET	2-4	L
37	2-10	CHI	2-2	T
38	2-14	BOS	2-2	T
39	2-16	@ BOS	6-2	W
40	2-17	MTL	4-5	L
41	2-21	DET	2-2	T
42	2-24	@ CHI	2-2	T
43	2-27	@ TOR	6-4	W
44	2-28	@ DET	1-4	L
45	3-3	TOR	2-5	L
46	3-6	@ MTL	3-7	L
47	3-10	DET	3-2	W
48	3-12	BOS	2-3	L
49	3-13	@ BOS	5-3	W
50	3-17	MTL	8-5	W

*Overtime

ALL-TIME RESULTS GAME-BY-GAME

1946-47

GAME	DATE	OPPONENT	SCORE	RESULT
1	10-17	@ MTL	0-3	L
2	10-20	@ DET	3-1	W
3	10-23	@ MTL	4-1	W
4	10-26	@ BOS	1-3	L
5	10-30	BOS	3-3	T
6	11-2	DET	7-4	W
7	11-3	@ DET	1-3	L
8	11-6	@ CHI	2-6	L
9	11-9	@ TOR	2-4	L
10	11-10	BOS	0-4	L
11	11-13	MTL	4-4	T
12	11-16	CHI	2-6	L
13	11-17	TOR	4-5	L
14	11-21	@ DET	1-3	L
15	11-23	@ MTL	3-2	W
16	11-24	@ CHI	5-1	W
17	11-27	@ BOS	2-5	L
18	12-1	@ CHI	2-1	W
19	12-4	MTL	2-1	W
20	12-8	@ BOS	6-4	W

1946-47 (CONT'D)

GAME	DATE	OPPONENT	SCORE	RESULT
21	12-11	DET	1-1	T
22	12-14	@ TOR	2-3	L
23	12-15	MTL	3-5	L
24	12-18	@ BOS	2-3	L
25	12-22	TOR	1-3	L
26	12-25	MTL	2-0	W
27	12-28	@ DET	2-2	T
28	12-29	BOS	2-2	T
29	12-31	DET	4-5	L
30	1-1	@ BOS	1-3	L
31	1-2	TOR	4-5	L
32	1-4	@ TOR	2-0	W
33	1-5	CHI	9-0	W
34	1-8	BOS	1-3	L
35	1-12	TOR	3-2	W
36	1-15	DET	4-3	W
37	1-18	@ MTL	2-6	L
38	1-19	CHI	5-3	W
39	1-22	@ CHI	4-2	W
40	1-25	@ TOR	1-0	W

1946-47 (CONT'D)

GAME	DATE	OPPONENT	SCORE	RESULT
41	2-1	@ MTL	1-2	L
42	2-2	MTL	7-1	W
43	2-5	@ CHI	3-2	W
44	2-9	@ DET	2-5	L
45	2-12	@ BOS	1-10	L
46	2-16	TOR	6-2	W
47	2-19	BOS	6-0	W
48	2-22	@ TOR	0-2	L
49	2-23	DET	2-2	T
50	2-26	CHI	7-9	L
51	3-2	BOS	2-3	L
52	3-3	CHI	4-9	L
53	3-5	@ CHI	3-1	W
54	3-9	TOR	2-4	L
55	3-12	DET	2-4	L
56	3-15	@ MTL	0-1	L
57	3-16	MTL	3-4	L
58	3-19	@ DET	0-2	L
59	3-22	@ TOR	3-5	L
60	3-23	CHI	4-3	W

1947-48

GAME	DATE	OPPONENT	SCORE	RESULT
1	10-16	@ MTL	2-1	W
2	10-19	@ BOS	1-3	L
3	10-22	@ TOR	1-3	L
4	10-29	BOS	1-3	L
5	11-1	DET	4-3	W
6	11-2	TOR	7-4	W
7	11-6	@ DET	1-2	L
8	11-8	@ TOR	2-7	L
9	11-9	@ CHI	5-8	L
10	11-12	BOS	2-8	L
11	11-15	CHI	3-5	L
12	11-16	MTL	4-2	W
13	11-19	@ DET	6-5	W
14	11-22	@ MTL	5-3	W
15	11-30	@ CHI	6-2	W
16	12-3	TOR	1-4	L
17	12-6	@ BOS	5-5	T
18	12-7	DET	3-1	W
19	12-10	MTL	4-4	T
20	12-11	@ MTL	4-2	W

1947-48 (CONT'D)

GAME	DATE	OPPONENT	SCORE	RESULT
21	12-13	@ TOR	4-1	W
22	12-14	DET	1-1	T
23	12-17	BOS	5-2	W
24	12-21	MTL	3-4	L
25	12-23	@ CHI	1-7	L
26	12-25	@ DET	2-0	W
27	12-28	TOR	1-1	T
28	12-31	BOS	7-3	W
29	1-1	@ BOS	1-4	L
30	1-3	@ TOR	5-5	T
31	1-4	CHI	1-4	L
32	1-7	@ DET	0-6	L
33	1-10	@ MTL	1-1	T
34	1-11	MTL	3-1	W
35	1-14	CHI	4-2	W
36	1-18	TOR	2-2	T
37	1-21	DET	3-4	L
38	1-25	@ BOS	4-6	L
39	1-28	@ CHI	3-2	W
40	1-31	@ MTL	4-2	W

1947-48 (CONT'D)

GAME	DATE	OPPONENT	SCORE	RESULT
41	2-1	CHI	2-2	T
42	2-4	@ DET	4-4	T
43	2-7	@ TOR	0-3	L
44	2-8	@ CHI	2-2	T
45	2-14	@ BOS	4-4	T
46	2-15	TOR	4-4	T
47	2-18	DET	1-3	L
48	2-22	BOS	4-1	W
49	2-25	CHI	4-7	L
50	2-29	MTL	5-3	W
51	3-2	TOR	1-0	W
52	3-3	@ DET	2-4	L
53	3-6	@ TOR	1-2	L
54	3-7	DET	2-2	T
55	3-10	@ BOS	3-6	L
56	3-13	@ MTL	2-3	L
57	3-14	MTL	3-6	L
58	3-16	BOS	2-6	L
59	3-17	@ CHI	5-2	W
60	3-21	CHI	3-4	L

1948-49

GAME	DATE	OPPONENT	SCORE	RESULT
1	10-14	@ MTL	1-1	T
2	10-17	@ DET	0-7	L
3	10-24	@ BOS	1-4	L
4	10-27	DET	2-3	L
5	10-31	BOS	2-0	W
6	11-6	@ TOR	3-3	T
7	11-7	@ CHI	2-4	L
8	11-10	CHI	4-3	W
9	11-13	MTL	1-3	L
10	11-14	TOR	4-4	T
11	11-17	@ DET	4-4	T
12	11-21	@ BOS	4-1	W
13	11-25	@ CHI	4-6	L
14	11-27	@ TOR	0-3	L
15	11-30	CHI	2-4	L
16	12-4	@ MTL	1-3	L
17	12-5	DET	1-3	L
18	12-7	BOS	2-2	T
19	12-11	@ DET	3-5	L
20	12-12	DET	2-0	W

1948-49 (CONT'D)

GAME	DATE	OPPONENT	SCORE	RESULT
21	12-15	TOR	3-1	W
22	12-18	@ TOR	3-3	T
23	12-19	MTL	3-2	W
24	12-23	@ CHI	3-2	W
25	12-25	@ MTL	2-0	W
26	12-26	CHI	1-2	L
27	12-31	BOS	2-2	T
28	1-1	@ BOS	1-4	L
29	1-2	TOR	4-2	W
30	1-5	CHI	3-1	W
31	1-9	MTL	1-1	T
32	1-12	DET	1-4	L
33	1-15	@ TOR	1-2	L
34	1-16	TOR	4-0	W
35	1-19	BOS	2-5	L
36	1-20	@ MTL	1-2	L
37	1-23	@ CHI	2-2	T
38	1-26	@ DET	5-1	W
39	1-30	MTL	9-0	W
40	2-2	@ BOS	3-5	L

1948-49 (CONT'D)

GAME	DATE	OPPONENT	SCORE	RESULT
41	2-5	@ TOR	1-1	T
42	2-6	@ CHI	2-0	W
43	2-9	@ DET	0-8	L
44	2-10	CHI	1-3	L
45	2-12	@ BOS	2-4	L
46	2-13	TOR	0-3	L
47	2-16	DET	4-0	W
48	2-19	@ MTL	1-3	L
49	2-20	MTL	3-2	W
50	2-23	BOS	3-3	L
51	2-27	DET	3-2	W
52	3-2	@ CHI	2-5	L
53	3-5	@ TOR	1-7	L
54	3-6	TOR	3-4	L
55	3-9	@ BOS	1-8	L
56	3-12	@ MTL	0-3	L
57	3-13	MTL	1-1	T
58	3-15	BOS	2-4	L
59	3-16	@ DET	2-6	L
60	3-20	CHI	5-1	W

*Overtime

ALL-TIME RESULTS GAME-BY-GAME

1949-50				
GAME	DATE	OPPONENT	SCORE	RESULT
1	10-15	@ MTL	1-3	L
2	10-16	@ BOS	2-2	T
3	10-19	@ DET	1-6	L
4	10-22	@ TOR	2-2	T
5	10-25	@ CHI	2-1	W
6	10-26	BOS	5-2	W
7	10-29	CHI	0-2	L
8	10-30	TOR	2-4	L
9	11-2	@ TOR	3-3	T
10	11-6	@ DET	0-7	L
11	11-9	MTL	2-2	T
12	11-12	MTL	3-5	L
13	11-13	DET	1-1	T
14	11-16	BOS	2-1	W
15	11-20	@ CHI	5-2	W
16	11-23	@ DET	3-4	L
17	11-26	@ MTL	1-5	L
18	11-27	@ BOS	1-1	T
19	11-30	MTL	5-2	W
20	12-3	@ TOR	0-2	L
21	12-4	CHI	4-0	W
22	12-7	CHI	2-1	W
23	12-10	@ DET	1-0	W
24	12-11	DET	2-1	W

1949-50 (CONT'D)				
GAME	DATE	OPPONENT	SCORE	RESULT
25	12-14	@ CHI	3-5	L
26	12-17	@ BOS	3-1	W
27	12-18	TOR	0-2	L
28	12-21	MTL	4-1	W
29	12-24	@ MTL	0-0	T
30	12-25	TOR	3-1	W
31	12-28	CHI	5-2	W
32	12-31	BOS	4-1	W
33	1-1	@ BOS	0-6	L
34	1-4	DET	2-1	W
35	1-7	@ MTL	3-1	W
36	1-8	CHI	1-1	T
37	1-11	TOR	1-2	L
38	1-14	@ DET	2-4	L
39	1-15	DET	0-1	L
40	1-18	BOS	2-4	L
41	1-21	@ TOR	1-2	L
42	1-22	@ CHI	3-4	L
43	1-25	@ TOR	1-5	L
44	1-28	@ BOS	2-2	T
45	1-29	MTL	2-0	W
46	2-1	@ BOS	2-3	L
47	2-2	@ MTL	1-4	L
48	2-5	@ DET	5-5	T

1949-50 (CONT'D)				
GAME	DATE	OPPONENT	SCORE	RESULT
49	2-9	@ CHI	5-3	W
50	2-12	DET	4-0	W
51	2-15	BOS	2-2	T
52	2-18	@ MTL	4-2	W
53	2-19	TOR	2-1	W
54	2-22	CHI	3-0	W
55	2-23	@ CHI	7-3	W
56	2-25	@ TOR	2-4	L
57	2-26	BOS	4-3	W
58	3-1	DET	2-5	L
59	3-4	@ BOS	1-5	L
60	3-5	TOR	5-2	W
61	3-8	@ CHI	4-2	W
62	3-9	DET	3-1	W
63	3-11	@ TOR	0-4	L
64	3-12	MTL	1-5	L
65	3-15	BOS	1-4	L
66	3-18	@ MTL	3-5	L
67	3-19	MTL	2-4	L
68	3-21	CHI	3-6	L
69	3-22	@ DET	7-8	L
70	3-26	TOR	5-3	W

1950-51				
GAME	DATE	OPPONENT	SCORE	RESULT
1	10-11	@ DET	2-3	L
2	10-15	@ CHI	3-2	W
3	10-19	@ MTL	0-4	L
4	10-21	@ TOR	0-5	L
5	10-22	@ BOS	0-0	T
6	10-25	BOS	1-1	T
7	10-28	@ MTL	1-5	L
8	10-29	MTL	2-2	T
9	11-2	@ DET	2-2	T
10	11-4	@ TOR	2-2	T
11	11-5	@ CHI	1-3	L
12	11-8	TOR	3-5	L
13	11-11	@ MTL	1-1	T
14	11-12	CHI	1-4	L
15	11-15	BOS	3-4	L
16	11-18	@ TOR	4-5	L
17	11-19	DET	3-3	T
18	11-22	MTL	3-2	W
19	11-25	@ BOS	3-3	T
20	11-26	TOR	2-3	L
21	11-29	CHI	1-1	T
22	12-2	@ BOS	3-2	W
23	12-3	BOS	3-5	L
24	12-6	DET	0-9	L

1950-51 (CONT'D)				
GAME	DATE	OPPONENT	SCORE	RESULT
25	12-9	@ DET	0-5	L
26	12-10	@ CHI	3-3	T
27	12-13	MTL	3-2	W
28	12-16	@ MTL	1-1	T
29	12-17	DET	3-3	T
30	12-20	BOS	4-4	T
31	12-24	CHI	6-1	W
32	12-25	@ DET	1-4	L
33	12-27	TOR	3-1	W
34	12-31	BOS	3-0	W
35	1-1	@ BOS	2-3	L
36	1-3	DET	5-3	W
37	1-6	@ TOR	4-2	W
38	1-7	CHI	3-2	W
39	1-10	MTL	0-3	L
40	1-13	@ DET	2-4	L
41	1-14	TOR	2-1	W
42	1-17	BOS	3-3	T
43	1-20	@ MTL	2-2	T
44	1-21	@ BOS	1-5	L
45	1-25	@ CHI	2-1	W
46	1-27	@ TOR	1-2	L
47	1-28	DET	5-3	W
48	2-1	@ DET	2-3	L

1950-51 (CONT'D)				
GAME	DATE	OPPONENT	SCORE	RESULT
49	2-4	@ CHI	4-4	T
50	2-7	@ BOS	2-2	T
51	2-11	MTL	3-1	W
52	2-14	CHI	5-1	W
53	2-15	@ CHI	7-3	W
54	2-17	@ TOR	0-2	L
55	2-18	TOR	2-5	L
56	2-21	BOS	2-2	T
57	2-24	@ MTL	2-6	L
58	2-25	DET	6-2	W
59	3-1	@ CHI	4-1	W
60	3-3	@ BOS	3-3	T
61	3-4	MTL	2-2	T
62	3-7	CHI	3-1	W
63	3-10	@ DET	2-3	L
64	3-11	MTL	5-5	T
65	3-14	TOR	1-3	L
66	3-15	@ MTL	3-5	L
67	3-17	@ TOR	1-3	L
68	3-18	TOR	1-4	L
69	3-21	DET	1-4	L
70	3-25	CHI	5-2	W

1951-52				
GAME	DATE	OPPONENT	SCORE	RESULT
1	10-14	@ CHI	2-3	L
2	10-18	@ MTL	2-3	L
3	10-20	@ TOR	3-2	W
4	10-21	@ BOS	1-1	T
5	10-24	BOS	1-3	L
6	10-28	MTL	2-1	W
7	10-29	@ MTL	1-6	L
8	11-1	@ CHI	2-4	L
9	11-3	@ TOR	2-1	W
10	11-4	@ DET	2-4	L
11	11-7	DET	4-4	T
12	11-11	CHI	3-2	W
13	11-14	TOR	2-2	T
14	11-17	@ MTL	2-3	L
15	11-18	DET	2-5	L
16	11-21	BOS	3-3	T
17	11-22	@ DET	1-2	L
18	11-25	MTL	1-1	W
19	11-27	@ BOS	1-1	T
20	11-28	CHI	6-3	W
21	12-1	@ TOR	2-8	L
22	12-2	@ CHI	4-6	L
23	12-5	BOS	2-3	L
24	12-9	TOR	7-2	W

1951-52 (CONT'D)				
GAME	DATE	OPPONENT	SCORE	RESULT
25	12-11	@ BOS	2-4	L
26	12-12	BOS	6-3	W
27	12-15	@ TOR	1-4	L
28	12-16	DET	1-3	L
29	12-19	MTL	4-2	W
30	12-23	CHI	3-2	W
31	12-25	@ DET	1-2	L
32	12-26	DET	1-0	W
33	12-29	@ MTL	2-7	L
34	12-30	TOR	2-2	T
35	1-1	@ BOS	4-2	W
36	1-2	DET	1-0	W
37	1-6	CHI	3-2	W
38	1-9	TOR	1-2	L
39	1-10	@ DET	2-5	L
40	1-13	MTL	2-2	T
41	1-16	CHI	4-6	L
42	1-17	@ CHI	6-6	T
43	1-20	@ DET	3-2	W
44	1-22	@ BOS	3-3	T
45	1-26	@ TOR	3-3	T
46	1-27	MTL	3-5	L
47	1-31	@ MTL	0-1	L
48	2-3	@ DET	3-4	L

1951-52 (CONT'D)				
GAME	DATE	OPPONENT	SCORE	RESULT
49	2-7	@ CHI	3-1	W
50	2-9	@ BOS	4-2	W
51	2-10	TOR	3-4	L
52	2-13	BOS	6-2	W
53	2-16	@ MTL	1-5	L
54	2-17	MTL	3-2	W
55	2-19	@ TOR	3-3	T
56	2-20	DET	1-1	T
57	2-24	BOS	5-2	W
58	2-27	TOR	1-3	L
59	2-28	@ CHI	2-2	T
60	3-1	@ MTL	1-3	L
61	3-2	DET	4-6	L
62	3-4	@ BOS	1-4	L
63	3-6	@ CHI	5-3	W
64	3-9	MTL	0-2	L
65	3-12	CHI	10-2	W
66	3-15	@ TOR	2-5	L
67	3-16	TOR	2-4	L
68	3-19	BOS	6-4	W
69	3-20	@ DET	3-7	L
70	3-23	CHI	6-7	L

*Overtime

ALL-TIME RESULTS GAME-BY-GAME

1952-53

GAME	DATE	OPPONENT	SCORE	RESULT
1	10-9	@ DET	3-5	L
2	10-12	@ CHI	0-2	L
3	10-16	@ MTL	1-3	L
4	10-18	@ TOR	3-4	L
5	10-19	@ BOS	2-2	T
6	10-22	BOS	3-3	T
7	10-26	DET	3-2	W
8	10-29	CHI	1-3	L
9	10-30	@ CHI	3-8	L
10	11-1	@ MTL	1-4	L
11	11-2	MTL	2-2	T
12	11-5	@ TOR	1-4	L
13	11-9	@ DET	1-3	L
14	11-12	CHI	5-2	W
15	11-13	@ CHI	2-6	L
16	11-16	TOR	3-6	L
17	11-19	DET	2-2	T
18	11-23	MTL	2-2	T
19	11-26	TOR	4-2	W
20	11-27	@ BOS	1-3	L
21	11-30	@ CHI	1-1	T
22	12-3	CHI	3-5	L
23	12-4	@ DET	3-5	L
24	12-6	@ TOR	2-2	T

1952-53 (CONT'D)

GAME	DATE	OPPONENT	SCORE	RESULT
25	12-7	MTL	2-2	T
26	12-10	BOS	1-4	L
27	12-14	TOR	2-2	T
28	12-17	BOS	5-0	W
29	12-18	@ MTL	2-6	L
30	12-20	@ DET	1-1	T
31	12-21	DET	2-5	L
32	12-25	@ BOS	2-1	W
33	12-28	CHI	3-6	L
34	12-31	TOR	3-3	T
35	1-4	BOS	5-2	W
36	1-7	CHI	4-6	L
37	1-8	@ MTL	4-4	T
38	1-11	MTL	7-0	W
39	1-14	DET	3-2	W
40	1-17	@ TOR	0-1	L
41	1-18	@ CHI	0-2	L
42	1-22	@ DET	8-2	W
43	1-24	@ BOS	0-9	L
44	1-25	@ BOS	2-1	W
45	1-28	MTL	1-2	L
46	1-29	@ MTL	2-5	L
47	1-31	@ TOR	0-4	L
48	2-1	@ CHI	1-0	W

1952-53 (CONT'D)

GAME	DATE	OPPONENT	SCORE	RESULT
49	2-5	@ DET	3-3	T
50	2-8	MTL	1-1	T
51	2-11	DET	2-2	T
52	2-14	@ BOS	4-5	L
53	2-15	TOR	1-2	L
54	2-18	BOS	4-2	W
55	2-19	@ CHI	4-2	W
56	2-21	@ MTL	1-4	L
57	2-22	DET	1-2	L
58	2-25	BOS	2-1	W
59	2-28	@ TOR	0-3	L
60	3-1	TOR	4-2	W
61	3-4	CHI	1-4	L
62	3-5	@ DET	1-7	L
63	3-7	@ BOS	2-1	W
64	3-8	MTL	4-3	W
65	3-11	DET	0-2	L
66	3-14	@ MTL	2-3	L
67	3-15	TOR	1-1	T
68	3-18	BOS	1-2	L
69	3-21	@ TOR	0-5	L
70	3-22	CHI	1-3	L

1953-54

GAME	DATE	OPPONENT	SCORE	RESULT
1	10-8	@ DET	1-4	L
2	10-11	@ CHI	5-3	W
3	10-15	@ MTL	1-6	L
4	10-17	@ TOR	1-1	T
5	10-18	@ BOS	2-3	L
6	10-22	BOS	4-3	W
7	10-25	MTL	1-2	L
8	10-28	CHI	1-6	L
9	10-31	@ TOR	1-4	L
10	11-1	TOR	2-2	T
11	11-5	@ MTL	3-4	L
12	11-7	@ CHI	3-1	W
13	11-8	@ DET	2-2	T
14	11-11	CHI	3-2	W
15	11-14	DET	2-3	L
16	11-15	@ DET	1-4	L
17	11-18	CHI	3-1	W
18	11-21	@ TOR	0-1	L
19	11-22	DET	2-3	L
20	11-25	BOS	5-3	W
21	11-26	@ BOS	2-5	L
22	11-29	MTL	2-1	W
23	12-2	CHI	3-3	T
24	12-3	@ DET	0-4	L

1953-54 (CONT'D)

GAME	DATE	OPPONENT	SCORE	RESULT
25	12-5	@ CHI	1-2	L
26	12-6	TOR	3-3	T
27	12-9	DET	3-3	T
28	12-12	@ MTL	2-7	L
29	12-13	TOR	1-2	L
30	12-16	BOS	4-3	W
31	12-19	@ TOR	2-3	L
32	12-20	MTL	3-1	W
33	12-23	DET	2-1	W
34	12-26	@ MTL	0-2	L
35	12-27	CHI	1-4	L
36	12-29	BOS	2-6	L
37	1-1	@ BOS	2-1	W
38	1-3	MTL	4-3	W
39	1-6	CHI	4-3	W
40	1-10	TOR	4-1	W
41	1-13	DET	1-3	L
42	1-14	@ CHI	2-0	W
43	1-16	@ TOR	0-4	L
44	1-17	@ DET	3-2	W
45	1-20	BOS	8-3	W
46	1-23	@ BOS	4-3	W
47	1-24	@ BOS	1-2	L
48	1-28	@ DET	3-3	T

1953-54 (CONT'D)

GAME	DATE	OPPONENT	SCORE	RESULT
49	1-30	@ MTL	2-1	W
50	2-4	@ CHI	3-2	W
51	2-6	@ MTL	3-4	L
52	2-7	MTL	1-4	L
53	2-10	DET	3-2	W
54	2-13	@ BOS	0-1	L
55	2-14	TOR	3-3	T
56	2-17	BOS	2-1	W
57	2-19	@ CHI	3-0	W
58	2-21	TOR	6-1	W
59	2-24	BOS	3-5	L
60	2-27	@ MTL	0-5	L
61	2-28	MTL	2-0	W
62	3-3	@ TOR	3-3	T
63	3-5	@ CHI	0-0	T
64	3-7	TOR	0-4	L
65	3-10	CHI	4-2	W
66	3-11	@ BOS	0-1	L
67	3-13	@ DET	5-2	W
68	3-14	DET	2-0	W
69	3-20	@ TOR	5-2	W
70	3-21	MTL	1-3	L

1954-55

GAME	DATE	OPPONENT	SCORE	RESULT
1	10-9	@ DET	0-4	L
2	10-10	@ CHI	2-1	W
3	10-14	@ BOS	3-5	L
4	10-16	@ TOR	4-2	W
5	10-20	BOS	6-2	W
6	10-23	@ MTL	1-7	L
7	10-24	MTL	4-2	W
8	10-27	DET	5-2	W
9	10-30	TOR	1-3	L
10	10-31	CHI	1-1	T
11	11-4	@ CHI	1-3	L
12	11-7	@ DET	0-1	L
13	11-10	TOR	1-2	L
14	11-13	CHI	3-5	L
15	11-14	@ CHI	5-0	W
16	11-17	BOS	2-2	T
17	11-20	@ MTL	1-4	L
18	11-21	TOR	2-2	T
19	11-24	BOS	3-1	W
20	11-25	@ BOS	2-2	T
21	11-27	@ TOR	1-3	L
22	11-28	MTL	4-1	W
23	12-1	DET	1-6	L
24	12-4	@ BOS	3-6	L

1954-55 (CONT'D)

GAME	DATE	OPPONENT	SCORE	RESULT
25	12-5	MTL	3-3	T
26	12-8	CHI	1-2	L
27	12-9	@ DET	2-3	L
28	12-11	@ DET	1-4	L
29	12-12	TOR	1-1	T
30	12-15	DET	3-3	T
31	12-16	@ MTL	1-5	L
32	12-18	@ TOR	1-3	L
33	12-19	TOR	3-3	T
34	12-22	DET	2-2	T
35	12-25	@ MTL	1-4	L
36	12-26	CHI	4-4	T
37	12-30	BOS	6-1	W
38	1-1	@ BOS	0-4	L
39	1-2	BOS	3-3	T
40	1-5	CHI	2-3	L
41	1-8	@ TOR	0-5	L
42	1-9	MTL	1-7	L
43	1-12	TOR	0-0	T
44	1-14	@ CHI	6-2	W
45	1-16	@ DET	0-3	L
46	1-19	DET	2-0	W
47	1-22	@ BOS	1-3	L
48	1-23	@ BOS	2-0	W

1954-55 (CONT'D)

GAME	DATE	OPPONENT	SCORE	RESULT
49	1-27	@ DET	3-3	T
50	1-29	@ TOR	3-1	W
51	1-30	@ CHI	2-4	L
52	2-5	@ MTL	1-3	L
53	2-6	MTL	3-7	L
54	2-9	CHI	2-2	T
55	2-12	@ BOS	5-5	T
56	2-13	MTL	4-1	W
57	2-16	BOS	2-2	T
58	2-19	@ MTL	2-10	L
59	2-20	DET	0-5	L
60	2-23	TOR	1-3	L
61	2-25	@ CHI	2-2	T
62	2-27	MTL	1-7	L
63	2-2	BOS	1-2	L
64	3-5	@ DET	2-6	L
65	3-6	DET	1-2	L
66	3-12	@ TOR	2-1	W
67	3-13	CHI	5-2	W
68	3-16	@ CHI	1-1	T
69	3-19	@ MTL	2-4	L
70	3-20	TOR	3-2	W

*Overtime

ALL-TIME RESULTS GAME-BY-GAME

1955-56				
GAME	DATE	OPPONENT	SCORE	RESULT
1	10-7	@ CHI	7-4	W
2	10-9	@ DET	3-2	W
3	10-15	@ MTL	1-4	L
4	10-16	@ BOS	1-4	L
5	10-19	TOR	6-2	W
6	10-22	@ TOR	2-3	L
7	10-23	CHI	5-4	W
8	10-26	DET	6-2	W
9	10-29	BOS	0-1	L
10	11-3	@ DET	1-1	T
11	11-5	@ TOR	3-0	W
12	11-6	@ CHI	4-2	W
13	11-9	MTL	1-1	T
14	11-10	@ BOS	1-5	L
15	11-13	TOR	4-1	W
16	11-16	DET	3-3	T
17	11-19	@ MTL	1-6	L
18	11-20	MTL	1-1	T
19	11-23	BOS	4-0	W
20	11-24	@ BOS	5-0	W
21	11-27	MTL	3-3	T
22	11-30	CHI	6-1	W
23	12-2	@ CHI	2-1	W
24	12-4	DET	7-3	W

1955-56 (CONT'D)				
GAME	DATE	OPPONENT	SCORE	RESULT
25	12-7	TOR	3-1	W
26	12-10	@ TOR	1-6	L
27	12-11	@ DET	0-2	L
28	12-14	CHI	1-4	L
29	12-15	@ MTL	0-2	L
30	12-18	TOR	4-1	W
31	12-21	BOS	3-3	T
32	12-25	MTL	5-1	W
33	12-29	CHI	2-4	L
34	12-31	BOS	6-2	W
35	1-1	@ BOS	4-2	W
36	1-4	DET	5-4	W
37	1-8	CHI	3-5	L
38	1-11	MTL	6-1	W
39	1-12	@ DET	0-6	L
40	1-14	@ TOR	6-5	W
41	1-15	@ CHI	2-0	W
42	1-17	@ CHI	2-2	T
43	1-21	@ MTL	1-3	L
44	1-22	@ BOS	1-3	L
45	1-26	@ DET	2-3	L
46	1-28	@ TOR	3-1	W
47	1-29	@ CHI	6-2	W
48	2-1	TOR	5-2	W

1955-56 (CONT'D)				
GAME	DATE	OPPONENT	SCORE	RESULT
49	2-4	@ BOS	1-7	L
50	2-5	MTL	3-3	T
51	2-8	BOS	3-3	T
52	2-11	@ TOR	0-5	L
53	2-12	DET	2-1	W
54	2-14	@ DET	3-5	L
55	2-15	CHI	6-1	W
56	2-18	@ MTL	4-9	L
57	2-19	BOS	0-3	L
58	2-22	TOR	2-4	L
59	2-23	@ MTL	2-5	L
60	2-26	DET	3-2	W
61	2-28	@ DET	1-4	L
62	2-29	BOS	4-2	W
63	3-3	@ BOS	2-5	L
64	3-4	CHI	3-2	W
65	3-8	@ CHI	6-4	W
66	3-10	@ TOR	2-5	L
67	3-11	TOR	4-2	W
68	3-15	DET	2-2	T
69	3-17	@ MTL	2-7	L
70	3-18	MTL	1-3	L

1956-57				
GAME	DATE	OPPONENT	SCORE	RESULT
1	10-12	@ CHI	3-0	W
2	10-14	@ DET	1-2	L
3	10-17	BOS	2-0	W
4	10-20	@ MTL	0-5	L
5	10-21	CHI	4-1	W
6	10-24	MTL	3-2	W
7	10-28	TOR	1-1	T
8	10-31	@ TOR	2-7	L
9	11-4	@ BOS	1-4	L
10	11-7	BOS	2-4	L
11	11-8	@ MTL	2-4	L
12	11-10	DET	4-6	L
13	11-14	MTL	3-5	L
14	11-17	BOS	4-4	T
15	11-18	@ CHI	2-2	T
16	11-21	TOR	3-3	T
17	11-22	@ BOS	4-3	W
18	11-24	@ MTL	1-6	L
19	11-25	MTL	1-1	T
20	11-28	BOS	2-1	W
21	11-29	@ DET	1-4	L
22	12-2	TOR	4-2	W
23	12-5	CHI	2-2	T
24	12-8	@ TOR	0-0	T

1956-57 (CONT'D)				
GAME	DATE	OPPONENT	SCORE	RESULT
25	12-9	DET	4-2	W
26	12-13	@ DET	1-2	L
27	12-15	@ TOR	1-2	L
28	12-16	MTL	4-2	W
29	12-21	@ CHI	3-2	W
30	12-23	TOR	1-3	L
31	12-25	@ DET	1-8	L
32	12-27	CHI	3-2	W
33	12-29	@ MTL	3-6	L
34	12-31	DET	0-1	L
35	1-1	@ BOS	3-5	L
36	1-5	CHI	4-1	W
37	1-6	MTL	2-3	L
38	1-9	TOR	3-4	L
39	1-11	@ CHI	7-4	W
40	1-12	@ DET	5-4	W
41	1-13	DET	2-3	L
42	1-19	@ MTL	0-5	L
43	1-20	@ DET	2-5	L
44	1-23	@ TOR	4-4	T
45	1-26	@ BOS	5-3	W
46	1-27	@ CHI	3-2	W
47	1-30	CHI	2-7	L
48	2-2	DET	4-5	L

1956-57 (CONT'D)				
GAME	DATE	OPPONENT	SCORE	RESULT
49	2-3	@ BOS	1-4	L
50	2-6	BOS	3-2	W
51	2-7	@ CHI	4-4	T
52	2-9	@ TOR	4-4	T
53	2-10	MTL	5-4	W
54	2-14	@ DET	2-3	L
55	2-16	@ MTL	2-1	W
56	2-17	TOR	3-2	W
57	2-20	BOS	5-2	W
58	2-23	@ MTL	1-4	L
59	2-24	MTL	4-3	W
60	2-27	CHI	6-6	T
61	3-2	@ BOS	3-2	W
62	3-3	DET	1-1	T
63	3-7	@ CHI	2-2	T
64	3-9	@ TOR	2-1	W
65	3-10	DET	4-1	W
66	3-13	BOS	1-2	L
67	3-16	@ TOR	1-14	L
68	3-17	TOR	3-5	L
69	3-23	@ BOS	4-2	W
70	3-24	CHI	4-4	T

1957-58				
GAME	DATE	OPPONENT	SCORE	RESULT
1	10-10	@ DET	3-2	W
2	10-12	@ MTL	2-2	T
3	10-13	@ BOS	1-3	L
4	10-16	BOS	2-6	L
5	10-20	CHI	6-1	W
6	10-23	TOR	3-0	W
7	10-26	@ TOR	0-3	L
8	10-27	MTL	4-1	W
9	10-30	DET	0-4	L
10	10-31	@ BOS	3-0	W
11	11-2	BOS	5-0	W
12	11-3	@ CHI	3-2	W
13	11-5	@ DET	1-1	T
14	11-6	@ TOR	4-2	W
15	11-9	@ CHI	0-5	L
16	11-13	CHI	2-2	T
17	11-16	@ MTL	4-2	W
18	11-17	MTL	4-2	W
19	11-20	DET	1-1	T
20	11-22	@ CHI	4-2	W
21	11-24	TOR	1-5	L
22	11-27	BOS	2-5	L
23	11-28	@ BOS	0-1	L
24	11-30	DET	1-3	L

1957-58 (CONT'D)				
GAME	DATE	OPPONENT	SCORE	RESULT
25	12-1	@ DET	5-1	W
26	12-4	CHI	0-2	L
27	12-7	@ TOR	3-3	T
28	12-8	TOR	1-2	L
29	12-12	@ MTL	2-3	L
30	12-14	@ DET	4-4	T
31	12-15	DET	4-2	W
32	12-18	MTL	5-4	W
33	12-19	@ BOS	3-3	T
34	12-21	@ MTL	4-2	W
35	12-22	TOR	5-2	W
36	12-25	CHI	1-3	L
37	12-28	@ TOR	1-6	L
38	12-29	MTL	3-4	L
39	1-4	BOS	4-7	L
40	1-5	MTL	0-4	L
41	1-8	TOR	5-5	T
42	1-11	@ MTL	3-9	L
43	1-12	DET	2-3	L
44	1-16	@ BOS	3-2	W
45	1-18	@ CHI	3-2	W
46	1-19	@ DET	6-1	W
47	1-25	@ TOR	1-7	L
48	1-26	@ CHI	3-4	L

1957-58 (CONT'D)				
GAME	DATE	OPPONENT	SCORE	RESULT
49	1-29	BOS	1-1	T
50	2-1	CHI	3-2	W
51	2-2	@ BOS	3-4	L
52	2-8	@ DET	5-2	W
53	2-9	MTL	1-3	L
54	2-14	@ CHI	3-1	W
55	2-16	BOS	3-2	W
56	2-19	CHI	3-2	W
57	2-22	@ MTL	2-2	T
58	2-23	TOR	4-2	W
59	2-26	CHI	4-3	W
60	3-1	@ TOR	5-4	W
61	3-2	DET	4-4	T
62	3-8	@ MTL	3-2	W
63	3-9	DET	2-4	L
64	3-11	@ DET	2-2	T
65	3-12	@ CHI	3-2	W
66	3-15	@ BOS	4-0	W
67	3-16	MTL	2-3	L
68	3-19	BOS	1-1	T
69	3-22	@ TOR	7-0	W
70	3-23	TOR	3-2	W

*Overtime

ALL-TIME RESULTS GAME-BY-GAME

1958-59

GAME	DATE	OPPONENT	SCORE	RESULT
1	10-8	@ CHI	1-1	T
2	10-11	@ BOS	4-4	T
3	10-12	@ DET	0-3	L
4	10-15	BOS	4-4	T
5	10-18	@ MTL	2-2	T
6	10-19	MTL	3-5	L
7	10-25	CHI	6-2	W
8	10-26	TOR	3-2	W
9	10-29	BOS	2-2	T
10	10-30	@ DET	1-4	L
11	11-1	@ TOR	3-4	L
12	11-2	DET	1-2	L
13	11-4	@ CHI	2-4	L
14	11-8	@ MTL	6-5	W
15	11-9	@ BOS	5-1	W
16	11-15	BOS	4-2	W
17	11-16	MTL	2-1	W
18	11-19	TOR	7-4	W
19	11-22	@ TOR	2-2	T
20	11-23	DET	1-3	L
21	11-26	MTL	5-3	W
22	11-27	@ BOS	1-3	L
23	11-29	BOS	1-3	L
24	11-30	@ CHI	2-2	T

1958-59 (CONT'D)

GAME	DATE	OPPONENT	SCORE	RESULT
25	12-3	CHI	4-2	W
26	12-6	@ MTL	0-6	L
27	12-7	TOR	0-2	L
28	12-10	DET	1-2	L
29	12-13	@ TOR	4-4	T
30	12-14	CHI	3-3	T
31	12-18	@ DET	2-0	W
32	12-21	TOR	5-1	W
33	12-25	@ MTL	1-4	L
34	12-28	MTL	5-3	W
35	12-31	BOS	4-3	W
36	1-1	@ BOS	5-2	W
37	1-3	@ MTL	1-5	L
38	1-4	TOR	2-4	L
39	1-7	CHI	0-4	L
40	1-10	DET	3-3	T
41	1-11	@ CHI	4-3	W
42	1-14	@ TOR	3-2	W
43	1-17	@ CHI	1-7	L
44	1-18	@ DET	4-2	W
45	1-24	@ MTL	1-3	L
46	1-26	@ BOS	8-3	W
47	1-28	CHI	1-3	L
48	1-31	@ TOR	5-2	W

1958-59 (CONT'D)

GAME	DATE	OPPONENT	SCORE	RESULT
49	2-1	DET	5-4	W
50	2-5	@ DET	5-0	W
51	2-7	CHI	3-6	L
52	2-8	@ BOS	1-4	L
53	2-11	BOS	3-5	L
54	2-12	@ DET	0-1	L
55	2-15	MTL	1-5	L
56	2-18	@ CHI	2-4	L
57	2-21	@ TOR	1-1	T
58	2-22	MTL	5-1	W
59	2-25	DET	6-3	W
60	2-28	@ MTL	1-6	L
61	3-1	TOR	1-1	T
62	3-7	@ CHI	6-1	W
63	3-8	DET	4-2	W
64	3-11	CHI	3-5	L
65	3-12	@ BOS	4-5	L
66	3-14	@ TOR	0-5	L
67	3-15	TOR	5-6	L
68	3-18	BOS	3-5	L
69	3-21	@ DET	5-2	W
70	3-22	MTL	2-4	L

1959-60

GAME	DATE	OPPONENT	SCORE	RESULT
1	10-7	@ CHI	2-5	L
2	10-10	@ BOS	4-6	L
3	10-11	@ DET	2-4	L
4	10-14	BOS	3-4	L
5	10-17	@ MTL	4-2	W
6	10-18	MTL	5-6	L
7	10-21	TOR	2-3	L
8	10-24	@ TOR	1-1	T
9	10-25	CHI	3-1	W
10	10-28	DET	3-3	T
11	11-1	MTL	1-3	L
12	11-4	@ TOR	1-4	L
13	11-5	@ MTL	2-8	L
14	11-8	@ DET	3-3	T
15	11-11	BOS	6-3	W
16	11-14	DET	0-4	L
17	11-15	TOR	2-2	T
18	11-18	@ CHI	3-5	L
19	11-22	DET	3-5	L
20	11-25	BOS	3-3	T
21	11-26	@ BOS	3-4	L
22	11-28	@ CHI	2-6	L
23	11-29	CHI	2-2	T
24	12-3	@ MTL	7-4	W

1959-60 (CONT'D)

GAME	DATE	OPPONENT	SCORE	RESULT
25	12-5	@ TOR	3-6	L
26	12-6	TOR	6-0	W
27	12-12	@ BOS	4-3	W
28	12-13	BOS	4-3	W
29	12-19	@ MTL	3-5	L
30	12-20	MTL	6-5	W
31	12-23	CHI	0-3	L
32	12-25	@ DET	5-2	W
33	12-26	@ TOR	0-4	L
34	12-27	TOR	3-6	L
35	12-29	BOS	3-4	L
36	1-1	@ BOS	3-7	L
37	1-3	MTL	8-3	W
38	1-6	CHI	1-2	L
39	1-9	DET	3-3	T
40	1-10	@ DET	4-3	W
41	1-14	@ BOS	0-6	L
42	1-16	@ TOR	1-3	L
43	1-17	@ CHI	1-3	L
44	1-21	@ MTL	2-11	L
45	1-23	@ CHI	1-2	L
46	1-24	@ DET	2-2	T
47	1-27	MTL	2-2	T
48	1-30	@ TOR	2-3	L

1959-60 (CONT'D)

GAME	DATE	OPPONENT	SCORE	RESULT
49	1-31	DET	3-3	T
50	2-3	TOR	2-4	L
51	2-4	@ DET	3-1	W
52	2-6	CHI	1-5	L
53	2-7	MTL	4-1	W
54	2-10	@ CHI	1-5	L
55	2-14	@ BOS	0-3	L
56	2-17	CHI	1-5	L
57	2-20	@ MTL	3-3	T
58	2-21	BOS	7-2	W
59	2-24	DET	2-2	T
60	2-27	@ MTL	2-3	L
61	2-28	TOR	3-5	L
62	3-5	@ CHI	0-5	L
63	3-6	DET	3-1	W
64	3-9	CHI	1-1	T
65	3-10	@ BOS	3-3	T
66	3-12	@ TOR	4-1	W
67	3-13	TOR	2-2	T
68	3-16	BOS	2-3	L
69	3-19	@ DET	3-6	L
70	3-20	MTL	3-1	W

1960-61

GAME	DATE	OPPONENT	SCORE	RESULT
1	10-5	BOS	2-1	W
2	10-8	@ TOR	5-2	W
3	10-9	@ CHI	2-3	L
4	10-11	MTL	2-3	L
5	10-15	@ MTL	4-8	L
6	10-16	TOR	2-7	L
7	10-19	CHI	2-0	W
8	10-23	MTL	2-4	L
9	10-26	DET	4-3	W
10	10-27	@ BOS	4-6	L
11	10-30	TOR	1-3	L
12	11-2	@ CHI	4-4	T
13	11-5	@ TOR	3-7	L
14	11-6	@ DET	2-5	L
15	11-9	DET	3-4	L
16	11-10	@ MTL	7-9	L
17	11-13	MTL	1-2	L
18	11-16	BOS	4-3	W
19	11-20	DET	3-4	L
20	11-23	BOS	6-3	W
21	11-24	@ BOS	5-3	W
22	11-27	CHI	3-3	T
23	12-3	@ TOR	2-5	L
24	12-4	@ DET	4-1	W

1960-61 (CONT'D)

GAME	DATE	OPPONENT	SCORE	RESULT
25	12-7	DET	1-3	L
26	12-10	@ BOS	3-0	W
27	12-11	BOS	2-2	T
28	12-14	@ CHI	0-4	L
29	12-15	@ DET	1-1	T
30	12-17	@ MTL	0-2	L
31	12-18	TOR	2-3	L
32	12-21	CHI	2-2	T
33	12-25	MTL	4-1	W
34	12-28	DET	3-4	L
35	12-31	@ TOR	1-2	L
36	1-1	TOR	1-4	L
37	1-4	CHI	2-3	L
38	1-7	@ MTL	3-6	L
39	1-8	MTL	4-2	W
40	1-12	@ BOS	4-4	T
41	1-14	@ DET	2-2	T
42	1-15	@ CHI	3-1	W
43	1-18	@ TOR	4-4	T
44	1-21	@ CHI	3-5	L
45	1-22	@ DET	5-3	W
46	1-25	BOS	2-1	W
47	1-29	TOR	1-4	L
48	2-1	CHI	3-1	W

1960-61 (CONT'D)

GAME	DATE	OPPONENT	SCORE	RESULT
49	2-2	@ MTL	5-7	L
50	2-4	@ BOS	2-1	W
51	2-5	BOS	5-2	W
52	2-8	@ TOR	3-5	L
53	2-9	@ DET	2-4	L
54	2-11	MTL	3-3	T
55	2-12	@ BOS	3-8	L
56	2-15	@ CHI	2-5	L
57	2-18	@ MTL	4-7	L
58	2-19	TOR	4-2	W
59	2-22	CHI	4-2	W
60	2-26	MTL	1-3	L
61	3-1	BOS	3-1	W
62	3-2	@ CHI	1-7	L
63	3-4	@ TOR	4-5	L
64	3-5	DET	8-3	W
65	3-8	CHI	3-4	L
66	3-9	@ MTL	1-6	L
67	3-12	DET	7-3	W
68	3-14	@ DET	2-5	L
69	3-15	@ BOS	2-6	L
70	3-19	TOR	2-2	T

*Overtime

ALL-TIME RESULTS GAME-BY-GAME

1961-62

GAME	DATE	OPPONENT	SCORE	RESULT
1	10-11	@ BOS	6-2	W
2	10-12	BOS	6-3	W
3	10-14	@ MTL	1-3	L
4	10-15	TOR	2-1	W
5	10-18	MTL	2-5	L
6	10-19	@ CHI	4-2	W
7	10-21	@ DET	4-4	T
8	10-22	DET	4-5	L
9	10-25	CHI	1-1	T
10	10-28	@ TOR	1-5	L
11	10-29	TOR	4-2	W
12	10-31	@ CHI	4-2	W
13	11-2	@ DET	0-1	L
14	11-4	@ MTL	3-3	T
15	11-8	BOS	4-4	T
16	11-12	CHI	4-1	W
17	11-18	MTL	4-4	T
18	11-19	TOR	5-3	W
19	11-22	DET	4-0	W
20	11-23	@ BOS	4-3	W
21	11-25	@ TOR	0-6	L
22	11-26	MTL	2-2	T
23	12-2	@ BOS	1-3	L
24	12-3	BOS	3-1	W

1961-62 (CONT'D)

GAME	DATE	OPPONENT	SCORE	RESULT
25	12-6	CHI	3-8	L
26	12-7	@ DET	3-3	T
27	12-9	@ MTL	2-2	T
28	12-10	TOR	2-3	L
29	12-16	@ TOR	2-4	L
30	12-17	@ CHI	1-3	L
31	12-20	DET	6-1	W
32	12-23	CHI	7-3	W
33	12-25	@ DET	6-4	W
34	12-27	MTL	0-3	L
35	12-31	BOS	4-7	L
36	1-1	@ BOS	4-2	W
37	1-3	@ CHI	1-2	L
38	1-6	@ MTL	1-5	L
39	1-7	TOR	3-4	L
40	1-13	@ CHI	2-4	L
41	1-14	@ DET	1-2	L
42	1-17	@ TOR	2-4	L
43	1-21	@ CHI	1-3	L
44	1-24	DET	0-3	L
45	1-27	@ MTL	1-5	L
46	1-28	CHI	0-3	L
47	1-31	BOS	5-0	W
48	2-1	@ BOS	5-3	W

1961-62 (CONT'D)

GAME	DATE	OPPONENT	SCORE	RESULT
49	2-3	@ TOR	1-4	L
50	2-4	MTL	2-1	W
51	2-7	DET	2-2	T
52	2-10	CHI	2-1	W
53	2-11	@ BOS	5-3	W
54	2-14	@ CHI	3-4	L
55	2-15	@ DET	3-4	L
56	2-17	@ TOR	3-5	L
57	2-18	TOR	6-2	W
58	2-21	BOS	4-2	W
59	2-24	@ MTL	2-4	L
60	2-25	MTL	3-3	T
61	2-28	BOS	2-2	T
62	3-3	@ TOR	1-3	L
63	3-4	DET	2-4	L
64	3-6	@ DET	5-4	W
65	3-11	MTL	1-2	L
66	3-14	DET	3-2	W
67	3-17	@ MTL	0-2	L
68	3-18	TOR	2-2	T
69	3-22	@ BOS	4-3	W
70	3-25	CHI	4-1	W

1962-63

GAME	DATE	OPPONENT	SCORE	RESULT
1	10-11	DET	1-2	L
2	10-13	@ MTL	3-6	L
3	10-14	TOR	5-3	W
4	10-17	CHI	1-5	L
5	10-21	MTL	3-3	T
6	10-27	@ TOR	5-1	W
7	10-28	CHI	3-5	L
8	10-30	@ CHI	3-5	L
9	11-1	@ DET	0-4	L
10	11-3	@ MTL	3-3	T
11	11-4	@ BOS	4-3	W
12	11-7	TOR	1-5	L
13	11-10	@ TOR	3-5	L
14	11-11	DET	2-3	L
15	11-14	BOS	6-2	W
16	11-17	CHI	3-4	L
17	11-18	TOR	3-1	W
18	11-21	BOS	4-2	W
19	11-22	@ BOS	7-1	W
20	11-24	@ TOR	1-4	L
21	11-25	MTL	1-3	L
22	11-29	@ DET	5-0	W
23	12-2	@ CHI	1-5	L
24	12-5	DET	3-3	T

1962-63 (CONT'D)

GAME	DATE	OPPONENT	SCORE	RESULT
25	12-8	@ BOS	3-3	T
26	12-9	BOS	2-4	L
27	12-12	@ CHI	3-4	L
28	12-13	@ DET	2-3	L
29	12-15	@ MTL	4-2	W
30	12-16	DET	5-2	W
31	12-22	@ TOR	2-4	L
32	12-23	CHI	1-3	L
33	12-25	@ BOS	2-6	L
34	12-27	BOS	9-3	W
35	12-30	MTL	4-4	T
36	12-31	@ DET	1-1	T
37	1-2	TOR	3-2	W
38	1-5	@ MTL	2-2	T
39	1-6	MTL	0-6	L
40	1-12	@ CHI	1-3	L
41	1-13	@ DET	2-4	L
42	1-19	@ BOS	5-3	W
43	1-20	@ CHI	2-6	L
44	1-23	CHI	3-3	T
45	1-26	@ MTL	4-2	W
46	1-27	TOR	2-4	L
47	1-30	DET	1-6	L
48	2-2	@ TOR	2-2	T

1962-63 (CONT'D)

GAME	DATE	OPPONENT	SCORE	RESULT
49	2-3	BOS	4-6	L
50	2-6	MTL	6-3	W
51	2-9	CHI	3-3	T
52	2-10	@ CHI	2-4	L
53	2-12	@ BOS	3-6	L
54	2-16	@ TOR	2-4	L
55	2-17	TOR	4-1	W
56	2-20	BOS	3-3	T
57	2-23	@ MTL	3-6	L
58	2-24	DET	2-3	L
59	2-26	@ DET	4-3	W
60	2-28	@ CHI	6-1	W
61	3-2	@ TOR	3-4	L
62	3-3	DET	2-3	L
63	3-6	CHI	5-2	W
64	3-9	@ MTL	5-2	W
65	3-10	MTL	1-5	L
66	3-14	@ DET	4-9	L
67	3-17	TOR	1-2	L
68	3-20	BOS	5-1	W
69	3-21	@ BOS	2-2	T
70	3-24	MTL	5-0	W

1963-64

GAME	DATE	OPPONENT	SCORE	RESULT
1	10-9	@ CHI	1-3	L
2	10-12	@ MTL	2-6	L
3	10-16	DET	3-0	W
4	10-20	BOS	5-1	W
5	10-24	@ BOS	2-0	W
6	10-26	@ TOR	4-6	L
7	10-27	CHI	1-4	L
8	10-30	BOS	4-3	W
9	10-31	@ DET	1-4	L
10	11-3	MTL	3-5	L
11	11-5	@ CHI	2-3	L
12	11-7	@ DET	0-1	L
13	11-9	@ MTL	2-4	L
14	11-14	TOR	4-5	L
15	11-16	@ TOR	4-5	L
16	11-17	DET	5-2	W
17	11-20	BOS	1-1	T
18	11-24	TOR	3-3	T
19	11-27	DET	3-2	W
20	11-28	@ BOS	3-5	L
21	11-30	CHI	2-3	L
22	12-1	@ CHI	3-3	T
23	12-5	@ MTL	2-4	L
24	12-7	@ BOS	6-8	L

1963-64 (CONT'D)

GAME	DATE	OPPONENT	SCORE	RESULT
25	12-8	BOS	2-2	T
26	12-11	CHI	2-6	L
27	12-12	@ MTL	4-6	L
28	12-14	@ TOR	3-5	L
29	12-15	MTL	4-2	W
30	12-18	DET	1-1	T
31	12-22	TOR	1-1	T
32	12-25	@ DET	3-4	L
33	12-27	CHI	4-2	W
34	12-29	MTL	2-6	L
35	1-1	@ CHI	5-2	W
36	1-4	DET	5-2	W
37	1-5	TOR	3-2	W
38	1-9	@ BOS	5-3	W
39	1-12	@ DET	3-5	L
40	1-15	@ TOR	5-4	W
41	1-18	@ CHI	1-6	L
42	1-19	@ DET	3-1	W
43	1-22	BOS	6-4	W
44	1-23	@ MTL	2-4	L
45	1-25	@ TOR	1-1	T
46	1-26	DET	3-2	W
47	1-30	@ BOS	3-1	W
48	2-1	CHI	2-2	T

1963-64 (CONT'D)

GAME	DATE	OPPONENT	SCORE	RESULT
49	2-2	MTL	4-2	W
50	2-5	BOS	2-3	L
51	2-6	@ BOS	0-4	L
52	2-8	MTL	2-8	L
53	2-9	@ DET	2-4	L
54	2-12	@ CHI	2-5	L
55	2-16	TOR	4-2	W
56	2-19	CHI	2-7	L
57	2-22	@ TOR	2-5	L
58	2-23	TOR	3-4	L
59	2-27	@ BOS	4-2	W
60	2-29	@ MTL	0-4	L
61	3-1	DET	2-2	T
62	3-4	CHI	4-3	W
63	3-7	@ MTL	3-2	W
64	3-8	MTL	0-0	T
65	3-11	BOS	3-5	L
66	3-14	@ TOR	3-7	L
67	3-15	TOR	1-3	L
68	3-17	@ CHI	0-4	L
69	3-19	@ DET	3-9	L
70	3-22	MTL	1-2	L

*Overtime

ALL-TIME RESULTS GAME-BY-GAME

1964-65

GAME	DATE	OPPONENT	SCORE	RESULT
1	10-12	@ BOS	6-2	W
2	10-13	MTL	0-3	L
3	10-17	@ MTL	2-2	T
4	10-18	TOR	3-3	T
5	10-21	DET	0-1	L
6	10-24	@ TOR	1-1	T
7	10-25	CHI	2-5	L
8	10-28	BOS	3-1	W
9	11-1	MTL	3-1	W
10	11-3	@ CHI	1-2	L
11	11-5	@ DET	1-3	L
12	11-7	@ TOR	1-0	W
13	11-11	BOS	4-2	W
14	11-15	DET	2-6	L
15	11-17	@ DET	2-1	W
16	11-22	DET	3-3	T
17	11-25	TOR	6-3	W
18	11-26	@ BOS	1-6	L
19	11-28	@ TOR	4-1	W
20	11-29	MTL	2-5	L
21	12-2	CHI	3-3	T
22	12-5	@ BOS	3-3	T
23	12-6	@ CHI	4-1	W
24	12-9	CHI	1-6	L

1964-65 (CONT'D)

GAME	DATE	OPPONENT	SCORE	RESULT
25	12-12	@ MTL	1-7	L
26	12-13	TOR	3-3	T
27	12-16	DET	3-7	L
28	12-19	@ TOR	3-6	L
29	12-20	MTL	2-3	L
30	12-23	@ MTL	0-2	L
31	12-25	@ BOS	3-0	W
32	12-26	BOS	0-2	L
33	12-27	@ DET	1-3	L
34	12-29	CHI	2-4	L
35	1-1	@ CHI	1-2	L
36	1-3	TOR	3-3	T
37	1-6	BOS	5-2	W
38	1-9	@ MTL	6-5	W
39	1-10	TOR	0-6	L
40	1-14	@ BOS	2-5	L
41	1-16	@ CHI	6-3	W
42	1-17	@ DET	4-2	W
43	1-23	@ TOR	1-1	T
44	1-24	@ CHI	2-7	L
45	1-27	BOS	5-2	W
46	1-30	@ MTL	1-5	L
47	1-31	DET	1-4	L
48	2-3	CHI	1-4	L

1964-65 (CONT'D)

GAME	DATE	OPPONENT	SCORE	RESULT
49	2-6	@ BOS	2-3	L
50	2-7	BOS	8-3	W
51	2-13	CHI	0-3	L
52	2-14	@ DET	2-6	L
53	2-17	@ CHI	4-5	L
54	2-20	@ DET	2-3	L
55	2-21	MTL	2-2	T
56	2-24	@ MTL	1-6	L
57	2-27	@ TOR	4-3	W
58	2-28	TOR	6-2	W
59	3-3	BOS	1-6	L
60	3-4	@ BOS	4-3	W
61	3-6	@ MTL	1-2	L
62	3-7	DET	5-6	L
63	3-10	CHI	1-1	T
64	3-14	MTL	4-6	L
65	3-19	DET	6-6	T
66	3-20	@ TOR	1-4	L
67	3-21	TOR	1-10	L
68	3-23	@ CHI	3-2	W
69	3-25	@ DET	4-7	L
70	3-28	MTL	3-5	L

1965-66

GAME	DATE	OPPONENT	SCORE	RESULT
1	10-24	MTL	3-4	L
2	10-27	@ MTL	3-4	L
3	10-30	@ BOS	8-2	W
4	11-3	TOR	2-2	T
5	11-6	@ TOR	4-2	W
6	11-7	DET	3-2	W
7	11-10	BOS	2-2	T
8	11-11	@ DET	3-3	T
9	11-13	@ TOR	2-5	L
10	11-14	@ CHI	4-5	W
11	11-17	CHI	3-5	L
12	11-20	@ MTL	3-9	L
13	11-21	DET	3-3	T
14	11-24	BOS	4-1	W
15	11-25	@ BOS	2-6	L
16	11-27	CHI	0-1	L
17	11-28	TOR	2-4	L
18	12-1	TOR	2-2	T
19	12-4	@ MTL	3-4	L
20	12-5	CHI	2-6	L
21	12-8	@ CHI	2-2	T
22	12-9	@ DET	3-7	L
23	12-11	DET	2-4	L
24	12-12	TOR	1-1	T

1965-66 (CONT'D)

GAME	DATE	OPPONENT	SCORE	RESULT
25	12-18	@ TOR	4-8	L
26	12-19	MTL	3-2	W
27	12-22	@ CHI	3-4	L
28	12-23	@ DET	2-4	L
29	12-25	@ BOS	2-4	L
30	12-26	BOS	6-4	W
31	12-29	CHI	0-3	L
32	1-1	@ MTL	1-5	L
33	1-2	MTL	3-6	L
34	1-8	CHI	6-4	W
35	1-9	BOS	1-3	L
36	1-15	@ DET	4-4	T
37	1-16	@ CHI	6-5	W
38	1-19	@ TOR	2-6	L
39	1-22	@ BOS	3-5	L
40	1-23	@ DET	1-5	L
41	1-26	DET	4-3	W
42	1-29	@ MTL	2-6	L
43	1-30	TOR	8-4	W
44	2-2	@ CHI	3-4	L
45	2-5	@ BOS	3-5	L
46	2-6	MTL	0-4	L
47	2-9	@ TOR	0-3	L
48	2-10	@ DET	2-6	L

1965-66 (CONT'D)

GAME	DATE	OPPONENT	SCORE	RESULT
49	2-12	BOS	9-2	W
50	2-13	@ CHI	1-6	L
51	2-16	CHI	2-5	L
52	2-19	@ TOR	3-1	W
53	2-20	MTL	3-5	L
54	2-23	DET	5-0	W
55	2-26	@ MTL	3-4	L
56	2-27	TOR	2-2	T
57	3-2	BOS	5-3	W
58	3-3	@ BOS	5-4	W
59	3-6	DET	1-1	T
60	3-9	CHI	1-0	W
61	3-12	@ CHI	2-4	L
62	3-13	MTL	3-2	W
63	3-16	BOS	1-3	L
64	3-19	@ MTL	2-6	L
65	3-20	@ BOS	3-4	L
66	3-23	DET	1-2	L
67	3-27	TOR	1-5	L
68	3-31	@ DET	3-5	L
69	4-2	@ TOR	3-3	T
70	4-3	MTL	1-4	L

1966-67

GAME	DATE	OPPONENT	SCORE	RESULT
1	10-19	CHI	3-6	L
2	10-22	@ TOR	4-4	T
3	10-23	TOR	1-0	W
4	10-27	@ DET	3-5	L
5	10-29	@ MTL	0-3	L
6	11-3	@ BOS	7-1	W
7	11-5	@ TOR	1-3	L
8	11-6	TOR	3-3	T
9	11-8	@ CHI	1-3	L
10	11-9	BOS	3-3	T
11	11-12	@ MTL	6-3	W
12	11-13	DET	5-2	W
13	11-16	CHI	2-2	T
14	11-19	@ BOS	3-3	T
15	11-20	MTL	1-2	L
16	11-23	BOS	5-4	W
17	11-26	CHI	4-1	W
18	11-27	TOR	5-0	W
19	11-30	@ CHI	5-0	W
20	12-3	@ BOS	2-2	T
21	12-4	MTL	1-3	L
22	12-7	BOS	4-2	W
23	12-8	@ DET	4-2	W
24	12-11	MTL	4-2	W

1966-67 (CONT'D)

GAME	DATE	OPPONENT	SCORE	RESULT
25	12-14	DET	4-1	W
26	12-17	@ TOR	3-1	W
27	12-18	@ DET	0-5	L
28	12-21	BOS	5-1	W
29	12-24	@ MTL	4-3	W
30	12-25	@ CHI	1-0	W
31	12-27	CHI	2-3	L
32	12-29	DET	4-2	W
33	12-31	@ MTL	0-3	L
34	1-1	TOR	1-2	L
35	1-4	@ TOR	1-1	T
36	1-8	MTL	2-1	W
37	1-12	@ BOS	3-0	W
38	1-14	@ CHI	3-5	L
39	1-15	@ DET	2-0	W
40	1-21	@ BOS	2-6	L
41	1-22	@ DET	2-7	L
42	1-25	BOS	2-1	W
43	1-28	@ MTL	2-3	L
44	1-29	DET	2-4	L
45	2-4	@ BOS	4-3	W
46	2-5	TOR	4-1	W
47	2-8	BOS	1-2	L
48	2-11	@ DET	3-6	L

1966-67 (CONT'D)

GAME	DATE	OPPONENT	SCORE	RESULT
49	2-12	MTL	4-4	T
50	2-15	@ TOR	0-6	L
51	2-18	CHI	4-1	W
52	2-19	@ CHI	3-2	W
53	2-22	DET	1-0	W
54	2-25	@ MTL	5-0	W
55	2-26	TOR	2-4	L
56	3-1	@ CHI	1-6	L
57	3-4	@ BOS	4-4	T
58	3-5	MTL	0-2	L
59	3-8	DET	1-3	L
60	3-11	@ TOR	2-2	T
61	3-12	MTL	2-2	T
62	3-15	CHI	1-3	L
63	3-18	@ MTL	2-4	L
64	3-19	BOS	3-1	W
65	3-22	@ CHI	3-3	T
66	3-23	@ DET	1-4	L
67	3-26	TOR	4-0	W
68	3-29	DET	10-5	W
69	4-1	@ TOR	1-5	L
70	4-2	CHI	0-8	L

*Overtime

ALL-TIME RESULTS GAME-BY-GAME

1967-68					1967-68 (CONT'D)					1967-68 (CONT'D)				
GAME	DATE	OPPONENT	SCORE	RESULT	GAME	DATE	OPPONENT	SCORE	RESULT	GAME	DATE	OPPONENT	SCORE	RESULT
1	10-11	@ CHI	6-3	W	26	12-10	MTL	3-2	W	51	2-9	@ DET	3-2	W
2	10-15	@ DET	2-3	L	27	12-13	@ CHI	2-5	L	52	2-10	@ PIT	2-2	T
3	10-18	MTL	2-2	T	28	12-16	@ TOR	2-4	L	53	2-11	DET	3-3	T
4	10-21	@ TOR	5-3	W	29	12-17	STL	5-3	W	54	2-15	@ MIN	6-2	W
5	10-22	PIT	6-4	W	30	12-20	DET	2-0	W	55	2-17	@ TOR	3-2	W
6	10-25	CHI	2-2	T	31	12-23	BOS	0-4	L	56	2-18	PHI	3-1	W
7	10-26	@ MTL	1-1	T	32	12-25	@ PHI	3-1	W	57	2-21	MTL	2-7	L
8	10-29	TOR	3-2	W	33	12-27	MIN	3-3	T	58	2-24	@ MTL	6-1	W
9	10-31	@ LAK	6-1	W	34	12-30	CHI	3-3	T	59	2-25	TOR	3-1	W
10	11-1	@ OAK	2-0	W	35	12-31	TOR	4-0	W	60	2-29	@ DET	4-2	W
11	11-4	@ TOR	2-4	L	36	1-3	BOS	5-5	T	61	3-2	PHI	4-0	W
12	11-8	BOS	3-6	L	37	1-6	@ MTL	2-5	L	62	3-3	CHI	4-0	W
13	11-12	OAK	5-3	W	38	1-7	TOR	6-2	W	63	3-6	DET	6-1	W
14	11-16	@ PHI	2-3	L	39	1-10	@ CHI	3-3	T	64	3-9	@ MIN	1-1	T
15	11-18	@ BOS	1-3	L	40	1-13	@ STL	3-1	W	65	3-10	LAK	3-4	L
16	11-19	MIN	5-2	W	41	1-17	@ CHI	4-2	W	66	3-13	BOS	1-2	L
17	11-22	CHI	1-7	L	42	1-19	@ LAK	2-5	L	67	3-14	@ MTL	1-3	L
18	11-23	BOS	2-4	L	43	1-20	@ OAK	3-0	W	68	3-17	PIT	3-0	W
19	11-26	STL	1-0	W	44	1-21	BOS	2-1	W	69	3-20	@ CHI	5-3	W
20	11-29	DET	1-1	L	45	1-27	@ STL	3-4	L	70	3-23	@ TOR	1-3	L
21	12-2	@ PIT	4-1	W	46	1-28	OAK	4-2	W	71	3-24	TOR	4-2	W
22	12-3	LAK	4-2	W	47	1-31	CHI	2-3	L	72	3-28	@ BOS	5-4	W
23	12-6	DET	3-3	T	48	2-1	@ MTL	2-5	L	73	3-30	@ DET	3-1	W
24	12-7	@ BOS	1-3	L	49	2-3	@ BOS	3-3	T	74	3-31	MTL	4-2	W
25	12-9	@ DET	2-3	L	50	2-4	MTL	3-0	W					

1968-69					1968-69 (CONT'D)					1968-69 (CONT'D)				
GAME	DATE	OPPONENT	SCORE	RESULT	GAME	DATE	OPPONENT	SCORE	RESULT	GAME	DATE	OPPONENT	SCORE	RESULT
1	10-13	@ CHI	2-5	L	27	12-11	@ BOS	2-2	T	53	2-8	STL	2-0	W
2	10-16	PHI	3-1	W	28	12-14	@ MIN	1-4	L	54	2-9	PHI	3-3	T
3	10-17	@ DET	2-7	L	29	12-15	PHI	1-3	L	55	2-12	@ OAK	2-3	L
4	10-20	LAK	7-0	W	30	12-18	CHI	1-3	L	56	2-13	@ LAK	1-4	L
5	10-23	OAK	4-1	W	31	12-21	@ STL	2-2	T	57	2-15	@ TOR	2-6	L
6	10-26	@ MIN	3-0	W	32	12-22	MIN	4-2	W	58	2-16	TOR	4-2	W
7	10-27	TOR	3-5	L	33	12-25	@ PHI	2-2	T	59	2-19	DET	1-1	T
8	10-30	PIT	7-3	W	34	12-26	OAK	3-1	W	60	2-23	BOS	9-0	W
9	10-31	@ PHI	2-1	W	35	12-28	@ MTL	3-5	L	61	2-26	CHI	5-3	W
10	11-3	MIN	2-1	W	36	12-29	MTL	3-1	W	62	3-1	@ BOS	5-8	L
11	11-6	@ LAK	0-2	L	37	1-2	BOS	2-4	L	63	3-2	STL	2-1	W
12	11-8	@ OAK	3-2	W	38	1-4	@ TOR	3-5	L	64	3-5	@ CHI	4-4	T
13	11-10	@ CHI	4-2	W	39	1-5	MIN	5-1	W	65	3-6	@ DET	4-1	W
14	11-13	STL	1-3	L	40	1-9	@ PHI	3-1	W	66	3-8	@ PIT	5-3	W
15	11-16	@ PIT	2-1	W	41	1-11	@ DET	2-3	L	67	3-9	MTL	2-2	T
16	11-17	MTL	3-2	W	42	1-14	@ LAK	1-3	L	68	3-12	PIT	4-3	W
17	11-20	LAK	4-2	W	43	1-17	@ OAK	3-1	W	69	3-16	DET	6-4	W
18	11-23	@ BOS	1-5	L	44	1-18	@ STL	2-2	T	70	3-19	@ MIN	4-2	W
19	11-24	OAK	3-2	W	45	1-23	LAK	3-1	W	71	3-22	@ MTL	1-3	L
20	11-27	CHI	2-4	L	46	1-25	CHI	3-0	W	72	3-23	BOS	4-2	W
21	11-30	@ BOS	4-1	W	47	1-26	MTL	3-2	W	73	3-26	@ CHI	4-6	L
22	12-1	TOR	3-1	W	48	1-29	DET	2-0	W	74	3-27	@ BOS	3-3	T
23	12-4	MTL	4-2	W	49	1-30	@ STL	4-3	W	75	3-29	@ TOR	4-2	W
24	12-5	@ DET	2-4	L	50	2-1	@ MTL	2-6	L	76	3-30	TOR	4-0	W
25	12-7	TOR	2-5	L	51	2-2	PIT	7-3	W					
26	12-8	DET	2-5	L	52	2-5	@ PIT	2-3	L					

1969-70					1969-70 (CONT'D)					1969-70 (CONT'D)				
GAME	DATE	OPPONENT	SCORE	RESULT	GAME	DATE	OPPONENT	SCORE	RESULT	GAME	DATE	OPPONENT	SCORE	RESULT
1	10-12	@ BOS	1-2	L	27	12-11	@ BOS	1-2	L	53	2-15	MTL	2-0	W
2	10-15	MIN	4-3	W	28	12-13	@ MIN	5-2	W	54	2-18	PHI	3-3	T
3	10-18	@ MTL	3-7	L	29	12-14	TOR	1-3	L	55	2-19	@ DET	3-3	T
4	10-19	TOR	1-0	W	30	12-17	@ PHI	2-2	T	56	2-21	@ CHI	2-4	L
5	10-22	CHI	1-1	T	31	12-20	@ TOR	5-2	W	57	2-22	TOR	5-3	W
6	10-25	@ DET	4-1	W	32	12-21	OAK	3-1	W	58	2-25	STL	2-1	W
7	10-26	MTL	3-6	L	33	12-26	PIT	2-3	L	59	2-26	@ BOS	3-5	L
8	10-29	@ PIT	3-1	W	34	12-29	LAK	3-3	T	60	2-28	@ DET	3-3	T
9	10-30	@ PHI	3-3	T	35	12-31	CHI	2-1	W	61	3-1	CHI	1-3	L
10	11-1	@ TOR	3-2	W	36	1-3	@ MIN	3-3	T	62	3-4	DET	0-2	L
11	11-2	STL	6-4	W	37	1-4	OAK	5-2	W	63	3-6	@ STL	1-3	L
12	11-5	@ CHI	1-3	L	38	1-7	@ PIT	5-3	W	64	3-8	PIT	0-0	T
13	11-7	@ OAK	8-1	W	39	1-11	@ MTL	1-4	L	65	3-11	@ MTL	3-5	L
14	11-8	@ LAK	4-1	W	40	1-14	@ TOR	7-1	W	66	3-14	@ CHI	4-7	L
15	11-12	DET	4-2	W	41	1-15	@ PHI	4-4	T	67	3-15	MIN	2-4	L
16	11-15	@ BOS	6-5	W	42	1-17	@ MIN	3-1	W	68	3-18	@ PIT	2-0	W
17	11-16	STL	4-2	W	43	1-22	@ STL	3-4	L	69	3-19	@ PHI	2-2	T
18	11-19	@ CHI	1-1	T	44	1-24	BOS	8-1	W	70	3-22	TOR	2-5	L
19	11-22	@ STL	5-0	W	45	1-25	LAK	3-2	W	71	3-25	BOS	1-3	L
20	11-23	OAK	5-2	W	46	1-28	@ LAK	4-5	L	72	3-28	@ MTL	1-1	T
21	11-26	BOS	3-0	W	47	1-30	@ OAK	2-1	W	73	3-29	MTL	4-1	W
22	11-29	PHI	2-2	T	48	2-1	PIT	6-0	W	74	4-1	@ TOR	2-1	W
23	11-30	MIN	2-2	T	49	2-4	DET	5-1	W	75	4-4	@ DET	2-6	L
24	12-3	CHI	3-3	T	50	2-8	LAK	5-1	W	76	4-5	DET	9-5	W
25	12-7	MTL	6-3	W	51	2-11	@ LAK	6-2	W					
26	12-10	BOS	5-2	W	52	2-13	@ OAK	2-4	L					

*Overtime

ALL-TIME RESULTS GAME-BY-GAME

1970-71					1970-71 (CONT'D)					1970-71 (CONT'D)				
GAME	DATE	OPPONENT	SCORE	RESULT	GAME	DATE	OPPONENT	SCORE	RESULT	GAME	DATE	OPPONENT	SCORE	RESULT
1	10-10	@ STL	1-3	L	27	12-9	@ LAK	2-2	T	53	2-5	@ VAN	5-4	W
2	10-14	@ BUF	3-0	W	28	12-11	@ CAR	2-1	W	54	2-9	@ BOS	3-6	L
3	10-17	@ TOR	6-2	W	29	12-13	@ LAK	4-0	W	55	2-10	@ MIN	4-3	W
4	10-18	@ MTL	1-0	W	30	12-16	BUF	4-0	W	56	2-13	@ STL	1-2	L
5	10-21	TOR	3-2	W	31	12-19	@ MIN	5-3	W	57	2-14	STL	2-1	W
6	10-24	@ MIN	4-1	W	32	12-20	VAN	5-1	W	58	2-17	@ MTL	0-3	L
7	10-25	CGS	2-2	T	33	12-22	@ BUF	7-2	W	59	2-20	@ PIT	2-0	W
8	10-28	DET	4-1	W	34	12-23	PIT	6-1	W	60	2-21	DET	4-1	W
9	10-31	@ BOS	0-6	L	35	12-26	@ DET	4-7	L	61	2-24	PHI	4-2	W
10	11-1	CHI	5-2	W	36	12-27	STL	4-4	T	62	2-27	@ PIT	4-0	W
11	11-4	@ CGS	1-3	L	37	12-29	CGS	3-2	W	63	3-28	VAN	4-2	W
12	11-7	@ LAK	6-2	W	38	1-2	@ PIT	3-1	W	64	3-3	CGS	8-1	W
13	11-11	PIT	3-3	T	39	1-3	MTL	6-5	W	65	3-6	@ DET	2-2	T
14	11-14	@ CHI	1-2	L	40	1-9	@ MIN	1-0	W	66	3-7	LAK	4-2	W
15	11-15	TOR	4-2	W	41	1-10	@ STL	4-2	W	67	3-10	@ CHI	4-2	W
16	11-18	@ LAK	5-3	W	42	1-12	@ VAN	4-2	W	68	3-12	PHI	7-2	W
17	11-21	@ MTL	5-0	W	43	1-15	@ CGS	1-3	L	69	3-14	TOR	1-0	L
18	11-22	MIN	2-4	W	44	1-17	@ CHI	3-4	L	70	3-18	PHI	1-2	W
19	11-25	@ TOR	1-3	L	45	1-20	PHI	3-3	T	71	3-18	@ TOR	1-3	L
20	11-26	@ BUF	2-2	T	46	1-21	BUF	5-5	T	72	3-20	MTL	2-6	L
21	11-28	BOS	3-3	T	47	1-24	MIN	6-2	W	73	3-23	BUF	7-2	W
22	11-29	PIT	6-2	W	48	1-27	BOS	2-2	T	74	3-27	@ BOS	6-3	W
23	12-2	STL	4-2	W	49	1-30	@ PHI	2-5	L	75	3-28	BOS	2-1	W
24	12-5	@ TOR	1-0	W	50	1-31	LAK	2-2	T	76	3-31	CHI	4-2	W
25	12-6	VAN	4-1	W	51	2-3	CHI	2-4	L	77	4-3	@ MTL	2-7	L
26	12-8	@ VAN	1-4	L	52	2-4	@ DET	1-0	W	78	4-4	DET	6-0	W

1971-72					1971-72 (CONT'D)					1971-72 (CONT'D)				
GAME	DATE	OPPONENT	SCORE	RESULT	GAME	DATE	OPPONENT	SCORE	RESULT	GAME	DATE	OPPONENT	SCORE	RESULT
1	10-9	@ MTL	4-4	T	27	12-9	@ PHI	5-0	W	53	2-9	CHI	4-1	W
2	10-10	@ BOS	4-1	W	28	12-12	PIT	6-1	W	54	2-12	@ PIT	8-3	W
3	10-13	BOS	1-6	L	29	12-15	PHI	6-2	W	55	2-13	LAK	4-2	W
4	10-16	@ TOR	5-3	W	30	12-16	@ BOS	1-8	L	56	2-18	@ VAN	5-1	W
5	10-17	MTL	3-4	W	31	12-19	STL	5-2	W	57	2-18	@ LAK	6-1	W
6	10-20	CHI	9-1	W	32	12-19	MIN	1-1	T	58	2-15	@ CGS	2-2	T
7	10-23	@ STL	4-3	W	33	12-22	PIT	4-2	W	59	2-20	DET	4-3	W
8	10-24	PIT	1-1	T	34	12-25	@ MIN	2-1	W	60	2-22	@ MTL	7-3	W
9	10-27	DET	7-4	W	35	12-26	MTL	5-1	W	61	2-23	PHI	4-3	W
10	10-30	@ PIT	1-1	T	36	12-29	PHI	5-1	W	62	2-27	STL	2-0	W
11	10-31	TOR	3-3	T	37	1-2	BOS	1-4	L	63	3-1	CGS	4-1	W
12	11-3	@ LAK	7-1	W	38	1-5	STL	9-1	W	64	3-2	@ BUF	4-3	W
13	11-5	@ CGS	8-1	W	39	1-9	LAK	8-0	W	65	3-5	VAN	6-1	W
14	11-6	@ VAN	3-1	W	40	1-12	@ CHI	5-5	T	66	3-8	CHI	3-3	T
15	11-10	LAK	7-1	W	41	1-13	@ BUF	5-2	W	67	3-11	@ DET	4-2	W
16	11-13	BUF	5-2	W	42	1-15	@ TOR	3-4	L	68	3-12	CAR	3-7	L
17	11-14	VAN	6-1	W	43	1-19	@ LAK	5-1	W	69	3-15	@ CHI	1-3	L
18	11-20	@ MIN	1-4	L	44	1-21	@ CGS	5-0	W	70	3-16	@ DET	2-1	W
19	11-21	CGS	12-1	W	45	1-22	@ VAN	2-5	L	71	3-18	@ PHI	5-3	W
20	11-24	STL	8-3	W	46	1-26	BUF	5-1	W	72	3-19	TOR	5-3	W
21	11-27	@ DET	1-3	L	47	1-29	@ MIN	2-4	L	73	3-23	@ BOS	1-4	L
22	11-28	@ PHI	4-2	W	48	1-30	MIN	1-1	T	74	3-25	MTL	3-3	T
23	12-1	BUF	7-2	W	49	2-2	BOS	0-2	L	75	3-26	MIN	0-15	L
24	12-4	@ PIT	2-4	L	50	2-5	@ BUF	4-2	W	76	3-29	DET	2-2	T
25	12-5	VAN	6-5	W	51	2-5	@ STL	5-6	L	77	4-1	@ TOR	1-2	L
26	12-8	@ CHI	2-2	T	52	2-6	TOR	2-2	T	78	4-2	MTL	5-6	L

1972-73					1972-73 (CONT'D)					1972-73 (CONT'D)				
GAME	DATE	OPPONENT	SCORE	RESULT	GAME	DATE	OPPONENT	SCORE	RESULT	GAME	DATE	OPPONENT	SCORE	RESULT
1	10-7	@ DET	3-5	L	27	12-6	BUF	2-3	L	53	2-4	ATL	6-0	W
2	10-8	@ CHI	1-5	L	28	12-9	@ NYI	4-1	W	54	2-7	NYI	6-0	W
3	10-11	VAN	5-3	W	29	12-10	NYI	4-1	W	55	2-10	@ NYI	6-0	W
4	10-14	@ MTL	1-6	L	30	12-13	@ TOR	4-3	W	56	2-11	MTL	2-2	T
5	10-15	MIN	6-2	W	31	12-14	@ BOS	2-4	L	57	2-14	@ MTL	3-6	L
6	10-18	BOS	7-1	W	32	12-16	@ MIN	1-5	L	58	2-15	@ BUF	1-4	L
7	10-21	@ NYI	2-1	W	33	12-17	PIT	9-1	W	59	2-18	NYI	3-2	W
8	10-22	MTL	1-1	T	34	12-20	@ STL	5-4	W	60	2-21	@ LAK	4-3	W
9	10-25	PHI	6-1	W	35	12-21	ATL	2-5	L	61	2-23	@ CGS	3-5	L
10	10-29	CHI	7-1	W	36	12-24	DET	5-0	W	62	2-25	MIN	6-5	W
11	11-1	@ PIT	3-2	W	37	12-27	BUF	1-4	L	63	2-28	CHI	3-3	T
12	11-4	@ CHI	4-6	L	38	12-31	STL	6-1	W	64	3-3	@ DET	6-3	W
13	11-5	@ PHI	3-2	W	39	1-3	LAK	3-0	W	65	3-4	VAN	3-4	L
14	11-8	VAN	5-2	W	40	1-6	BUF	1-4	L	66	3-7	PHI	2-2	T
15	11-11	CGS	7-2	W	41	1-7	PIT	3-0	W	67	3-10	@ PIT	5-4	W
16	11-12	LAK	5-1	W	42	1-11	@ BUF	4-2	W	68	3-11	TOR	4-2	W
17	11-15	PHI	7-3	W	43	1-13	@ STL	5-3	W	69	3-14	@ CHI	2-4	L
18	11-18	@ STL	3-1	W	44	1-14	@ PHI	5-2	W	70	3-17	@ TOR	5-7	L
19	11-19	PIT	3-5	L	45	1-17	@ LAK	4-4	T	71	3-18	STL	3-1	W
20	11-21	@ ATL	3-1	W	46	1-19	@ CGS	6-0	W	72	3-20	@ MIN	6-1	W
21	11-23	@ BUF	3-5	L	47	1-20	@ VAN	4-3	W	73	3-22	@ ATL	4-1	W
22	11-26	TOR	7-4	W	48	1-24	BOS	4-2	W	74	3-24	@ BOS	0-3	L
23	11-28	@ VAN	1-2	L	49	1-27	@ DET	6-3	W	75	3-25	MIN	1-2	L
24	11-29	@ LAK	2-2	T	50	1-28	TOR	5-2	W	76	3-28	BOS	3-6	L
25	12-1	@ CGS	3-3	T	51	1-31	CGS	3-1	W	77	3-31	@ MTL	1-5	L
26	12-3	ATL	3-2	W	52	2-3	@ BOS	7-3	W	78	4-1	DET	3-3	T

*Overtime

ALL-TIME RESULTS GAME-BY-GAME

1973-74					1973-74 (CONT'D)					1973-74 (CONT'D)				
GAME	DATE	OPPONENT	SCORE	RESULT	GAME	DATE	OPPONENT	SCORE	RESULT	GAME	DATE	OPPONENT	SCORE	RESULT
1	10-10	DET	4-1	W	27	12-3	@ BUF	4-8	L	53	2-9	@ MTL	2-7	L
2	10-13	@ PIT	8-2	W	28	12-9	CGS	6-3	W	54	2-10	STL	4-2	W
3	10-14	LAK	1-1	T	29	12-12	BUF	1-1	T	55	2-14	@ PHI	4-4	T
4	10-17	STL	4-0	W	30	12-15	@ TOR	2-2	T	56	2-16	@ VAN	9-4	W
5	10-20	@ TOR	2-3	L	31	12-16	CHI	1-6	L	57	2-21	@ LAK	5-3	W
6	10-21	MTL	2-3	L	32	12-20	DET	5-2	W	58	2-22	@ CGS	4-3	W
7	10-27	@ NYI	2-3	L	33	12-22	@ PIT	4-1	W	59	2-24	PHI	3-2	W
8	10-28	PIT	2-7	L	34	12-23	@ ATL	1-3	L	60	2-27	VAN	4-2	W
9	10-30	@ VAN	3-3	T	35	12-26	PHI	2-1	W	61	3-2	@ MIN	3-1	W
10	11-1	@ LAK	1-2	L	36	12-29	@ MTL	1-7	L	62	3-3	CGS	8-2	W
11	11-4	@ CHI	1-4	L	37	12-30	MIN	4-3	W	63	3-6	MTL	9-2	W
12	11-7	BOS	7-3	W	38	1-3	@ PHI	2-4	L	64	3-9	@ MTL	2-4	L
13	11-9	@ ATL	3-3	T	39	1-4	BOS	2-4	L	65	3-10	NYI	4-2	W
14	11-11	NYI	5-2	W	40	1-6	ATL	5-2	W	66	3-14	CHI	2-5	L
15	11-14	CHI	4-4	T	41	1-10	@ BUF	2-7	L	67	3-16	@ NYI	3-1	W
16	11-15	@ BOS	2-10	L	42	1-12	@ VAN	6-1	W	68	3-17	@ BOS	2-5	L
17	11-17	@ MIN	6-3	W	43	1-13	@ CGS	7-2	W	69	3-20	VAN	5-7	L
18	11-18	PIT	7-0	W	44	1-16	@ DET	4-4	T	70	3-21	@ ATL	5-5	T
19	11-21	CGS	3-0	W	45	1-17	@ STL	2-3	L	71	3-23	@ DET	3-5	L
20	11-22	@ BUF	5-1	W	46	1-19	@ CHI	3-2	W	72	3-24	BUF	5-3	W
21	11-24	LAK	5-5	T	47	1-23	ATL	4-1	W	73	3-27	BOS	2-3	L
22	11-25	VAN	5-0	W	48	1-27	LAK	5-3	W	74	3-30	@ TOR	3-7	L
23	11-29	@ PHI	2-2	T	49	1-30	@ PIT	4-2	W	75	3-31	TOR	3-3	T
24	12-1	@ STL	4-4	T	50	2-2	@ MIN	3-1	W	76	4-3	DET	5-3	W
25	12-2	TOR	6-4	W	51	2-3	MIN	5-5	T	77	4-6	@ DET	3-8	L
26	12-5	STL	5-1	W	52	2-6	NYI	6-0	W	78	4-7	MTL	6-4	W

1974-75					1974-75 (CONT'D)					1974-75 (CONT'D)				
GAME	DATE	OPPONENT	SCORE	RESULT	GAME	DATE	OPPONENT	SCORE	RESULT	GAME	DATE	OPPONENT	SCORE	RESULT
1	10-9	WSH	6-3	W	28	12-14	@ STL	2-6	L	55	2-9	WSH	7-3	W
2	10-12	@ TOR	3-7	L	29	12-15	LAK	3-3	T	56	2-11	@ WSH	4-7	L
3	10-16	CGS	5-5	T	30	12-18	MIN	7-0	W	57	2-15	@ MIN	9-2	W
4	10-19	@ NYI	4-2	W	31	12-19	@ BOS	3-11	L	58	2-16	TOR	5-5	T
5	10-20	VAN	0-1	L	32	12-22	ATL	3-4	L	59	2-18	@ KC	2-2	T
6	10-23	STL	5-1	W	33	12-27	BUF	9-5	W	60	2-19	CHI	2-2	T
7	10-26	@ PIT	5-4	W	34	12-29	KC	2-1	W	61	2-22	@ TOR	2-5	L
8	10-27	ATL	4-1	W	35	12-30	@ MIN	8-1	W	62	2-23	PHI	2-1	W
9	10-30	NYI	1-1	T	36	1-1	CHI	6-2	W	63	2-26	STL	5-1	W
10	10-31	@ PHI	1-5	L	37	1-4	@ NYI	5-3	W	64	3-2	PIT	6-8	L
11	11-3	BUF	3-4	L	38	1-5	VAN	6-2	W	65	3-5	BUF	3-6	L
12	11-5	@ VAN	1-2	L	39	1-8	@ KC	6-1	W	66	3-7	@ KC	5-2	W
13	11-6	@ CGS	7-3	W	40	1-11	@ STL	5-3	W	67	3-9	MTL	3-5	L
14	11-9	@ LAK	2-2	T	41	1-12	@ CHI	2-4	L	68	3-11	@ BOS	3-6	L
15	11-13	PHI	2-3	L	42	1-15	@ MIN	5-3	W	69	3-12	NYI	5-3	W
16	11-16	@ MTL	4-4	T	43	1-17	@ CGS	4-4	T	70	3-14	@ ATL	0-1	L
17	11-17	CGS	10-0	W	44	1-18	@ VAN	3-2	W	71	3-19	VAN	3-0	W
18	11-20	@ DET	5-4	W	45	1-23	ATL	5-2	W	72	3-20	@ BUF	3-6	L
19	11-23	BOS	2-5	L	46	1-25	@ PIT	2-5	L	73	3-22	@ DET	4-7	L
20	11-24	PIT	7-5	W	47	1-26	LAK	3-2	W	74	3-23	BOS	7-5	W
21	11-27	ATL	4-1	W	48	1-28	@ LAK	2-5	L	75	3-26	MIN	2-4	L
22	11-29	@ STL	2-3	L	49	1-30	@ BUF	3-6	L	76	3-29	@ NYI	4-6	L
23	12-1	STL	4-4	T	50	2-1	@ CHI	4-1	W	77	3-30	KC	8-2	W
24	12-4	DET	4-2	W	51	2-2	DET	5-5	T	78	4-3	@ PHI	1-1	T
25	12-7	@ CHI	7-4	W	52	2-5	PHI	3-4	L	79	4-4	@ ATL	3-2	W
26	12-8	MTL	3-3	T	53	2-6	@ PHI	3-1	W	80	4-6	NYI	4-6	L
27	12-12	@ WSH	6-6	T	54	2-8	@ MTL	1-7	L					

1975-76					1975-76 (CONT'D)					1975-76 (CONT'D)				
GAME	DATE	OPPONENT	SCORE	RESULT	GAME	DATE	OPPONENT	SCORE	RESULT	GAME	DATE	OPPONENT	SCORE	RESULT
1	10-8	CHI	2-2	T	28	12-7	WSH	5-2	W	55	2-12	@ PHI	1-6	L
2	10-10	@ ATL	2-1	W	29	12-10	BUF	2-2	T	56	2-13	PHI	3-5	L
3	10-12	LAK	4-6	L	30	12-11	@ BOS	5-1	W	57	2-15	KC	5-1	W
4	10-15	ATL	3-1	L	31	12-13	@ DET	5-2	W	58	2-17	@ NYI	3-1	W
5	10-18	@ TOR	1-4	L	32	12-14	TOR	1-6	L	59	2-18	WSH	11-4	W
6	10-19	VAN	9-1	W	33	12-17	NYI	0-3	L	60	2-20	@ MTL	3-5	L
7	10-22	@ BUF	1-9	L	34	12-19	ATL	3-8	L	61	2-22	BOS	2-5	L
8	10-25	@ NYI	1-7	L	35	12-21	MIN	2-0	W	62	2-25	CGS	4-6	L
9	10-26	PHI	2-7	L	36	12-23	PIT	4-3	W	63	2-28	@ MIN	3-5	L
10	10-29	STL	3-1	W	37	12-31	ATL	1-8	L	64	2-29	MTL	1-1	T
11	11-1	@ MTL	0-4	L	38	1-4	TOR	6-8	L	65	3-3	VAN	3-3	T
12	11-2	DET	4-6	L	39	1-6	@ STL	2-5	L	66	3-5	@ ATL	3-8	L
13	11-4	@ VAN	4-2	W	40	1-10	@ KC	8-4	W	67	3-7	ATL	6-6	T
14	11-7	@ CGS	5-7	L	41	1-11	@ CHI	6-2	W	68	3-11	@ LAK	3-4	L
15	11-8	@ LAK	1-3	L	42	1-14	@ VAN	1-5	L	69	3-13	@ VAN	7-3	W
16	11-11	@ STL	3-5	L	43	1-16	@ CGS	0-7	L	70	3-16	@ WSH	2-5	L
17	11-12	CHI	4-4	T	44	1-18	@ PIT	3-8	L	71	3-17	MIN	3-1	W
18	11-15	@ MIN	5-2	W	45	1-21	CHI	3-3	T	72	3-20	@ BOS	1-8	L
19	11-16	DET	3-0	W	46	1-23	@ WSH	5-7	L	73	3-21	PIT	2-4	L
20	11-19	KC	4-6	L	47	1-25	LAK	1-4	L	74	3-24	@ BUF	3-7	L
21	11-22	@ PHI	2-4	L	48	1-28	BUF	3-3	T	75	3-25	@ PHI	1-4	L
22	11-23	CGS	3-2	W	49	1-29	@ STL	6-3	W	76	3-27	@ CHI	6-5	W
23	11-26	BOS	4-6	L	50	1-31	@ TOR	4-6	L	77	3-28	KC	4-2	W
24	11-29	@ PIT	3-8	L	51	2-1	MIN	3-2	W	78	3-31	NYI	3-1	W
25	11-30	STL	5-2	W	52	2-4	NYI	5-6	L	79	4-3	@ NYI	2-10	L
26	12-4	@ BUF	6-6	T	53	2-7	@ DET	5-4	W	80	4-4	PHI	2-0	W
27	12-5	@ KC	3-2	W	54	2-8	MTL	0-3	L					

*Overtime

ALL-TIME RESULTS GAME-BY-GAME

1976-77

GAME	DATE	OPPONENT	SCORE	RESULT
1	10-8	MIN	6-5	W
2	10-8	@ COL	5-3	W
3	10-9	@ STL	1-2	L
4	10-12	@ MIN	10-4	W
5	10-13	BOS	1-5	L
6	10-16	@ MTL	4-7	L
7	10-17	COL	4-3	W
8	10-20	LAK	2-4	L
9	10-24	VAN	4-5	L
10	10-26	@ CLE	5-2	W
11	10-27	BOS	3-4	L
12	10-30	@ PIT	2-2	T
13	10-31	DET	5-6	L
14	11-3	@ VAN	6-1	W
15	11-6	@ LAK	3-3	T
16	11-10	WSH	5-7	L
17	11-13	BUF	2-6	L
18	11-14	PIT	1-5	L
19	11-17	CHI	3-2	W
20	11-20	@ STL	1-3	L
21	11-22	@ VAN	3-2	W
22	11-24	@ PHI	2-2	T
23	11-27	@ DET	5-0	W
24	11-28	MIN	4-1	W
25	11-30	@ ATL	2-2	T
26	12-1	WSH	4-1	W
27	12-4	@ MIN	11-4	W

1976-77 (CONT'D)

GAME	DATE	OPPONENT	SCORE	RESULT
28	12-5	TOR	5-5	T
29	12-9	STL	4-4	T
30	12-11	@ TOR	1-4	L
31	12-12	MTL	5-2	W
32	12-14	@ NYI	4-4	T
33	12-16	@ BUF	2-7	L
34	12-18	@ CHI	3-3	T
35	12-19	CLE	3-2	W
36	12-22	PHI	3-3	T
37	12-23	@ BOS	3-3	T
38	12-26	NYI	1-2	L
39	12-28	@ WSH	5-2	W
40	12-31	ATL	2-4	L
41	1-2	VAN	5-3	W
42	1-5	PHI	4-4	T
43	1-7	@ COL	4-4	T
44	1-9	LAK	4-5	L
45	1-12	@ ATL	1-6	L
46	1-13	@ BUF	5-7	L
47	1-16	CHI	5-2	W
48	1-19	@ CLE	3-3	T
49	1-22	@ LAK	0-6	L
50	1-23	@ VAN	2-6	L
51	1-27	PIT	0-3	L
52	1-30	STL	5-2	W
53	2-1	@ COL	2-5	L
54	2-3	@ NYI	3-6	L

1976-77 (CONT'D)

GAME	DATE	OPPONENT	SCORE	RESULT
55	2-5	NYI	4-0	W
56	2-9	BUF	1-2	L
57	2-10	@ DET	5-4	W
58	2-13	TOR	8-3	W
59	2-17	@ PHI	1-7	L
60	2-19	@ NYI	2-5	L
61	2-20	DET	3-2	W
62	2-23	@ TOR	5-4	W
63	2-26	@ CHI	1-2	L
64	2-27	MTL	1-8	L
65	3-3	BOS	1-4	L
66	3-5	@ MTL	2-7	L
67	3-6	CLE	4-3	W
68	3-9	MIN	6-4	W
69	3-10	@ BOS	3-10	L
70	3-12	@ ATL	3-6	L
71	3-13	ATL	3-5	L
72	3-16	PHI	4-4	T
73	3-19	@ PIT	5-2	W
74	3-20	STL	5-3	W
75	3-23	COL	5-3	W
76	3-25	@ WSH	2-7	L
77	3-27	CHI	3-5	L
78	3-30	ATL	4-3	W
79	4-2	@ PHI	1-4	L
80	4-3	NYI	2-5	L

1977-78

GAME	DATE	OPPONENT	SCORE	RESULT
1	10-12	VAN	6-3	W
2	10-15	@ MTL	0-5	L
3	10-16	NYI	4-2	W
4	10-19	PIT	3-3	T
5	10-22	@ NYI	2-7	L
6	10-23	MTL	2-6	L
7	10-25	CLE	5-0	W
8	10-26	STL	6-2	W
9	10-29	@ ATL	3-4	L
10	10-30	LAK	3-5	L
11	11-2	@ COL	2-6	L
12	11-4	@ VAN	5-1	W
13	11-5	@ LAK	1-3	L
14	11-9	BUF	8-4	W
15	11-12	@ DET	1-3	L
16	11-13	ATL	2-5	L
17	11-16	CHI	5-2	W
18	11-19	@ PIT	5-5	T
19	11-20	VAN	0-3	L
20	11-23	COL	3-3	W
21	11-26	@ BOS	2-3	L
22	11-27	@ BUF	4-0	W
23	11-30	@ STL	4-0	W
24	12-3	MIN	4-0	W
25	12-4	MIN	4-4	T
26	12-7	PHI	3-3	T
27	12-8	@ PHI	4-7	L

1977-78 (CONT'D)

GAME	DATE	OPPONENT	SCORE	RESULT
28	12-11	BOS	2-8	L
29	12-14	@ CHI	2-2	T
30	12-15	@ DET	5-5	T
31	12-17	@ CLE	2-4	L
32	12-18	DET	6-2	W
33	12-21	WSH	5-5	T
34	12-23	CLE	5-4	W
35	12-28	PHI	3-4	L
36	12-30	@ WSH	3-3	T
37	12-31	BUF	2-2	T
38	1-4	@ MIN	5-3	W
39	1-7	@ COL	1-3	L
40	1-9	PIT	3-5	L
41	1-10	@ BOS	3-2	W
42	1-14	@ PHI	1-4	L
43	1-17	@ VAN	5-4	W
44	1-18	@ LAK	3-0	W
45	1-20	@ ATL	3-5	L
46	1-22	@ PIT	1-3	L
47	1-25	TOR	3-4	L
48	1-28	@ NYI	2-6	L
49	1-29	LAK	1-4	L
50	2-1	NYI	6-7	L
51	2-4	STL	2-2	T
52	2-5	COL	6-3	W
53	2-8	MIN	3-0	W
54	2-9	@ BUF	0-2	L

1977-78 (CONT'D)

GAME	DATE	OPPONENT	SCORE	RESULT
55	2-11	@ TOR	2-3	L
56	2-12	MTL	3-5	L
57	2-15	VAN	6-3	W
58	2-19	COL	4-4	T
59	2-22	@ CHI	2-3	L
60	2-23	CHI	6-2	W
61	2-25	@ MTL	6-3	W
62	2-27	ATL	3-5	L
63	3-1	DET	3-2	W
64	3-5	TOR	1-4	L
65	3-8	CLE	6-1	W
66	3-12	WSH	8-2	W
67	3-15	PHI	2-2	T
68	3-18	BOS	3-6	L
69	3-19	@ MIN	7-7	T
70	3-22	@ STL	6-1	W
71	3-24	@ WSH	11-4	W
72	3-25	@ TOR	5-2	W
73	3-27	STL	5-2	W
74	3-29	NYI	5-1	W
75	4-1	@ ATL	0-6	L
76	4-2	@ BOS	3-8	L
77	4-5	@ ATL	2-4	L
78	4-6	@ PHI	0-7	L
79	4-8	@ NYI	2-3	L
80	4-9	CHI	3-2	W

1978-79

GAME	DATE	OPPONENT	SCORE	RESULT
1	10-12	PHI	3-3	T
2	10-15	COL	4-1	W
3	10-18	DET	3-3	T
4	10-19	@ DET	2-2	T
5	10-21	@ NYI	3-5	L
6	10-22	TOR	5-2	W
7	10-25	VAN	6-2	W
8	10-28	@ MTL	2-1	W
9	10-29	PIT	3-2	W
10	11-2	@ COL	3-0	W
11	11-4	@ LAK	7-3	W
12	11-5	@ VAN	5-2	W
13	11-8	MIN	3-5	L
14	11-11	@ PIT	2-1	W
15	11-12	NYI	3-5	L
16	11-15	CHI	8-1	W
17	11-18	@ MIN	7-2	W
18	11-19	ATL	1-3	W
19	11-22	TOR	3-3	T
20	11-26	WSH	9-4	W
21	11-29	@ ATL	5-3	W
22	12-2	@ TOR	2-5	L
23	12-3	BOS	2-3	L
24	12-6	STL	7-4	W
25	12-7	@ PHI	5-2	W
26	12-9	@ DET	4-5	L
27	12-10	PHI	0-4	L

1978-79 (CONT'D)

GAME	DATE	OPPONENT	SCORE	RESULT
28	12-13	LAK	8-7	W
29	12-16	@ BOS	1-4	L
30	12-17	BOS	1-4	L
31	12-20	BUF	6-3	W
32	12-22	DET	4-2	W
33	12-23	@ NYI	4-9	L
34	12-26	@ ATL	5-3	W
35	12-28	@ PHI	5-6	L
36	12-30	@ CHI	5-4	W
37	12-31	ATL	5-6	L
38	1-3	MTL	6-2	W
39	1-5	VAN	6-4	W
40	1-9	@ STL	5-3	W
41	1-10	@ COL	5-3	W
42	1-14	@ ATL	6-4	W
43	1-15	MIN	1-8	L
44	1-17	NYI	5-3	W
45	1-20	@ STL	2-3	L
46	1-21	PHI	5-5	T
47	1-24	@ WSH	1-5	L
48	1-25	@ BUF	5-4	W
49	1-27	@ NYI	7-2	W
50	1-30	@ VAN	5-3	W
51	1-31	@ COL	4-5	L
52	2-3	@ LAK	2-4	L
53	2-14	BOS	5-1	W
54	2-15	@ BUF	3-4	L

1978-79 (CONT'D)

GAME	DATE	OPPONENT	SCORE	RESULT
55	2-17	@ PHI	4-2	W
56	2-18	WSH	6-6	T
57	2-21	STL	7-3	W
58	2-24	@ TOR	4-2	W
59	2-25	NYI	3-2	W
60	2-27	@ STL	1-4	L
61	2-28	@ MIN	4-4	T
62	3-3	BUF	2-2	T
63	3-4	TOR	2-4	L
64	3-7	COL	5-3	W
65	3-10	@ MTL	6-3	W
66	3-11	CHI	5-2	W
67	3-14	ATL	4-6	L
68	3-15	@ BOS	7-4	W
69	3-17	@ NYI	2-5	L
70	3-18	PIT	1-5	L
71	3-20	@ WSH	2-2	T
72	3-21	@ CHI	7-6	W
73	3-25	MTL	0-1	L
74	3-27	PHI	4-4	T
75	3-28	@ PIT	1-7	L
76	4-1	@ PHI	3-7	L
77	4-2	LAK	5-4	W
78	4-4	ATL	3-3	T
79	4-6	@ ATL	2-9	L
80	4-8	NYI	2-5	L

ALL-TIME RESULTS GAME-BY-GAME

1979-80					1979-80 (CONT'D)					1979-80 (CONT'D)				
GAME	DATE	OPPONENT	SCORE	RESULT	GAME	DATE	OPPONENT	SCORE	RESULT	GAME	DATE	OPPONENT	SCORE	RESULT
1	10-10	@ TOR	6-3	W	28	12-7	@ HFD	7-4	W	55	2-10	QUE	3-1	W
2	10-14	WSH	3-5	L	29	12-9	NYI	5-4	W	56	2-13	@ CHI	1-3	L
3	10-18	VAN	6-3	W	30	12-11	@ DET	2-1	W	57	2-17	TOR	4-6	L
4	10-20	@ MTL	4-5	L	31	12-12	@ CHI	5-2	W	58	2-18	@ HFD	4-6	L
5	10-21	PIT	6-3	W	32	12-15	@ WSH	4-5	L	59	2-20	EDM	4-1	W
6	10-24	EDM	10-2	W	33	12-16	PHI	1-1	T	60	2-23	@ MIN	3-6	L
7	10-25	@ PHI	2-5	L	34	12-19	VAN	5-3	W	61	2-24	NYI	8-2	W
8	10-27	@ MIN	2-7	L	35	12-22	@ PIT	4-3	W	62	2-27	LAK	5-4	W
9	10-28	HFD	2-2	T	36	12-23	BOS	3-4	L	63	2-28	@ BOS	5-2	W
10	11-1	@ LAK	2-4	L	37	12-30	WSH	5-2	W	64	3-2	BOS	5-1	W
11	11-3	@ COL	2-7	L	38	1-2	@ QUE	3-3	T	65	3-5	BUF	4-2	W
12	11-4	@ VAN	4-2	W	39	1-4	PHI	3-5	L	66	3-8	@ MTL	2-5	L
13	11-7	LAK	8-4	W	40	1-6	ATL	5-5	T	67	3-9	MIN	4-2	W
14	11-10	QUE	5-4	W	41	1-7	HFD	5-2	W	68	3-12	COL	6-0	W
15	11-11	PIT	1-4	L	42	1-9	@ DET	0-4	L	69	3-15	@ TOR	8-4	W
16	11-13	@ NYI	5-10	L	43	1-11	@ EDM	6-2	W	70	3-16	@ STL	5-2	W
17	11-14	DET	3-2	W	44	1-12	@ WPG	3-0	W	71	3-19	@ EDM	2-4	L
18	11-16	@ ATL	2-4	L	45	1-14	COL	6-6	T	72	3-21	@ WPG	2-4	L
19	11-18	STL	5-3	W	46	1-16	WPG	4-1	W	73	3-23	BUF	1-6	L
20	11-21	WPG	4-6	L	47	1-19	@ BOS	3-6	L	74	3-25	BUF	3-3	T
21	11-24	@ PIT	3-5	L	48	1-20	CHI	1-2	L	75	3-28	@ ATL	2-4	L
22	11-25	TOR	3-4	L	49	1-22	@ LAK	5-4	W	76	3-29	@ STL	4-3	W
23	11-28	MIN	4-4	T	50	1-23	@ VAN	6-4	W	77	3-31	DET	7-5	W
24	11-29	@ BUF	1-2	L	51	1-27	@ COL	3-3	T	78	4-2	ATL	3-7	L
25	12-1	@ STL	2-0	W	52	1-31	@ BUF	2-6	L	79	4-5	@ NYI	1-2	L
26	12-3	MTL	3-3	T	53	2-2	@ WSH	6-3	W	80	4-6	@ PHI	8-3	W
27	12-5	CHI	3-3	T	54	2-3	@ QUE	4-5	L					

1980-81					1980-81 (CONT'D)					1980-81 (CONT'D)				
GAME	DATE	OPPONENT	SCORE	RESULT	GAME	DATE	OPPONENT	SCORE	RESULT	GAME	DATE	OPPONENT	SCORE	RESULT
1	10-9	@ BOS	2-7	L	28	12-7	CHI	5-4	W	55	2-8	MIN	3-3	T
2	10-11	@ TOR	8-3	W	29	12-10	@ WSH	6-2	W	56	2-12	@ WPG	8-6	W
3	10-12	PIT	3-6	L	30	12-12	@ COL	4-3	W	57	2-14	@ TOR	3-6	L
4	10-15	ATL	1-2	L	31	12-14	@ CHI	1-2	L	58	2-15	STL	4-5	L
5	10-18	@ WSH	2-9	L	32	12-17	WPG	8-2	W	59	2-18	TOR	8-3	W
6	10-19	EDM	2-4	L	33	12-20	@ MIN	3-3	T	60	2-19	@ DET	3-7	L
7	10-22	VAN	3-2	W	34	12-22	CGY	2-3	L	61	2-21	WSH	6-4	W
8	10-25	@ DET	2-4	L	35	12-26	@ WSH	3-7	L	62	2-22	@ HFD	5-6	L
9	10-26	DET	7-6	W	36	12-28	MTL	2-5	L	63	2-25	BUF	6-3	W
10	10-28	@ STL	4-5	L	37	12-30	@ QUE	6-3	W	64	2-28	@ PIT	4-6	L
11	10-30	@ PHI	3-3	T	38	12-31	COL	4-6	L	65	3-1	EDM	4-4	T
12	11-1	@ MTL	4-7	L	39	1-2	NYI	3-1	W	66	3-4	MTL	5-5	T
13	11-2	LAK	3-6	L	40	1-4	QUE	2-2	T	67	3-7	@ STL	2-7	L
14	11-5	@ CHI	3-3	T	41	1-9	BUF	3-3	T	68	3-8	DET	4-4	T
15	11-8	@ VAN	4-6	L	42	1-11	TOR	3-5	L	69	3-10	@ QUE	4-6	L
16	11-10	@ LAK	1-4	L	43	1-13	@ CGY	4-4	T	70	3-11	COL	3-4	L
17	11-11	@ CGY	3-7	L	44	1-15	@ COL	3-4	L	71	3-14	HFD	6-2	W
18	11-14	PIT	3-3	T	45	1-18	@ BUF	0-4	L	72	3-18	BOS	3-2	W
19	11-16	HFD	7-3	W	46	1-19	CGY	6-3	W	73	3-21	@ HFD	6-4	W
20	11-19	PHI	1-5	L	47	1-21	@ WPG	1-5	L	74	3-22	QUE	7-7	T
21	11-22	@ NYI	4-6	L	48	1-23	@ EDM	7-4	W	75	3-25	@ BUF	2-4	L
22	11-23	VAN	2-2	T	49	1-24	@ VAN	7-5	W	76	3-28	@ MTL	6-2	W
23	11-26	BOS	6-4	W	50	1-28	@ LAK	6-2	W	77	3-30	@ PHI	0-0	T
24	11-29	@ PIT	4-2	W	51	1-31	@ MIN	7-3	W	78	4-2	NYI	1-2	L
25	12-1	MIN	3-5	L	52	2-2	LAK	2-3	L	79	4-3	CHI	3-1	W
26	12-3	@ WPG	4-3	W	53	2-4	NYI	9-3	W	80	4-5	@ PHI	2-0	W
27	12-5	@ EDM	5-1	W	54	2-5	@ BOS	3-6	L					

1981-82					1981-82 (CONT'D)					1981-82 (CONT'D)				
GAME	DATE	OPPONENT	SCORE	RESULT	GAME	DATE	OPPONENT	SCORE	RESULT	GAME	DATE	OPPONENT	SCORE	RESULT
1	10-6	DET	2-5	L	28	12-9	BOS	3-4	L	55	2-10	@ STL	3-3	T
2	10-9	@ WPG	3-8	L	29	12-12	@ PHI	5-3	W	56	2-13	@ HFD	3-2	W
3	10-10	@ MIN	0-7	L	30	12-14	PIT	5-4	W	57	2-14	QUE	5-2	W
4	10-14	VAN	2-1	W	31	12-16	PHI	3-7	L	58	2-17	@ PIT	5-3	W
5	10-17	@ NYI	4-5	L	32	12-19	@ PIT	3-3	T	59	2-18	COL	4-4	T
6	10-18	STL	5-3	W	33	12-20	WSH	2-3	W	60	2-21	MTL	2-4	L
7	10-21	LAK	2-5	L	34	12-23	WPG	5-2	W	61	2-24	CHI	6-4	W
8	10-24	@ TOR	5-3	W	35	12-26	@ WSH	4-4	T	62	2-27	@ BOS	6-4	W
9	10-25	MTL	2-4	L	36	12-27	PIT	5-3	W	63	2-28	PIT	2-4	L
10	10-28	EDM	3-5	L	37	12-30	NYI	6-4	W	64	3-3	CGY	4-2	W
11	10-31	@ BOS	3-7	L	38	1-2	@ MTL	6-5	W	65	3-4	@ PHI	4-4	T
12	11-1	CGY	4-2	W	39	1-3	WSH	3-4	L	66	3-6	@ NYI	4-6	L
13	11-4	@ PIT	3-6	L	40	1-7	VAN	4-1	W	67	3-8	DET	6-3	W
14	11-5	@ PHI	6-2	W	41	1-9	CHI	7-5	W	68	3-10	PHI	5-5	T
15	11-7	@ WSH	3-1	W	42	1-11	MIN	5-3	W	69	3-11	@ DET	4-1	W
16	11-11	BUF	7-3	W	43	1-13	@ MIN	2-0	W	70	3-14	WSH	5-5	T
17	11-13	@ BUF	3-3	T	44	1-15	@ WPG	4-4	T	71	3-17	PHI	5-2	W
18	11-15	EDM	3-5	L	45	1-18	@ TOR	2-6	L	72	3-20	@ WSH	4-3	W
19	11-18	PHI	5-2	W	46	1-20	NYI	3-2	W	73	3-21	STL	8-5	W
20	11-21	@ NYI	3-4	L	47	1-23	@ NYI	1-6	L	74	3-24	@ PIT	7-2	W
21	11-22	NYI	2-7	L	48	1-24	WSH	4-4	T	75	3-26	@ BUF	8-5	W
22	11-25	TOR	3-3	T	49	1-27	@ WSH	5-4	W	76	3-28	@ PHI	1-3	L
23	11-28	QUE	4-7	L	50	1-29	@ COL	5-2	W	77	3-29	NYI	3-7	L
24	11-29	QUE	4-4	T	51	1-31	@ LAK	6-3	W	78	3-31	@ CHI	4-1	W
25	12-2	@ LAK	4-3	W	52	2-2	@ VAN	4-3	W	79	4-2	PIT	5-7	L
26	12-5	COL	2-1	W	53	2-4	@ CGY	4-4	W	80	4-3	@ HFD	3-3	T
27	12-6	HFD	3-5	L	54	2-7	@ EDM	4-8	L					

*Overtime

ALL-TIME RESULTS GAME-BY-GAME

1982-83					1982-83 (CONT'D)					1982-83 (CONT'D)				
GAME	DATE	OPPONENT	SCORE	RESULT	GAME	DATE	OPPONENT	SCORE	RESULT	GAME	DATE	OPPONENT	SCORE	RESULT
1	10-6	WSH	4-5	L	29	12-9	@ CHI	2-7	L	55	2-5	@ CHI	1-4	L
2	10-8	@ NJD	2-3	L	29	12-10	@ WSH	4-4	T	56	2-10	@ MIN	5-7	L
3	10-9	@ PIT	5-3	W	30	12-12	@ NJD	4-0	W	57	2-12	@ MTL	3-2	W
4	10-11	NYI	3-4	L	31	12-15	LAK	7-1	W	58	2-16	WSH	5-4	W
5	10-13	PHI	5-2	W	32	12-17	NYI	2-5	L	59	2-19	@ PHI	5-8	L
6	10-16	@ MTL	2-8	L	33	12-18	@ DET	3-3	T	60	2-20	WPG	9-4	W
7	10-17	LAK	3-5	L	34	12-20	PIT	6-3	W	61	2-23	HFD	11-3	W
8	10-20	VAN	6-5	W	35	12-22	BUF	1-3	L	62	2-26	@ QUE	3-6	L
9	10-23	@ NYI	2-5	L	36	12-26	@ PIT	3-4	L	63	2-28	PIT	9-3	W
10	10-24	MIN	4-2	W	37	12-30	@ NJD	5-2	W	64	3-1	@ PIT	3-3	T
11	10-27	CGY	7-4	W	38	1-1	@ WSH	7-2	W	65	3-3	WSH	3-4	L
12	10-30	@ QUE	4-5	L	39	1-3	DET	6-2	W	66	3-6	NJD	4-6	L
13	10-31	PIT	6-2	W	40	1-5	BUF	3-3	T	67	3-8	@ VAN	3-7	L
14	11-5	@ EDM	1-5	L	41	1-7	QUE	5-1	W	68	3-11	@ EDM	1-3	L
15	11-6	@ CGY	2-2	T	42	1-9	NJD	4-3	W	69	3-12	@ CGY	4-1	W
16	11-10	STL	5-4	W	43	1-12	WPG	5-5	T	70	3-14	PHI	8-2	W
17	11-11	@ PHI	3-7	L	44	1-15	@ BOS	0-2	L	71	3-16	NYI	2-1	W
18	11-14	EDM	2-7	L	45	1-16	PHI	0-4	L	72	3-20	BOS	0-4	L
19	11-17	TOR	6-1	W	46	1-18	@ VAN	3-3	T	73	3-21	@ NJD	2-4	L
20	11-20	@ TOR	6-3	W	47	1-21	@ WPG	1-4	L	74	3-23	@ DET	7-1	W
21	11-21	NYI	7-3	W	48	1-23	@ PHI	1-3	L	75	3-26	@ NYI	2-3	L
22	11-24	MIN	8-5	W	49	1-24	BOS	1-3	L	76	3-27	WSH	5-4	W
23	11-27	@ NYI	3-0	W	50	1-27	MTL	1-4	L	77	3-29	@ STL	4-3	W
24	11-28	@ BUF	3-7	L	51	1-29	@ PIT	2-1	W	78	3-31	@ PHI	4-2	W
25	12-1	HFD	6-1	W	52	1-30	CHI	4-5	L	79	4-1	NJD	3-3	T
26	12-4	@ HFD	2-5	L	53	2-1	@ LAK	5-5	T	80	4-3	@ WSH	0-3	L
27	12-5	TOR	6-5	W	54	2-5	@ STL	2-2	T					

1983-84					1983-84 (CONT'D)					1983-84 (CONT'D)				
GAME	DATE	OPPONENT	SCORE	RESULT	GAME	DATE	OPPONENT	SCORE	RESULT	GAME	DATE	OPPONENT	SCORE	RESULT
1	10-5	@ NJD	6-2	W	28	12-3	@ DET	4-2	W	55	2-5	@ LAK	3-3	T
2	10-7	@ NJD	3-1	W	29	12-4	MIN	6-4	W	56	2-8	@ WPG	3-1	W
3	10-8	@ PIT	6-1	W	30	12-7	WSH	7-5	W	57	2-9	@ MIN	4-4	T
4	10-10	LAK	2-1	W	31	12-12	NJD	3-7	L	58	2-11	@ LAK	6-6	T
5	10-13	WSH	3-3	W	32	12-14	EDM	4-9	L	59	2-15	NYI	3-2	W
6	10-15	@ STL	5-6	L	33	12-17	@ NYI	1-7	L	60	2-18	NYI	3-4	L
7	10-16	PHI	5-4	W	34	12-21	PIT	6-1	W	61	2-19	PHI	2-3*	L
8	10-19	CGY	3-1	W	35	12-23	CHI	3-2	W	62	2-23	QUE	4-2	W
9	10-22	@ NYI	3-2	W	36	12-26	@ PIT	4-7	L	63	2-25	@ MTL	4-7	L
10	10-23	NYI	6-5*	W	37	12-28	@ CHI	7-4	W	64	2-26	PIT	4-3*	W
11	10-26	WPG	5-7	L	38	12-30	PHI	6-3	W	65	2-28	@ NJD	3-3	T
12	10-28	TOR	3-5	L	39	12-31	@ BUF	3-2	W	66	2-29	@ TOR	1-3	L
13	10-30	EDM	4-5*	L	40	1-2	@ WSH	2-2	T	67	3-3	@ WSH	1-5	L
14	11-2	@ BUF	3-3	T	41	1-4	NJD	4-3*	W	68	3-4	VAN	4-5	L
15	11-5	@ QUE	4-4	T	42	1-7	@ BOS	2-5	L	69	3-7	@ MIN	3-6	L
16	11-8	@ NJD	5-1	W	43	1-8	NYI	5-4	W	70	3-9	@ WPG	6-5*	W
17	11-9	CGY	4-3	W	44	1-12	@ PHI	2-1	W	71	3-10	@ EDM	3-2	W
18	11-12	@ WSH	4-7	L	45	1-14	@ NYI	2-4	L	72	3-14	PHI	6-3	W
19	11-13	DET	6-3	W	46	1-16	DET	8-5	W	73	3-17	@ PHI	4-6	L
20	11-16	WSH	4-1	W	47	1-18	STL	6-2	W	74	3-20	BOS	4-6	L
21	11-19	@ BOS	6-6	T	48	1-20	PIT	3-6	L	75	3-22	@ NJD	5-3	W
22	11-20	@ QUE	6-5*	W	49	1-21	@ TOR	6-3	W	76	3-24	@ PHI	5-6	L
23	11-23	BUF	4-6	L	50	1-25	@ PIT	6-3	W	77	3-25	MTL	3-2	W
24	11-26	@ WSH	1-3	L	51	1-26	@ MTL	2-4	L	78	3-29	PIT	6-4	W
25	11-26	HFD	3-4*	L	52	1-29	STL	3-2	W	79	3-31	@ HFD	3-5	L
26	11-28	VAN	3-3	T	53	2-2	@ CGY	1-8	L	80	4-1	HFD	2-0	W
27	11-30	CHI	0-4	L	54	2-4	@ VAN	5-4	W					

1984-85					1984-85 (CONT'D)					1984-85 (CONT'D)				
GAME	DATE	OPPONENT	SCORE	RESULT	GAME	DATE	OPPONENT	SCORE	RESULT	GAME	DATE	OPPONENT	SCORE	RESULT
1	10-11	HFD	4-4	T	28	12-12	BOS	3-3	T	55	2-10	@ PHI	2-3	L
2	10-13	@ MIN	1-3	L	29	12-15	@ WSH	2-4	L	56	2-15	EDM	8-7	W
3	10-14	MIN	1-3	L	30	12-16	WSH	3-6	L	57	2-17	NYI	9-3	W
4	10-20	@ WSH	6-5	W	31	12-19	WPG	4-5	L	58	2-21	HFD	3-4*	L
5	10-21	NYI	6-5	W	32	12-22	@ NJD	5-3	W	59	2-22	@ PIT	8-3	W
6	10-25	@ NJD	11-2	W	33	12-23	MTL	3-3	T	60	2-25	WPG	5-12	L
7	10-27	@ QUE	5-2	W	34	12-26	@ DET	2-5	L	61	2-28	WSH	4-5	L
8	10-28	BOS	4-6	L	35	12-29	@ MTL	3-7	L	62	3-2	@ PIT	4-5	L
9	10-30	@ NYI	3-7	L	36	12-30	STL	6-2	W	63	3-3	PIT	7-3	W
10	11-3	@ PIT	7-5	W	37	1-2	VAN	6-0	W	64	3-6	@ VAN	6-3	W
11	11-7	WSH	4-3	W	38	1-5	@ BOS	3-3	T	65	3-7	@ CGY	5-11	L
12	11-9	NYI	5-4*	W	39	1-6	NJD	5-4*	W	66	3-9	@ EDM	3-3	T
13	11-11	LAK	2-4	L	40	1-9	@ WPG	5-6*	L	67	3-11	CHI	3-4*	L
14	11-14	@ CHI	4-6	L	41	1-12	@ STL	4-4	T	68	3-13	PHI	2-5	L
15	11-17	@ NYI	4-10	L	42	1-14	NJD	1-2	L	69	3-16	@ PIT	0-5	L
16	11-18	NJD	0-6	L	43	1-16	BUF	2-2	T	70	3-17	NJD	7-3	W
17	11-21	BUF	3-2	W	44	1-18	@ NJD	9-6	W	71	3-21	@ PHI	4-8	L
18	11-24	@ QUE	3-8	L	45	1-19	@ WSH	1-7	L	72	3-22	@ DET	3-5	L
19	11-25	QUE	2-3*	L	46	1-24	DET	3-1	W	73	3-24	NYI	2-5	L
20	11-28	WSH	1-2	L	47	1-26	@ MTL	2-3	L	74	3-26	PIT	5-4	W
21	11-30	TOR	3-3	T	48	1-27	MIN	3-2	W	75	3-27	@ BUF	2-3	L
22	12-1	@ TOR	4-1	W	49	1-31	@ CGY	2-7	L	76	3-30	@ PHI	0-3	L
23	12-3	PHI	2-6	L	50	2-2	@ EDM	1-5	L	77	3-31	TOR	7-5	W
24	12-5	CGY	4-4	T	51	2-3	@ VAN	1-4	L	78	4-2	PHI	1-2	L
25	12-7	@ PIT	3-4*	L	52	2-5	@ LAK	5-7	L	79	4-4	@ STL	5-4	W
26	12-8	@ PHI	2-4	L	53	2-7	@ NYI	5-7	L	80	4-7	@ CHI	1-3	L
27	12-10	LAK	4-2	W	54	2-9	@ HFD	2-2	T					

*Overtime

ALL-TIME RESULTS GAME-BY-GAME

1985-86					1985-86 (CONT'D)					1985-86 (CONT'D)				
GAME	DATE	OPPONENT	SCORE	RESULT	GAME	DATE	OPPONENT	SCORE	RESULT	GAME	DATE	OPPONENT	SCORE	RESULT
1	10-10	@ WSH	4-2	W	28	12-3	@ PHI	3-1	W	55	2-12	@ VAN	5-2	W
2	10-12	@ HFD	2-8	L	29	12-11	@ NJD	4-2	W	56	2-14	@ DET	7-5	W
3	10-13	@ NJD	2-9*	L	30	12-14	@ BOS	2-4	L	57	2-16	@ DET	3-1	W
4	10-16	@ LAK	3-4	L	31	12-15	@ PIT	2-5	L	58	2-20	@ STL	3-2	W
5	10-19	@ NYI	4-5	L	32	12-18	@ BUF	4-5	L	59	2-24	@ MIN	5-1	W
6	10-20	@ VAN	4-3	W	33	12-20	@ NYI	2-2	T	60	2-25	@ TOR	3-7	L
7	10-23	@ NJD	5-1	W	34	12-21	@ NYI	5-4	W	61	2-27	@ PIT	8-3	W
8	10-25	@ LAK	5-0	W	35	12-23	@ DET	10-2	W	62	3-1	@ WSH	0-4	L
9	10-27	@ BOS	2-1	W	36	12-26	@ BUF	1-6	L	63	3-2	@ WSH	2-4	L
10	11-2	@ NJD	5-6*	L	37	12-28	@ MIN	1-3	L	64	3-5	@ WPG	1-4	L
11	11-4	@ PIT	4-2	W	38	12-29	@ WSH	6-5	W	65	3-6	@ CGY	5-2	W
12	11-6	@ PHI	2-5	L	39	1-1	@ WSH	0-3	L	66	3-9	@ PHI	1-4	L
13	11-8	@ WPG	7-3	W	40	1-5	@ QUE	4-5	L	67	3-11	@ NJD	6-3	W
14	11-9	@ MIN	3-4*	L	41	1-10	@ MTL	6-4	W	68	3-12	@ CGY	2-3	L
15	11-11	@ CHI	4-5*	L	42	1-12	@ STL	2-2	T	69	3-15	@ PIT	2-2	T
16	11-13	@ MTL	5-2	W	43	1-14	@ VAN	2-1	W	70	3-16	@ NYI	3-1	W
17	11-16	@ MTL	2-2	T	44	1-15	@ LAK	4-3	W	71	3-18	@ NYI	2-6	L
18	11-17	@ EDM	2-3*	L	45	1-18	@ EDM	5-4	W	72	3-22	@ PHI	2-4	L
19	11-20	@ TOR	7-3	W	46	1-20	@ HFD	0-5	L	73	3-23	@ CHI	3-5	L
20	11-23	@ NYI	5-0	W	47	1-22	@ TOR	4-2	W	74	3-25	@ NJD	5-4	W
21	11-24	@ NYI	3-4*	L	48	1-23	@ QUE	0-4	L	75	3-28	@ EDM	4-2	W
22	11-27	@ CGY	2-5	L	49	1-27	@ QUE	6-6	T	76	3-29	@ PHI	2-8	L
23	11-29	@ WSH	5-2	W	50	1-29	@ CHI	4-5	L	77	3-31	@ NJD	9-0	W
24	11-30	@ PIT	4-5	L	51	1-31	@ BUF	3-5	L	78	4-2	@ PHI	2-3	L
25	12-2	@ PIT	0-6	L	52	2-1	@ HFD	3-1	W	79	4-5	@ WSH	4-4	T
26	12-4	@ WPG	7-4	W	53	2-5	@ STL	3-4	L	80	4-6	@ PIT	4-5*	L
27	12-7	@ PHI	0-4	L	54	2-8	@ BOS	3-2	W					

1986-87					1986-87 (CONT'D)					1986-87 (CONT'D)				
GAME	DATE	OPPONENT	SCORE	RESULT	GAME	DATE	OPPONENT	SCORE	RESULT	GAME	DATE	OPPONENT	SCORE	RESULT
1	10-9	@ NJD	3-5	L	28	12-11	@ MTL	2-6	L	55	2-8	@ TOR	4-5	L
2	10-11	@ PIT	5-6*	L	29	12-14	@ WSH	3-1	W	56	2-15	@ PIT	4-1	W
3	10-13	@ WSH	6-7*	L	30	12-15	@ MIN	3-4	L	57	2-17	@ DET	6-2	W
4	10-15	@ CHI	5-5	T	31	12-17	@ WSH	6-1	W	58	2-19	@ CHI	2-5	L
5	10-18	@ NYI	2-2	W	32	12-20	@ NYI	2-5	L	59	2-20	@ BUF	3-6	L
6	10-19	@ NYI	2-2	T	33	12-21	@ HFD	3-4*	L	60	2-22	@ PIT	2-4	L
7	10-22	@ LAK	5-4*	W	34	12-23	@ NJD	8-5	W	61	2-24	@ BUF	6-3	W
8	10-25	@ MTL	3-3	T	35	12-26	@ NJD	7-4	W	62	2-25	@ TOR	4-2	W
9	10-26	@ TOR	3-3	T	36	12-27	@ STL	2-3	L	63	2-28	@ DET	1-4	L
10	10-29	@ STL	2-7	L	37	12-30	@ PIT	5-3	W	64	3-1	@ WSH	3-7	L
11	11-2	@ WPG	4-5*	L	38	12-31	@ NYI	4-3*	W	65	3-4	@ NYI	7-5	W
12	11-5	@ DET	4-5*	L	39	1-3	@ QUE	5-2	W	66	3-8	@ CGY	4-7	L
13	11-8	@ PHI	3-2	W	40	1-5	@ MIN	3-3	T	67	3-11	@ BOS	3-2	W
14	11-9	@ QUE	5-6	L	41	1-7	@ PHI	3-6	L	68	3-12	@ PHI	6-1	W
15	11-12	@ BUF	2-1*	W	42	1-9	@ NYI	1-2	L	69	3-14	@ PIT	3-2*	W
16	11-14	@ PHI	2-1	W	43	1-11	@ VAN	8-3	W	70	3-15	@ PHI	2-5	L
17	11-16	@ EDM	6-8	L	44	1-12	@ BOS	1-4	L	71	3-17	@ PHI	1-4	L
18	11-17	@ NJD	2-3	L	45	1-14	@ CGY	8-5	W	72	3-18	@ HFD	3-5	L
19	11-19	@ EDM	4-5*	L	46	1-19	@ LAK	2-2	T	73	3-21	@ NYI	3-4	L
20	11-21	@ VAN	8-5	W	47	1-21	@ VAN	3-5	L	74	3-22	@ CHI	5-3	W
21	11-22	@ CGY	5-8	L	48	1-23	@ EDM	4-7	L	75	3-25	@ NJD	2-8	L
22	11-26	@ QUE	4-2	W	49	1-26	@ WPG	3-3	W	76	3-27	@ STL	6-4	W
23	11-29	@ PIT	5-5	T	50	1-28	@ WPG	1-2	L	77	3-30	@ MIN	6-5	W
24	11-30	@ PIT	2-2	T	51	1-31	@ PHI	3-1	W	78	4-1	@ WSH	1-5	L
25	12-2	@ NJD	5-6	L	52	2-1	@ BOS	5-4	W	79	4-4	@ HFD	3-5	L
26	12-5	@ WPG	6-3	W	53	2-4	@ WSH	3-2	W	80	4-5	@ MTL	3-8	L
27	12-10	@ LAK	5-4	W	54	2-7	@ WSH	5-4*	W					

1987-88					1987-88 (CONT'D)					1987-88 (CONT'D)				
GAME	DATE	OPPONENT	SCORE	RESULT	GAME	DATE	OPPONENT	SCORE	RESULT	GAME	DATE	OPPONENT	SCORE	RESULT
1	10-8	@ PIT	4-4	T	28	12-10	@ PHI	3-5	L	55	2-7	@ PIT	6-3	W
2	10-10	@ HFD	6-2	W	29	12-12	@ TOR	3-4	L	56	2-11	@ WSH	3-5	L
3	10-12	@ MIN	4-2	W	30	12-14	@ DET	4-3	W	57	2-14	@ NYI	4-4	T
4	10-15	@ PIT	6-6	T	31	12-16	@ NJD	9-3	W	58	2-15	@ MTL	3-1	W
5	10-17	@ WSH	3-4	L	32	12-19	@ PIT	3-4	L	59	2-17	@ CGY	5-3	W
6	10-19	@ WSH	2-4	L	33	12-20	@ PIT	4-8	L	60	2-19	@ NJD	3-6	L
7	10-21	@ CGY	4-5	L	34	12-22	@ PHI	4-6	L	61	2-21	@ VAN	4-6	L
8	10-23	@ CHI	7-3	W	35	12-26	@ NJD	5-3	W	62	2-25	@ PIT	2-1	W
9	10-24	@ PHI	5-3	W	36	12-27	@ BOS	4-1	W	63	2-26	@ NJD	2-1	W
10	10-26	@ PHI	2-2	T	37	12-29	@ NYI	3-3	T	64	2-29	@ STL	5-2	W
11	10-28	@ LAK	3-4	L	38	12-31	@ QUE	6-1	W	65	3-2	@ NYI	3-1	W
12	10-31	@ NYI	2-8	L	39	1-2	@ MIN	5-3	W	66	3-4	@ BUF	3-6	L
13	11-1	@ EDM	6-7	L	40	1-4	@ STL	6-2	W	67	3-5	@ HFD	1-3	L
14	11-3	@ CGY	3-5	L	41	1-6	@ VAN	4-2	W	68	3-8	@ NJD	7-4	W
15	11-4	@ EDM	2-7	L	42	1-8	@ WSH	4-8	L	69	3-12	@ WSH	4-2	W
16	11-7	@ LAK	4-5	L	43	1-10	@ BUF	3-4	L	70	3-15	@ PHI	3-1	W
17	11-10	@ NJD	2-3	L	44	1-11	@ CHI	2-2	T	71	3-16	@ WSH	4-8	L
18	11-14	@ PIT	2-3*	L	45	1-13	@ DET	4-7	L	72	3-19	@ TOR	4-3	W
19	11-15	@ WPG	6-4	W	46	1-16	@ MTL	3-4	L	73	3-20	@ HFD	2-1	W
20	11-19	@ MIN	3-4	L	47	1-17	@ PHI	1-2	L	74	3-22	@ BUF	2-3	L
21	11-20	@ WPG	4-3	W	48	1-19	@ LAK	3-6	L	75	3-24	@ EDM	6-1	W
22	11-25	@ TOR	5-3	W	49	1-22	@ VAN	6-3	W	76	3-26	@ DET	4-4	T
23	11-28	@ NYI	4-5	L	50	1-28	@ PHI	5-2	W	77	3-27	@ NJD	2-7	L
24	11-29	@ NYI	3-1	W	51	1-30	@ BOS	4-2	W	78	3-30	@ CHI	4-3	W
25	12-3	@ BOS	3-4	L	52	2-2	@ NYI	2-2	T	79	4-1	@ WPG	6-6	T
26	12-5	@ STL	3-2	W	53	2-4	@ QUE	2-3	L	80	4-3	@ QUE	3-0	W
27	12-9	@ MTL	2-2	T	54	2-6	@ WSH	3-0	W					

*Overtime

ALL-TIME RESULTS GAME-BY-GAME

1988-89

GAME	DATE	OPPONENT	SCORE	RESULT
1	10-6	@ CHI	2-2	T
2	10-8	@ STL	4-2	W
3	10-10	NJD	0-5	L
4	10-12	HFD	3-4	L
5	10-16	VAN	3-2	W
6	10-19	WSH	5-1	W
7	10-21	@ WSH	4-1	W
8	10-23	QUE	8-2	W
9	10-26	PHI	4-3	W
10	10-29	@ PHI	6-5	W
11	10-30	PIT	9-2	W
12	11-2	@ BUF	4-6	L
13	11-6	@ NJD	5-6	L
14	11-8	@ NYI	3-4	L
15	11-9	PHI	5-3	W
16	11-11	BOS	4-4	T
17	11-13	DET	3-5	L
18	11-15	@ PHI	3-3	T
19	11-17	@ LAK	6-5	W
20	11-19	@ MIN	4-1	W
21	11-21	MTL	2-4	L
22	11-23	@ PIT	2-8	L
23	11-26	@ NYI	6-4	W
24	11-27	NYI	5-3	W
25	11-29	@ WPG	4-3	W
26	12-1	@ CGY	3-6	L
27	12-4	@ EDM	6-10	L

1988-89 (CONT'D)

GAME	DATE	OPPONENT	SCORE	RESULT
28	12-6	@ VAN	5-3	W
29	12-9	@ HFD	4-5	L
30	12-10	@ BOS	1-1	T
31	12-12	LAK	2-5	L
32	12-14	NYI	2-1	W
33	12-17	@ MTL	3-6	L
34	12-19	WSH	3-1	W
35	12-21	BUF	2-5	L
36	12-23	@ WSH	2-2	T
37	12-26	NJD	5-1	W
38	12-27	@ NJD	7-5	W
39	12-31	CHI	4-1	W
40	1-2	HFD	5-4	W
41	1-4	WSH	3-3	T
42	1-7	@ NYI	5-1	W
43	1-9	NJD	4-5	L
44	1-14	@ PIT	4-4	T
45	1-15	PIT	6-4	W
46	1-18	@ CHI	2-4	L
47	1-19	@ STL	5-0	W
48	1-21	@ VAN	5-4*	W
49	1-23	@ EDM	3-2	W
50	1-26	@ CGY	3-5	L
51	1-28	@ TOR	1-1	T
52	1-30	NYI	7-3	W
53	2-1	WSH	3-4*	L
54	2-4	@ MTL	5-7	L

1988-89 (CONT'D)

GAME	DATE	OPPONENT	SCORE	RESULT
55	2-5	MIN	3-5	L
56	2-9	WPG	4-3	W
57	2-12	EDM	1-3	L
58	2-14	@ PHI	1-3	L
59	2-17	TOR	6-10	L
60	2-18	@ PIT	5-3	W
61	2-20	NJD	7-4	W
62	2-22	PHI	4-6	L
63	2-25	@ QUE	7-2	W
64	2-27	LAK	6-4	W
65	3-1	TOR	7-4	W
66	3-3	@ NJD	3-6	L
67	3-5	BOS	0-5	L
68	3-8	BUF	0-2	L
69	3-9	@ DET	2-3	L
70	3-11	@ WSH	2-4	L
71	3-13	CGY	4-3	W
72	3-15	WPG	3-6	L
73	3-18	@ QUE	3-8	L
74	3-20	STL	7-1	W
75	3-22	MIN	3-4	W
76	3-25	@ PHI	1-6	L
77	3-26	PIT	4-6	L
78	3-29	@ DET	3-4	L
79	4-1	@ PIT	2-5	L
80	4-2	NYI	4-6	L

1989-90

GAME	DATE	OPPONENT	SCORE	RESULT
1	10-6	@ WPG	4-1	W
2	10-8	@ CHI	5-3	W
3	10-11	CGY	5-4	W
4	10-13	@ WSH	4-7	L
5	10-15	@ PIT	4-2	W
6	10-17	CHI	3-3	T
7	10-19	HFD	7-3	W
8	10-21	@ PHI	3-1	W
9	10-23	VAN	5-3	W
10	10-25	EDM	3-3	T
11	10-27	NYI	5-5	T
12	10-28	@ NYI	4-1	W
13	10-30	PHI	1-3	L
14	11-2	QUE	6-1	W
15	11-4	@ MTL	2-3	L
16	11-6	DET	6-1	W
17	11-8	MTL	2-3	L
18	11-12	NYI	4-2	W
19	11-14	@ PIT	0-6	L
20	11-17	@ NJD	4-5*	L
21	11-18	@ HFD	3-3	T
22	11-20	WPG	3-2	W
23	11-22	BUF	1-4	L
24	11-25	@ TOR	4-3	W
25	11-26	QUE	3-1	W
26	11-29	@ WPG	4-5	L
27	12-1	@ VAN	4-3	W

1989-90 (CONT'D)

GAME	DATE	OPPONENT	SCORE	RESULT
28	12-2	@ LAK	0-6	L
29	12-6	@ NJD	5-3	W
30	12-9	@ NYI	0-0	T
31	12-10	PHI	2-4	L
32	12-13	STL	1-3	L
33	12-16	@ NYI	3-4	L
34	12-17	MTL	0-2	L
35	12-20	BUF	2-2	T
36	12-23	@ WSH	2-3	L
37	12-26	NJD	4-4	T
38	12-27	@ PIT	4-7	L
39	12-29	@ NJD	2-3	L
40	12-31	PIT	4-5	L
41	1-3	WSH	2-1	W
42	1-4	@ MIN	2-8	L
43	1-6	@ STL	3-4	L
44	1-8	PIT	5-7	L
45	1-10	CHI	2-2	T
46	1-13	@ BOS	3-2	W
47	1-14	PHI	4-3*	W
48	1-18	@ PIT	3-3	T
49	1-23	@ EDM	4-3	W
50	1-25	@ CGY	5-8	L
51	1-27	LAK	3-1	W
52	1-31	STL	2-2	T
53	2-3	@ BOS	2-1	W
54	2-4	@ MIN	4-3	W

1989-90 (CONT'D)

GAME	DATE	OPPONENT	SCORE	RESULT
55	2-7	EDM	5-2	W
56	2-9	@ BUF	2-3	L
57	2-11	@ CGY	2-5	L
58	2-13	@ PIT	3-4*	W
59	2-14	PIT	3-4*	W
60	2-16	@ NJD	2-1	W
61	2-19	NJD	4-3*	W
62	2-21	@ DET	4-4	T
63	2-23	@ WSH	6-3	W
64	2-26	BOS	6-1	W
65	2-28	WSH	3-2	W
66	3-2	NYI	6-3	W
67	3-3	@ HFD	4-6	L
68	3-5	@ DET	3-2	W
69	3-8	@ PHI	7-5	W
70	3-10	@ MIN	2-2	T
71	3-12	LAK	2-6	L
72	3-14	@ TOR	8-2	W
73	3-17	@ NYI	3-6	L
74	3-18	VAN	5-2	W
75	3-21	TOR	5-5	T
76	3-25	PHI	7-3	W
77	3-27	@ QUE	7-4	W
78	3-29	@ NJD	4-6	L
79	3-31	@ WSH	1-2	L
80	4-1	WSH	2-3	L

1990-91

GAME	DATE	OPPONENT	SCORE	RESULT
1	10-4	@ CHI	3-4	L
2	10-6	@ HFD	4-5	L
3	10-8	MIN	6-3	W
4	10-10	WSH	4-2	W
5	10-12	MTL	3-0	W
6	10-13	@ WSH	5-2	W
7	10-17	WPG	5-3	W
8	10-19	@ NJD	2-3	L
9	10-20	PIT	4-3	W
10	10-22	TOR	5-1	W
11	10-25	PHI	5-3	W
12	10-27	@ QUE	4-1	W
13	10-29	QUE	5-0	W
14	10-31	LAK	9-4	W
15	11-2	NYI	2-3	L
16	11-3	@ PIT	1-3	L
17	11-5	BOS	2-3*	L
18	11-7	BUF	6-2	W
19	11-9	@ NJD	3-2	W
20	11-11	CGY	4-4	T
21	11-13	@ PHI	1-1	T
22	11-15	@ MIN	4-2	W
23	11-16	@ WPG	6-4	W
24	11-19	MIN	2-2	T
25	11-21	@ BUF	5-5	T
26	11-24	@ NYI	2-2	T
27	11-26	BUF	5-0	W

1990-91 (CONT'D)

GAME	DATE	OPPONENT	SCORE	RESULT
28	11-28	WSH	3-6	L
29	11-30	@ PHI	1-5	L
30	12-1	@ BOS	5-4	W
31	12-3	PIT	4-9	L
32	12-5	@ CGY	1-4	L
33	12-7	@ EDM	3-4	L
34	12-11	LAK	6-4	W
35	12-14	@ VAN	5-3	W
36	12-17	WSH	5-3	W
37	12-19	TOR	1-4	L
38	12-22	@ MTL	1-3	L
39	12-23	BOS	5-5	T
40	12-28	@ WSH	5-3	W
41	12-30	NJD	2-2	T
42	1-2	LAK	4-1	W
43	1-3	@ PIT	7-5	W
44	1-5	@ STL	3-2*	W
45	1-7	PHI	3-2	W
46	1-9	STL	2-3	L
47	1-11	@ DET	3-6	L
48	1-13	HFD	4-3	W
49	1-15	EDM	2-2	T
50	1-17	CHI	2-3	L
51	1-22	@ NYI	2-3	L
52	1-25	@ EDM	4-3	W
53	1-30	@ CGY	1-5	L
54	1-31	@ VAN	3-3	T

1990-91 (CONT'D)

GAME	DATE	OPPONENT	SCORE	RESULT
55	2-3	WPG	3-4	L
56	2-6	NYI	5-2	W
57	2-8	VAN	8-1	W
58	2-9	@ MTL	4-6	L
59	2-13	NJD	6-3	W
60	2-15	HFD	5-3	W
61	2-18	PHI	4-5	L
62	2-21	@ PHI	4-4	T
63	2-22	@ WSH	2-3	L
64	2-24	NJD	5-2	W
65	2-27	WSH	4-4	T
66	2-28	@ STL	4-4	T
67	3-2	@ TOR	5-2	W
68	3-4	PHI	6-2	W
69	3-7	@ QUE	2-4	L
70	3-9	@ NYI	4-6	L
71	3-10	@ CHI	2-5	L
72	3-13	DET	1-4	L
73	3-15	@ NJD	2-5	L
74	3-17	PIT	2-4	L
75	3-21	@ PIT	4-5*	L
76	3-23	@ PHI	4-7	L
77	3-24	NYI	3-1	W
78	3-26	NJD	3-3	T
79	3-30	@ DET	5-6	L
80	3-31	PIT	6-3	W

*Overtime

ALL-TIME RESULTS GAME-BY-GAME

1991-92					1991-92 (CONT'D)					1991-92 (CONT'D)				
GAME	DATE	OPPONENT	SCORE	RESULT	GAME	DATE	OPPONENT	SCORE	RESULT	GAME	DATE	OPPONENT	SCORE	RESULT
1	10-3	@ BOS	3-5	L	28	12-9	@ DET	5-6*	L	55	2-7	@ WSH	2-6	L
2	10-5	@ MTL	2-1*	W	29	12-8	@ BOS	4-0	W	56	2-9	DET	5-5	T
3	10-7	BOS	2-1*	W	30	12-10	@ PIT	3-5	L	57	2-12	VAN	5-2	W
4	10-9	NYI	5-3	W	31	12-13	@ WSH	5-3	W	58	2-14	NYI	9-2	W
5	10-11	@ WSH	1-5	L	32	12-14	@ HFD	6-2	W	59	2-16	@ NJD	2-4	L
6	10-12	@ HFD	2-5	L	33	12-16	SJS	4-3*	W	60	2-17	VAN	3-3	T
7	10-14	WSH	3-5	L	34	12-18	PHI	6-3	W	61	2-20	@ NYI	2-6	L
8	10-16	NJD	4-2	W	35	12-21	@ PIT	7-5	W	62	2-21	MIN	5-4	W
9	10-19	@ PIT	5-4	W	36	12-23	NJD	3-0	W	63	2-23	PHI	2-1*	W
10	10-20	EDM	3-4	L	37	12-26	@ WSH	8-6	W	64	2-25	CHI	4-1	W
11	10-23	LAK	7-2	W	38	12-28	@ NYI	4-5	L	65	3-1	HFD	9-4	W
12	10-26	@ QUE	5-3	W	39	12-29	PIT	3-6	L	66	3-2	@ NJD	7-1	W
13	10-29	MIN	3-2	W	40	12-31	@ WPG	5-2	W	67	3-4	NJD	4-5	L
14	10-31	QUE	5-4	W	41	1-2	@ CHI	4-3	W	68	3-7	@ PHI	4-5	L
15	11-2	@ PHI	4-2	W	42	1-4	@ NJD	4-6	L	69	3-9	WSH	2-5	L
16	11-4	CGY	4-0	W	43	1-6	WPG	4-2	W	70	3-11	CHI	7-1	W
17	11-6	MTL	1-4	L	44	1-8	STL	3-5	L	71	3-14	@ MTL	6-0	W
18	11-8	TOR	3-3	T	45	1-11	@ QUE	7-2	W	72	3-16	STL	4-1	W
19	11-11	PIT	3-1	W	46	1-12	@ BUF	3-6	L	73	3-18	NYI	1-1	T
20	11-13	WSH	3-6	L	47	1-14	@ BUF	6-2	W	74	3-20	@ DET	4-2	W
21	11-16	@ NYI	2-4	L	48	1-16	CGY	6-4	W	75	3-22	NJD	6-3	W
22	11-19	@ VAN	4-3	W	49	1-22	@ CGY	4-4	T	76	3-23	@ PHI	4-3	W
23	11-21	@ LAK	1-6	L	50	1-23	@ EDM	3-1	W	77	3-24	PHI	4-1	W
24	11-23	@ STL	3-0	W	51	1-28	@ SJS	4-2	W	78	3-28	@ NYI	1-4	L
25	11-27	@ WPG	2-3	L	52	1-30	@ LAK	4-1	W	79	4-15	@ TOR	2-4	L
26	11-29	@ BUF	5-4*	W	53	2-1	@ MIN	2-1	W	80	4-16	PIT	7-1	W
27	12-2	PHI	4-2	W	54	2-5	PIT	4-3	W					

1992-93					1992-93 (CONT'D)					1992-93 (CONT'D)				
GAME	DATE	OPPONENT	SCORE	RESULT	GAME	DATE	OPPONENT	SCORE	RESULT	GAME	DATE	OPPONENT	SCORE	RESULT
1	10-9	@ WSH	4-2	W	29	12/11	@ TBL	5-4	W	57	2/13	@ NYI	2-5	L
2	10-10	@ NJD	2-4	L	30	12/13	@ CGY	0-3	L	58	2/15	STL	4-1	W
3	10-12	HFD	6-2	W	31	12/15	MTL	10-5	W	59	2/20	@ SJS	6-4	W
4	10-14	NJD	6-1	W	32	12/17	@ STL	4-3	W	60	2/22	@ SJS	4-0	W
5	10-17	@ PIT	3-6	L	33	12/19	@ HFD	4-4	T	61	2/24	@ VAN	4-5	L
6	10-19	NYI	4-3	L	34	12/21	@ NJD	3-0	W	62	2/26	@ CGY	4-4	T
7	1-2/1	WSH	2-1	W	35	12/23	NJD	4-5*	L	63	2/27	@ EDM	1-0	W
8	10-23	MTL	3-3	T	36	12/26	@ NYI	4-6	L	64	3/3	BUF	2-2	T
9	10-24	@ OTT	3-2*	W	37	12/27	BOS	6-5	W	65	3/5	PIT	3-1	W
10	10-26	PHI	8-4	W	38	12/29	@ WSH	3-4*	L	66	3/6	@ QUE	2-10	L
11	10-29	QUE	3-6	L	39	12/31	@ BUF	6-11	L	67	3/9	LAK	4-3	W
12	10-31	@ MTL	3-4	L	40	1/2	@ PIT	2-5	L	68	3/11	@ CHI	4-1	W
13	11-2	BUF	7-6*	W	41	1/4	NJD	3-3	T	69	3/15	BOS	1-3	L
14	11-4	PHI	3-1	W	42	1/6	OTT	6-2	W	70	3/17	EDM	3-4*	L
15	11-7	@ BOS	2-2	T	43	1/9	@ PHI	3-4	L	71	3/19	SJS	8-1	W
16	11-9	TBL	1-5	L	44	1/11	VAN	3-3	T	72	3/22	@ OTT	5-4	W
17	11-11	WSH	4-7	L	45	1/13	WSH	5-4	W	73	3/24	PHI	4-5	L
18	11-14	@ QUE	3-6	L	46	1/16	@ MTL	0-3	L	74	3/26	CHI	1-3	L
19	11-19	@ PHI	3-7	L	47	1/19	@ DET	2-2	T	75	3/28	QUE	2-3	L
20	11-21	@ WPG	5-4	W	48	1/23	@ LAK	8-3	W	76	4/2	NYI	2-3*	L
21	11-23	PIT	2-5	L	49	1/27	WPG	5-2	W	77	4/4	@ WSH	4-0	W
22	11-25	@ PIT	1-3	L	50	1/29	@ BUF	4-6	L	78	4/5	HFD	4-5	L
23	11-27	@ MIN	4-4	T	51	1/30	@ TOR	1-3	L	79	4/7	@ NJD	2-5	L
24	11-30	MIN	2-4	L	52	2/1	@ NYI	4-4	T	80	4/9	PIT	4-10	L
25	12-2	DET	5-3	W	53	2/3	PHI	2-2	T	81	4/10	@ PIT	2-4	L
26	12-4	@ WSH	4-8	L	54	2/8	@ NJD	4-5	L	82	4/12	@ PHI	0-1	L
27	12-6	TOR	6-0	W	55	2/10	PIT	0-3	L	83	4/14	WSH	0-2	L
28	12-9	TBL	6-5	W	56	2/12	NYI	4-3	W	84	4/16	@ WSH	2-4	L

1993-94					1993-94 (CONT'D)					1993-94 (CONT'D)				
GAME	DATE	OPPONENT	SCORE	RESULT	GAME	DATE	OPPONENT	SCORE	RESULT	GAME	DATE	OPPONENT	SCORE	RESULT
1	10-5	BOS	3-4	L	29	12-8	EDM	1-1	T	57	2-19	@ HFD	2-4	L
2	10-7	TBL	5-4	W	30	12-13	BUF	2-0	W	58	2-21	PIT	4-3*	W
3	10-9	@ PIT	2-3	L	31	12-15	HFD	5-2	W	59	2-23	BOS	3-6	L
4	10-11	WSH	5-2	W	32	12-17	@ DET	4-6	L	60	2-24	@ NJD	3-1	W
5	10-13	QUE	6-4	W	33	12-19	OTT	6-3	W	61	2-26	@ DAL	1-3	L
6	10-15	@ BUF	5-2	W	34	12-22	@ FLA	2-3	L	62	2-28	PHI	4-1	W
7	10-16	@ PHI	3-4	L	35	12-23	@ WSH	1-0	W	63	3-2	QUE	5-2	W
8	10-19	ANA	2-4	L	36	12-26	NJD	8-3	W	64	3-4	NYI	3-3	T
9	10-22	@ TBL	1-4	L	37	12-29	@ STL	4-3	W	65	3-5	@ NYI	5-4	W
10	10-24	LAK	3-2	W	38	12-31	@ BUF	1-4	L	66	3-7	DET	3-6	L
11	10-28	MTL	3-3	T	39	1-3	FLA	3-2	W	67	3-9 (N)	WSH	7-5	W
12	10-30	@ HFD	4-1	W	40	1-5	CGY	1-4	L	68	3-10	@ BOS	2-2	T
13	10-31(N)	NJD	4-1	W	41	1-8	@ MTL	2-3	L	69	3-12	@ PIT	2-6	L
14	11-3	VAN	6-3	W	42	1-10	TBL	2-5	L	70	3-14	@ FLA	1-2	L
15	11-6	@ QUE	4-2	W	43	1-14	PHI	5-2	W	71	3-16	HFD	4-0	W
16	11-8	TBL	6-3	W	44	1-16	@ CHI	5-1	W	72	3-18	CHI	3-7	L
17	11-10	WPG	2-1	W	45	1-18	STL	4-1	W	73	3-22	@ CGY	4-4	T
18	11-13	@ WSH	2-0	W	46	1-25	@ SJS	8-3	W	74	3-23	@ EDM	5-3	W
19	11-14	SJS	3-3	T	47	1-27	@ LAK	5-4*	W	75	3-25	@ VAN	5-2	W
20	11-16	@ FLA	4-2	W	48	1-28	@ ANA	2-3	L	76	3-27	@ WPG	1-3	L
21	11-19	@ TBL	5-3	W	49	1-31	PIT	5-3	W	77	3-29	@ PHI	4-3	W
22	11-23	MTL	5-4	W	50	2-2	NYI	4-4	T	78	4-1	DAL	3-0	W
23	11-24	@ OTT	7-1	W	51	2-3	@ BOS	3-0	W	79	4-2	@ NJD	4-2	W
24	11-27	NYI	4-6	L	52	2-7	WSH	1-4	L	80	4-4	FLA	3-2	W
25	11-28	WSH	3-1	W	53	2-9	@ MTL	3-4*	L	81	4-8	TOR	5-3	W
26	11-30	@ NJD	3-1	W	54	2-12	@ OTT	4-3*	L	82	4-10	@ NYI	4-5	L
27	12-4	@ TOR	4-3	W	55	2-14	@ QUE	4-2	W	83	4-12	BUF	3-2	W
28	12-5	NJD	2-1	W	56	2-18	OTT	3-0	W	84	4-14	PHI	2-2	T

*Overtime

ALL-TIME RESULTS GAME-BY-GAME

1994-95

GAME	DATE	OPPONENT	SCORE	RESULT
1	1-20	BUF	1-2	L
2	1-21	MTL	5-2	W
3	1-23	BOS	1-2	L
4	1-25	PIT	2-3	L
5	1-28	@ QUE	0-2	L
6	1-30	OTT	6-2	W
7	2-1	@ PIT	3-4	L
8	2-2	TBL	3-3	T
9	2-4	@ OTT	2-1	W
10	2-8	WSH	5-4	W
11	2-9	@ NJD	1-4	L
12	2-11	@ TBL	3-2	W
13	2-15	@ BUF	2-1	W
14	2-16	MTL	2-2	T
15	2-18	@ MTL	2-5	L
16	2-20	@ TBL	3-1	W

1994-95 (CONT'D)

GAME	DATE	OPPONENT	SCORE	RESULT
17	2-21	@ FLA	5-3	W
18	2-24	HFD	1-2	L
19	2-26	@ BUF	4-2	W
20	2-28	FLA	0-0	T
21	3-1	@ HFD	5-2	W
22	3-3	PHI	5-3	W
23	3-5	@ WSH	2-4	L
24	3-6	OTT	4-3	W
25	3-8	NJD	6-4	W
26	3-11	@ MTL	1-3	L
27	3-15	PHI	3-4	L
28	3-18	@ WSH	1-4	L
29	3-2	NJD	2-5	L
30	3-23	@ NYI	0-1	L
31	3-25	@ QUE	1-2	L
32	3-30	QUE	4-5	L

1994-95 (CONT'D)

GAME	DATE	OPPONENT	SCORE	RESULT
33	4-1	@ BOS	3-2	W
34	4-2	@ PHI	2-4	L
35	4-5	@ FLA	5-0	W
36	4-7	NYI	3-4	L
37	4-9	@ NJD	0-2	L
38	4-12	BUF	3-1	W
39	4-14	BOS	5-3	W
40	4-16	@ NYI	3-2	W
41	4-18	@ PIT	5-6	L
42	4-20	HFD	3-2	W
43	4-23	@ BOS	4-5	L
44	4-24	WSH	5-4	W
45	4-26	TBL	6-4	W
46	4-28	NYI	2-4	L
47	4-30	@ PHI	2-0	W
48	5-2	FLA	3-4	L

1995-96

GAME	DATE	OPPONENT	SCORE	RESULT
1	10-7	@ HFD	0-2	L
2	10-11	WPG	6-4	W
3	10-14	@ TOR	2-0	W
4	10-16	HFD	5-7	L
5	10-17	@ NYI	5-1	W
6	10-20	@ BUF	3-1	W
7	10-22	OTT	2-4	L
8	10-24	VAN	5-2	W
9	10-26	@ TBL	4-4	T
10	10-29	TOR	3-2	W
11	10-31	@ SJS	5-3	W
12	11-2	@ LAK	3-5	L
13	11-3	@ ANA	4-7	L
14	11-6	CGY	4-2	W
15	11-8	TBL	5-4	W
16	11-10	NYI	4-1	W
17	11-11	@ HFD	4-1	W
18	11-14	@ STL	1-1	T
19	11-16	@ CHI	1-3	L
20	11-17	@ WPG	3-6	L
21	11-21	PIT	9-4	W
22	11-22	@ PIT	4-3	W
23	11-25	@ DET	0-2	L
24	11-27	NJD	1-1	T
25	11-29	BUF	5-3	W
26	12-1	COL	5-3	W
27	12-2	@ OTT	4-2	W
28	12-4	ANA	5-1	W

1995-96 (CONT'D)

GAME	DATE	OPPONENT	SCORE	RESULT
29	12-6	CHI	5-5	T
30	12-8	DET	2-1*	W
31	12-9	@ MTL	2-2	T
32	12-11	@ DAL	3-2	W
33	12-13	BOS	4-2	W
34	12-15	@ BUF	4-5	L
35	12-16	@ WSH	2-3	L
36	12-18	WSH	3-0	W
37	12-21	@ PHI	2-1	W
38	12-22	HFD	3-3	T
39	12-26	OTT	6-4	W
40	12-28	@ VAN	3-2	W
41	12-30	@ EDM	8-3	W
42	12-31	@ CGY	1-3	L
43	1-3	MTL	7-4	W
44	1-5	@ WSH	4-4	T
45	1-10	SJS	7-4	W
46	1-13	@ PHI	4-0	W
47	1-14	STL	3-3	T
48	1-22	LAK	3-1	W
49	1-24	PHI	4-1	W
50	1-27	@ BOS	5-3	W
51	1-31	@ DAL	1-1	T
52	2-3	@ COL	1-7	L
53	2-6	@ NYI	4-2	W
54	2-8	NYI	6-2	W
55	2-10	@ NJD	0-3	L
56	2-11	@ TBL	6-2	W

1995-96 (CONT'D)

GAME	DATE	OPPONENT	SCORE	RESULT
57	2-15	MTL	2-2	T
58	2-17	@ OTT	2-1*	W
59	2-18	@ PIT	5-4*	L
60	2-22	@ NYI	3-5	L
61	2-24	@ FLA	4-0	W
62	2-27	WSH	3-5	L
63	2-28	BOS	1-3	L
64	3-1	BUF	3-3	T
65	3-4	NJD	2-2	T
66	3-7	@ TBL	2-5	L
67	3-9	@ WSH	6-1	W
68	3-13	FLA	3-3	T
69	3-16	@ MTL	2-4	L
70	3-19	EDM	1-4	L
71	3-23	@ BOS	5-4	W
72	3-24	PIT	2-8	L
73	3-27	FLA	3-0	W
74	3-31	@ NYI	4-1	W
75	4-2	@ PHI	3-1	W
76	4-4	@ PHI	1-4	L
77	4-5	@ PHI	3-1	W
78	4-7	@ NJD	2-4	L
79	4-8	FLA	3-5	L
80	4-10	WSH	1-4	L
81	4-12	TBL	2-3	L
82	4-14	@ FLA	1-5	L

1996-97

GAME	DATE	OPPONENT	SCORE	RESULT
1	10-5	@ BOS	4-4	T
2	10-6	FLA	2-5	L
3	10-8	@ FLA	1-1	T
4	10-10	DAL	1-2	L
5	10-12	@ MTL	2-5	L
6	10-14	CGY	5-4	W
7	10-16	PIT	8-1	W
8	10-18	TBL	2-5	L
9	10-20	WSH	2-3	L
10	10-23	FLA	4-6	L
11	10-25	@ FLA	4-6	L
12	10-27	BUF	6-4	W
13	10-29	FLA	1-1	T
14	10-30	@ NJD	6-1	W
15	11-2	@ BOS	5-2	W
16	11-4	TBL	3-5	L
17	11-6	@ NYI	1-1	T
18	11-9	@ WSH	2-3	L
19	11-11	VAN	2-3	L
20	11-13	PHI	1-2	L
21	11-16	@ PIT	8-3	W
22	11-18	@ CGY	3-5	L
23	11-21	@ EDM	2-3	L
24	11-23	@ VAN	3-5	L
25	11-26	@ PHX	3-1	W
26	11-27	@ COL	5-2	W
27	12-1	MTL	6-2	W
28	12-4	PHI	1-1	T

1996-97 (CONT'D)

GAME	DATE	OPPONENT	SCORE	RESULT
29	12-6	TOR	6-5	W
30	12-7	@ TOR	4-0	W
31	12-9	PHX	5-2	W
32	12-11	NYI	3-5	L
33	12-13	@ BUF	3-0	W
34	12-16	HFD	5-2	W
35	12-18	LAK	4-0	W
36	12-21	@ MTL	3-2*	W
37	12-22	FLA	7-3	W
38	12-26	OTT	2-5	L
39	12-27	ANA	3-2	W
40	12-30	@ DAL	3-2	W
41	12-31	@ TBL	2-4	L
42	1-2	NYI	4-3	W
43	1-4	OTT	6-4	W
44	1-6	COL	2-2	T
45	1-8	TBL	3-4	L
46	1-9	@ WSH	0-2	L
47	1-12	NJD	3-0	W
48	1-13	NYI	2-4	L
49	1-21	EDM	4-4	T
50	1-22	@ WSH	5-3	W
51	1-25	@ PIT	7-4	W
52	1-27	CHI	1-2	L
53	2-1	@ PHI	4-2	W
54	2-2	BOS	2-3	L
55	2-5	HFD	5-2	W
56	2-8	@ NYI	5-2	W

1996-97 (CONT'D)

GAME	DATE	OPPONENT	SCORE	RESULT
57	2-9	@ FLA	3-4	L
58	2-13	@ STL	1-4	L
59	2-15	@ CHI	0-2	L
60	2-17	NJD	2-2	T
61	2-19	@ NJD	1-1	T
62	2-21	@ HFD	2-7	L
63	2-23	@ PHI	1-2	L
64	3-1	@ DET	0-3	L
65	3-3	SJS	5-4*	W
66	3-6	@ LAK	6-2	W
67	3-7	@ NYI	2-5	L
68	3-9	@ SJS	2-1	W
69	3-12	WSH	3-2	W
70	3-14	@ OTT	4-3*	W
71	3-17	OTT	3-4	L
72	3-19	MTL	4-5	L
73	3-21	DET	3-1	W
74	3-24	PIT	3-0	W
75	3-27	@ NJD	0-4	L
76	3-29	@ HFD	1-2	L
77	4-1	BUF	1-1	T
78	4-3	BOS	4-4	W
79	4-4	@ BUF	5-5	L
80	4-7	@ PHI	3-2	W
81	4-10	@ PHI	6-3	W
82	4-11	TBL	2-4	L

*Overtime

ALL-TIME RESULTS GAME-BY-GAME

1997-98					1997-98 (CONT'D)					1997-98 (CONT'D)				
GAME	DATE	OPPONENT	SCORE	RESULT	GAME	DATE	OPPONENT	SCORE	RESULT	GAME	DATE	OPPONENT	SCORE	RESULT
1	10-3	NYI	2-2	T	29	12-2	WSH	2-3*	L	57	2-7	@ PHX	1-1	T
2	10-5	LAK	2-2	T	30	12-5	PHI	4-4	T	58	2-26	@ TOR	5-2	W
3	10-8	@ EDM	3-3	T	31	12-6	@ MTL	3-3	T	59	2-28	PHI	1-3	L
4	10-9	@ CGY	1-1	T	32	12-8	PHX	3-1	W	60	3-22	BUF	0-1	L
5	10-11	@ VAN	6-3	W	33	12-10	CGY	1-4	L	61	3-4	@ FLA	4-3	W
6	10-14	PIT	0-1	L	34	12-12	FLA	3-4	L	62	3-7	@ NJD	3-6	L
7	10-15	@ OTT	1-5	L	35	12-16	@ NJD	3-4	L	63	3-9	NJD	2-2	T
8	10-18	@ STL	1-5	L	36	12-17	@ FLA	4-2	W	64	3-11	SJS	5-3	W
9	10-20	CAR	4-2	W	37	12-20	@ TBL	2-2	T	65**	3-12	@ MTL	1-4	L
10	10-22	CHI	0-1	L	38	12-21	BUF	0-2	L	66	3-14	@ BOS	1-5	L
11	10-24	TBL	4-3	W	39	12-23	TBL	4-1	W	67	3-16	OTT	5-4	W
12	10-26	ANA	3-3	T	40	12-26	@ BUF	0-3	L	68	3-18	MTL	2-1*	W
13	10-28	DAL	2-3	L	41	12-28	BOS	4-3	W	69	3-21	DET	3-4	L
14	10-30	@ NYI	1-3	L	42	12-31	@ TBL	0-2	L	70	3-22	@ PHI	4-5*	L
15	11-3	EDM	2-2	T	43	1-3	@ WSH	3-2	W	71	3-25	OTT	2-3*	L
16	11-5	@ COL	4-2	W	44	1-6	CAR	4-2	W	72	3-26	@ CAR	1-4	L
17	11-7	@ DAL	2-2	T	45	1-8	WSH	3-5	L	73	3-28	@ PIT	2-2	T
18	11-12	NJD	2-3	L	46	1-12	WSH	3-2	L	74	3-30	TBL	1-3	L
19	11-14	PIT	3-1	W	47	1-14	@ NJD	1-4	L	75	4-1	BOS	2-4	L
20	11-16	COL	4-1	W	48	1-20	STL	3-1	W	76	4-4	@ NYI	0-3	L
21	11-18	@ FLA	3-1	W	49	1-22	PHI	3-4	L	77	4-5	@ CHI	2-1*	W
22	11-19	@ TBL	3-6	L	50	1-24	NJD	3-3	T	78	4-7	MTL	2-3	L
23	11-21	@ CAR	4-3	W	51	1-26	WSH	2-2	T	79	4-11	@ DET	2-5	L
24	11-22	@ PIT	3-4*	L	52	1-29	@ OTT	2-2	T	80	4-14	@ WSH	1-3	L
25	11-25	VAN	2-4	L	53	1-31	@ BOS	2-4	L	81	4-15	NYI	4-2	W
26	11-26	@ NYI	1-4	L	54	2-2	@ SJS	3-2	W	82	4-18	@ PHI	2-1	W
27	11-28	@ BUF	3-3	T	55	2-4	@ ANA	2-3	L					
28	11-30	FLA	1-1	T	56	2-5	@ LAK	1-3	L					

1998-99					1998-99 (CONT'D)					1998-99 (CONT'D)				
GAME	DATE	OPPONENT	SCORE	RESULT	GAME	DATE	OPPONENT	SCORE	RESULT	GAME	DATE	OPPONENT	SCORE	RESULT
1	10-9	PHI	0-1	L	29	12-14	CGY	5-2	W	57	2-21	@ EDM	2-1*	W
2	10-10	@ MTL	1-7	L	30	12-16	@ NJD	4-6	L	58	2-22	@ CGY	2-6	L
3	10-12	NJD	2-4	L	31	12-19	@ TOR	3-7	L	59	2-26	PHX	3-0	W
4	10-16	STL	1-2	L	32	12-23	CAR	0-1	L	60	2-28	PHI	6-5	W
5	10-17	@ PIT	3-3	T	33	12-26	@ CAR	1-3	W	61	3-2	DAL	2-2	T
6	10-20	EDM	3-2	W	34	12-30	@ PHX	1-3	L	62	3-4	@ WSH	4-2	W
7	10-22	NYI	3-2	W	35	12-31	@ COL	6-3	W	63	3-7	@ BOS	3-1	W
8	10-24	@ PHI	2-2	T	36	1-2	@ STL	1-0	W	64	3-8	TOR	3-2*	W
9	10-27	BUF	0-0	T	37	1-4	SJS	4-3	W	65	3-10	OTT	0-3	L
10	10-30	CAR	1-0	W	38	1-6	NJD	2-5	L	66	3-12	BOS	4-5	L
11	11-3	@ NJD	1-3	L	39	1-7	@ WSH	1-5	L	67	3-14	@ NYI	3-2*	W
12	11-4	MTL	1-4	L	40	1-10	TBL	5-2	W	68	3-15	WSH	1-1	T
13	11-7	@ TOR	6-6	T	41	1-13	NYI	4-3*	W	69	3-19	BUF	2-3*	L
14	11-10	@ TBL	10-2	W	42	1-15	CHI	1-3	L	70	3-21	PIT	2-2	T
15	11-11	@ FLA	1-4	L	43	1-16	@ MTL	0-3	L	71	3-22	@ TBL	3-6	L
16	11-13	BOS	3-3	T	44	1-19	OTT	1-2	L	72	3-24	@ FLA	2-1	W
17	11-18	@ ANA	1-3	L	45	1-21	FLA	1-2	L	73	3-27	@ PHI	1-3	L
18	11-19	@ LAK	5-1	W	46	1-26	@ WSH	4-1	W	74	3-29	NYI	3-1	W
19	11-21	@ SJS	2-2	T	47	1-28	@ CAR	2-3*	L	75	4-2	ANA	1-4	L
20	11-25	@ BUF	2-4	L	48	1-30	@ DET	3-2	W	76	4-4	@ NJD	1-4	L
21	11-27	@ PIT	2-2	T	49	2-1	WSH	1-3	L	77	4-5	@ PHI	5-1	W
22	11-29	NSH	5-1	W	50	2-4	VAN	8-4	W	78	4-8	@ CHI	2-6	L
23	12-1	FLA	5-4*	W	51	2-7	@ BOS	2-3	L	79	4-9	@ DAL	1-3	L
24	12-2	@ NYI	3-2	W	52	2-12	CAR	1-3	L	80	4-12	TBL	2-1	W
25	12-5	@ OTT	2-1	W	53	2-14	DET	2-4	L	81	4-15	@ OTT	2-2	T
26	12-7	TOR	6-2	W	54	2-15	@ NSH	7-4	W	82	4-18	PIT	1-2*	L
27	12-9	COL	1-2	L	55	2-17	MTL	3-6	L					
28	12-11	@ BUF	0-2	L	56	2-19	PIT	6-1	W					

1999-00					1999-00 (CONT'D)					1999-00 (CONT'D)				
GAME	DATE	OPPONENT	SCORE	RESULT	GAME	DATE	OPPONENT	SCORE	RESULT	GAME	DATE	OPPONENT	SCORE	RESULT
1	10-1	@ EDM	1-1	T	29	12-15	LAK	8-3	W	57	2-13	NYI	2-4	L
2	10-2	@ VAN	1-2	L	30	12-17	WSH	2-3*	RT	58	2-15	@ TBL	2-2	T
3	10-5	OTT	1-2	L	31	12-19	TBL	5-4*	W	59	2-16	@ FLA	0-3	L
4	10-8	CAR	3-1	W	32	12-21	@ BUF	1-3	L	60	2-18	COL	2-4	L
5	10-10	PHX	4-2	W	33	12-23	@ NYI	2-4	L	61	2-20	PHI	2-3	L
6	10-11	NYI	4-2	W	34	12-26	NJD	3-3	T	62	2-22	PIT	4-3	W
7	10-14	PIT	2-5	L	35	12-28	@ PHX	2-2	T	63	2-25	@ BUF	6-3	W
8	10-17	ATL	4-1	W	36	12-29	@ DAL	3-4*	RT	64	2-26	@ OTT	2-4	L
9	10-19	SJS	1-2	L	37	1-2	@ MTL	2-2	T	65	3-1	BUF	3-3	T
10	10-20	@ PHI	0-5	L	38	1-3	STL	2-5	L	66	3-3	FLA	4-2	W
11	10-22	PHI	0-2	L	39	1-5	TOR	3-2*	W	67	3-6	@ SJS	1-2	L
12	10-24	VAN	0-3	L	40	1-8	@ TOR	5-3	W	68	3-8	@ ANA	4-3*	W
13	10-30	@ MTL	2-2	T	41	1-9	@ CAR	0-1	L	69	3-9	@ LAK	1-3	L
14	11-3	NYI	3-3	T	42	1-15	@ NYI	5-2	W	70	3-11	@ PIT	1-3	L
15	11-5	@ COL	1-4	L	43	1-16	ATL	6-3	W	71	3-13	DAL	3-4	L
16	11-7	@ CHI	3-1	W	44	1-18	CAR	3-2	W	72	3-15	TBL	4-4	T
17	11-10	OTT	3-4	L	45	1-20	@ CAR	4-1	W	73	3-18	@ PHI	3-2	W
18	11-11	@ WSH	5-4*	W	46	1-22	@ STL	4-1	W	74	3-19	@ PIT	4-5	L
19	11-13	BOS	2-5	L	47	1-24	@ ATL	6-3	W	75	3-21	FLA	3-4	L
20	11-18	@ BOS	3-5	L	48	1-25	@ PIT	4-3	W	76	3-23	WSH	1-4	L
21	11-20	@ TOR	3-4*	RT	49	1-27	TOR	3-4	L	77	3-26	@ DET	2-8	L
22	11-24	@ TBL	6-3	W	50	1-29	@ OTT	2-3	L	78	3-27	DET	0-6	L
23	11-26	@ FLA	2-6	L	51	1-31	NSH	5-1	W	79	4-1	@ BOS	2-2	T
24	12-1	@ NJD	2-3	L	52	2-2	@ NJD	1-3	L	80	4-3	@ WSH	1-4	L
25	12-3	@ MTL	3-2	W	53	2-3	@ ATL	6-3	W	81	4-5	MTL	0-3	L
26	12-4	@ PIT	1-1	T	54	2-6	@ NJD	2-2	T	82	4-8	PHI	1-4	L
27	12-6	CGY	3-2*	W	55	2-9	@ NJD	1-4	L					
28	12-8	EDM	2-1*	W	56	2-11	BOS	5-2	W					

*Overtime

ALL-TIME RESULTS GAME-BY-GAME

2000-01

GAME	DATE	OPPONENT	SCORE	RESULT
1	10-7	@ ATL	2-1	W
2	10-11	@ MTL	3-1	W
3	10-14	@ PIT	6-8	L
4	10-16	@ ANA	3-4	L
5	10-18	@ CHI	4-2	W
6	10-22	TBL	2-4	L
7	10-24	PHI	4-5	L
8	10-26	@ PHI	0-3	L
9	10-27	PIT	1-4	L
10	10-29	BOS	5-1	W
11	11-1	TBL	6-1	W
12	11-2	@ OTT	5-6	L
13	11-4	@ MTL	5-2	W
14	11-7	@ EDM	4-3	W
15	11-9	@ WSH	5-3	W
16	11-12	@ PHX	0-2	L
17	11-15	@ MIN	3-2	W
18	11-17	@ VAN	3-4	L
19	11-18	@ CGY	5-4*	W
20	11-21	@ NYI	1-3	L
21	11-22	@ NYI	4-3*	W
22	11-24	@ BUF	2-3	L
23	11-26	OTT	3-2	W
24	11-28	LAK	7-6	W
25	11-29	@ NJD	2-5	L
26	12-2	@ TOR	2-8	L
27	12-3	COL	3-6	L
28	12-6	WSH	3-2	W

2000-01 (CONT'D)

GAME	DATE	OPPONENT	SCORE	RESULT
29	12-8	BUF	5-2	W
30	12-9	@ BOS	4-6	L
31	12-12	@ SJS	2-3	L
32	12-14	@ LAK	5-5	T
33	12-15	@ ANA	4-6	L
34	12-18	FLA	6-3	W
35	12-20	STL	3-6	L
36	12-23	NSH	2-3*	OTL
37	12-27	@ CAR	3-4	L
38	12-28	ATL	1-4	L
39	12-31	@ DAL	1-6	L
40	1-4	@ PHX	1-3	L
41	1-6	NJD	5-5	T
42	1-8	DAL	1-2	L
43	1-13	@ BOS	1-4	L
44	1-14	MIN	4-2	W
45	1-16	PHI	4-3*	W
46	1-18	TOR	2-1*	W
47	1-20	@ MTL	2-2	T
48	1-22	@ CAR	5-2	W
49	1-24	CAR	2-3	L
50	1-26	NYI	2-3	L
51	1-27	@ TOR	1-3	L
52	1-29	ATL	2-7	L
53	1-31	MTL	4-2	W
54	2-6	BUF	3-6	L
55	2-9	@ FLA	4-2	W
56	2-11	NJD	1-1	T

2000-01 (CONT'D)

GAME	DATE	OPPONENT	SCORE	RESULT
57	2-12	@ CBJ	4-3	W
58	2-17	@ TBL	5-4	W
59	2-19	@ TBL	4-2	W
60	2-23	CHI	4-6	L
61	2-25	@ PHI	1-2	L
62	2-26	OTT	2-3	L
63	2-28	FLA	4-2	W
64	3-2	PIT	5-7	L
65	3-4	@ NSH	2-5	L
66	3-5	NYI	2-5	L
67	3-9	@ WSH	3-5	L
68	3-10	@ OTT	3-2	W
69	3-12	PIT	3-3	T
70	3-14	@ BUF	3-6	L
71	3-17	@ PHI	1-2	L
72	3-19	WSH	6-3	W
73	3-21	@ NJD	0-4	L
74	3-24	DET	0-6	L
75	3-25	BOS	3-4	L
76	3-28	NYI	4-2	W
77	3-29	@ NYI	6-4	W
78	3-31	@ NJD	4-3	W
79	4-1	@ ATL	4-2	W
80	4-4	CAR	1-3	L
81	4-5	@ TBL	4-3*	W
82	4-7	@ FLA	0-3	L

2001-02

GAME	DATE	OPPONENT	SCORE	RESULT
1	10-5	@ CAR	1-3	L
2	10-7	BUF	5-4*	W
3	10-13	OTT	2-2*	T
4	10-13	@ OTT	2-2*	T
5	10-15	@ MTL	2-1	W
6	10-17	NJD	4-3*	W
7	10-19	@ ATL	4-3	W
8	10-20	@ TBL	2-5	L
9	10-22	SJS	1-5	L
10	10-25	@ STL	1-5	L
11	10-27	@ BOS	2-1*	W
12	10-29	DAL	4-2	W
13	10-31	FLA	1-3	L
14	11-2	@ CAR	2-3	L
15	11-3	@ FLA	5-3	W
16	11-6	MIN	3-1	W
17	11-8	@ NYI	6-2	W
18	11-10	@ BUF	4-2	W
19	11-11	PHI	3-2*	W
20	11-14	MTL	4-2	W
21	11-17	@ PIT	0-1*	OTL
22	11-18	ATL	6-2	W
23	11-20	COL	5-3	W
24	11-23	@ WSH	1-2	L
25	11-25	ANA	2-6	L
26	11-27	@ BUF	2-2*	T
27	11-29	CAR	5-0	W
28	12-1	@ MTL	3-1	W

2001-02 (CONT'D)

GAME	DATE	OPPONENT	SCORE	RESULT
29	12-2	TBL	1-0	W
30	12-4	@ WSH	2-5	L
31	12-6	@ TOR	3-6	L
32	12-8	TOR	3-4	L
33	12-10	CAR	3-4*	OTL
34	12-12	NSH	2-4	L
35	12-15	BUF	4-2	W
36	12-17	FLA	4-2	W
37	12-19	NJD	2-2*	T
38	12-21	NYI	1-2	L
39	12-23	OTT	3-2	W
40	12-28	@ SJS	5-3	W
41	12-29	@ LAK	5-4	W
42	12-31	@ PHX	0-5	L
43	1-2	@ EDM	1-4	L
44	1-3	@ COL	2-3*	OTL
45	1-5	@ PIT	1-4	L
46	1-9	LAK	0-4	L
47	1-12	@ PHI	2-4	L
48	1-14	CBJ	2-2*	T
49	1-16	@ CBJ	0-2	L
50	1-17	@ NJD	4-6	L
51	1-22	@ NYI	5-4	W
52	1-23	BOS	2-4	L
53	1-26	WSH	6-3	W
54	1-28	TBL	0-1	L
55	1-30	NYI	3-6	L
56	2-6	@ DET	1-3	L

2001-02 (CONT'D)

GAME	DATE	OPPONENT	SCORE	RESULT
57	2-8	@ ATL	2-1	W
58	2-10	PIT	4-3	W
59	2-13	@ DAL	2-4	L
60	2-26	NJD	3-4	L
61	2-28	OTT	0-3	L
62	3-1	PHI	6-5	W
63	3-4	CGY	3-5	L
64	3-5	@ NYI	3-2*	W
65	3-7	@ CHI	1-5	L
66	3-9	@ PIT	2-3*	OTL
67	3-11	MTL	1-1	W
68	3-13	BOS	1-3	L
69	3-16	@ NJD	1-3	L
70	3-17	DET	3-5	L
71	3-19	VAN	1-3	L
72	3-21	@ OTT	5-2	W
73	3-22	ATL	2-4	L
74	3-25	@ NYI	2-5	L
75	3-27	PHI	2-4	L
76	3-30	@ FLA	4-2	W
77	4-1	@ TOR	6-4	W
78	4-4	@ TBL	4-2	W
79	4-6	@ BOS	6-4	W
80	4-8	PIT	3-2	L
81	4-10	TOR	2-7	L
82	4-13	@ PHI	1-2	L

2002-03

GAME	DATE	OPPONENT	SCORE	RESULT
1	10-9	@ CAR	4-1	W
2	10-11	MTL	1-4	L
3	10-12	@ PIT	0-6	L
4	10-15	TOR	5-4	W
5	10-17	@ BUF	4-4	T
6	10-19	NSH	2-2	T
7	10-21	TBL	2-4	L
8	10-23	WSH	1-2	L
9	10-25	LAK	2-6	L
10	10-26	@ TOR	4-3	W
11	10-28	PHX	3-2*	W
12	10-30	@ TBL	0-3	L
13	11-2	@ BOS	2-3	L
14	11-3	STL	2-3	L
15	11-5	EDM	2-5	W
16	11-7	CGY	1-0*	W
17	11-9	@ CBJ	3-6	L
18	11-11	@ SJS	5-4	W
19	11-14	@ CGY	2-1	W
20	11-16	@ VAN	1-3	L
21	11-19	ANA	3-2*	W
22	11-21	@ NJD	4-4	T
23	11-23	NYI	1-3	L
24	11-25	CAR	3-1	W
25	11-28	@ ATL	4-7	L
26	11-29	DAL	3-3	T
27	12-1	TBL	4-3	W
28	12-3	CBJ	5-3	W

2002-03 (CONT'D)

GAME	DATE	OPPONENT	SCORE	RESULT
29	12-5	@ PHI	2-3*	OTL
30	12-6	BUF	1-4	L
31	12-8	BOS	1-4	L
32	12-11	CHI	3-4	L
33	12-14	@ TOR	1-4	L
34	12-16	SJS	2-1*	W
35	12-19	MTL	1-3	L
36	12-23	@ DET	2-3	L
37	12-23	NJD	2-2	T
38	12-26	PIT	1-6	L
39	12-28	@ FLA	2-1*	W
40	12-29	@ TBL	3-5	L
41	12-31	@ CAR	2-0	W
42	1-4	WSH	2-2	T
43	1-6	OTT	2-5	L
44	1-8	CAR	5-1	W
45	1-9	@ MTL	2-3	L
46	1-11	@ PIT	3-1	W
47	1-13	TOR	5-1	W
48	1-15	@ WSH	2-1*	W
49	1-19	PHI	2-4	L
50	1-21	@ NYI	5-0	W
51	1-23	@ NSH	4-2	W
52	1-25	ATL	1-4	L
53	1-26	@ WSH	2-7	L
54	1-28	ATL	2-5	L
55	1-30	COL	3-4*	OTL
56	2-5	OTT	3-5	L

2002-03 (CONT'D)

GAME	DATE	OPPONENT	SCORE	RESULT
57	2-6	@ STL	4-4	T
58	2-8	@ PHI	1-2	L
59	2-12	@ FLA	3-1	W
60	2-14	PIT	1-0	W
61	2-15	@ BUF	4-5	L
62	2-17	@ OTT	2-3	L
63	2-19	@ MIN	4-2	W
64	2-21	@ ANA	6-2	W
65	2-23	@ COL	1-4	L
66	2-25	@ NJD	3-3	T
67	2-27	BOS	4-1	W
68	3-1	FLA	5-2	W
69	3-3	NYI	1-1	T
70	3-7	PHI	5-1	W
71	3-10	FLA	1-2	L
72	3-13	@ OTT	2-3*	OTL
73	3-15	@ NJD	1-3	L
74	3-17	NYI	1-0	W
75	3-19	BUF	3-0	W
76	3-22	@ PHI	2-1	W
77	3-26	PIT	1-3	L
78	3-29	@ BOS	3-1	W
79	3-31	ATL	3-4*	OTL
80	4-1	@ NYI	2-2	T
81	4-4	@ NJD	1-2	L
82	4-5	@ MTL	4-5	L

*Overtime

ALL-TIME RESULTS GAME-BY-GAME

2003-04

GAME	DATE	OPPONENT	SCORE	RESULT
1	10-10	@ MIN	3-5	L
2	10-11	@ CBJ	0-5	L
3	10-16	ATL	0-0	T
4	10-18	CAR	2-2	T
5	10-20	FLA	3-1	W
6	10-25	DET	3-1	W
7	10-28	ANA	1-3	L
8	10-30	CAR	4-1	W
9	11-1	@ MTL	5-1	W
10	11-2	COL	23*	OTL
11	11-4	DAL	3-0	L
12	11-6	@ CAR	3-6	L
13	11-8	PHI	12*	OTL
14	11-10	EDM	4-5	L
15	11-12	PIT	6-2	W
16	11-15	@ NJD	0-5	L
17	11-16	@ CHI	2-2	T
18	11-18	@ SJS	2-2	T
19	11-20	COL	3-4	L
20	11-23	OTT	6-2	W
21	11-25	@ TBL	2-0	W
22	11-26	@ FLA	3-3	T
23	11-28	PIT	4-1	W
24	11-30	TOR	2-4	L
25	12-2	@ TOR	4-5	L
26	12-4	@ NYI	4-2	W
27	12-7	TBL	2-3	L
28	12-10	MTL	1-2	L

2003-04 (CONT'D)

GAME	DATE	OPPONENT	SCORE	RESULT
29	12-12	@ BUF	3-1	W
30	12-13	@ TOR	1-3	L
31	12-18	NYI	4-3	W
32	12-20	@ OTT	1-3	L
33	12-22	BOS	4-2	W
34	12-26	TOR	5-5*	T
35	12-29	@ PHX	3-2*	W
36	12-30	@ LAK	3-2*	W
37	1-1	@ STL	4-5	L
38	1-3	@ PIT	4-1	W
39	1-5	CGY	0-5	L
40	1-8	@ CAR	2-3	L
41	1-10	@ NYI	3-2	W
42	1-11	TBL	1-2*	OTL
43	1-13	NYI	4-1	W
44	1-15	NJD	3-3	T
45	1-17	@ MTL	2-2	T
46	1-19	@ BOS	2-5	L
47	1-20	BOS	1-4	L
48	1-22	PHI	2-4	L
49	1-24	@ OTT	1-9	L
50	1-26	FLA	5-2	W
51	1-28	WSH	1-2	L
52	1-30	@ BUF	1-3	L
53	1-31	@ BUF	1-3	L
54	2-2	VAN	4-3	W
55	2-4	MIN	3-4	L
56	2-11	@ NJD	3-1	W

2003-04 (CONT'D)

GAME	DATE	OPPONENT	SCORE	RESULT
57	2-12	@ PHI	1-2	L
58	2-14	@ PHI	2-6	L
59	2-16	OTT	1-4	L
60	2-19	NYI	6-2	W
61	2-21	NJD	3-7	L
62	2-23	MTL	1-4	L
63	2-26	@ NYI	6-3	W
64	2-28	@ NSH	1-2*	OTL
65	2-29	@ ATL	2-3	L
66	3-2	ATL	3-4	L
67	3-4	@ BOS	1-3	L
68	3-5	WSH	3-2	W
69	3-7	PIT	4-7	L
70	3-9	@ ATL	2-0	W
71	3-12	@ TBL	2-5	L
72	3-13	@ FLA	2-3*	OTL
73	3-15	NJD	1-3	L
74	3-18	@ WSH	3-4*	OTL
75	3-20	@ PHI	0-3	L
76	3-21	@ PIT	3-4*	OTL
77	3-23	PIT	2-5	L
78	3-25	NSH	2-4	L
79	3-27	@ PHI	3-1	W
80	3-30	@ NJD	0-5	L
81	3-31	BUF	3-4	L
82	4-3	@ WSH	3-2*	W

2005-06

GAME	DATE	OPPONENT	SCORE	RESULT
1	10-5	@ PHI	5-3	W
2	10-6	MTL	3-4*	OT
3	10-8	@ NJD	23*	OT
4	10-10	@ WSH	2-3	L
5	10-13	NJD	4-1	W
6	10-15	ATL	5-1	W
7	10-17	FLA	4-0	W
8	10-19	NYI	23**	OT
9	10-20	@ NYI	4-5	L
10	10-22	@ BUF	1-3	L
11	10-27	NYI	3-1	W
12	10-29	@ MTL	5-2	W
13	10-31	MTL	1-4	L
14	11-3	@ NJD	4-2	W
15	11-5	NJD	3-2**	W
16	11-7	PIT	2-3	L
17	11-9	@ FLA	4-3**	W
18	11-10	@ TBL	5-2	W
19	11-12	PIT	6-1	W
20	11-15	@ TOR	1-2	L
21	11-17	@ CAR	1-5	L
22	11-19	CAR	4-3	W
23	11-20	BOS	3-2	W
24	11-22	@ BUF	3-2**	W
25	11-24	@ ATL	6-3	W
26	11-26	WSH	3-2**	W
27	12-1	PIT	2-1	W
28	12-3	@ WSH	1-5	L

2005-06 (CONT'D)

GAME	DATE	OPPONENT	SCORE	RESULT
29	12-5	MIN	3-1	W
30	12-7	@ CHI	1-2*	OT
31	12-8	@ NSH	5-1	W
32	12-10	@ STL	5-4*	W
33	12-13	VAN	2-3	L
34	12-18	COL	1-2	L
35	12-20	NJD	1-3	L
36	12-22	TBL	4-2	W
37	12-26	@ OTT	2-6	L
38	12-28	@ NYI	6-2	W
39	12-31	@ PIT	3-4*	OT
40	1-3	TBL	0-1*	OT
41	1-5	PHI	3-4*	OT
42	1-7	FLA	4-0	W
43	1-10	CGY	4-2	W
44	1-12	EDM	5-4*	W
45	1-14	@ DET	3-4	L
46	1-16	@ CBJ	3-4	L
47	1-19	@ PIT	4-2	W
48	1-21	@ BOS	3-2**	W
49	1-22	NJD	3-1	W
50	1-24	BUF	1-2	L
51	1-28	PIT	7-1	W
52	1-30	PHI	2-3*	OT
53	2-1	PIT	3-1	W
54	2-2	@ NYI	5-2	W
55	2-4	@ PHI	4-3*	W
56	2-8	OTT	5-1	W

2005-06 (CONT'D)

GAME	DATE	OPPONENT	SCORE	RESULT
57	2-10	@ TOR	4-2	W
58	2-11	@ TOR	4-2	W
59	3-2	@ PHI	6-1	W
60	3-4	@ NJD	1-2	L
61	3-6	CAR	1-2	L
62	3-8	@ ATL	2-3**	OT
63	3-11	@ MTL	0-1	L
64	3-12	ATL	2-3*	OT
65	3-14	@ CAR	3-5	L
66	3-16	WSH	5-4	W
67	3-18	TOR	5-2	W
68	3-20	BOS	5-2	W
69	3-22	PHI	3-6	L
70	3-24	@ FLA	2-3**	OT
71	3-25	@ TBL	3-4**	OT
72	3-27	@ BUF	5-4**	W
73	3-29	@ NYI	5-1	W
74	3-30	@ OTT	1-4	L
75	4-4	@ PHI	3-2**	W
76	4-6	NYI	3-1	W
77	4-8	@ BOS	4-3*	W
78	4-9	@ NJD	2-3	L
79	4-11	NYI	2-3	L
80	4-13	@ PIT	3-5	L
81	4-15	@ PHI	1-4	L
82	4-18	OTT	1-5	L

2006-07

GAME	DATE	OPPONENT	SCORE	RESULT
1	10-5	WSH	5-2	W
2	10-7	@ PHI	5-4**	W
3	10-10	PHI	2-4	L
4	10-12	PIT	5-6	L
5	10-14	@ BUF	4-7	L
6	10-16	NJD	4-2	W
7	10-18	NSH	0-3	L
8	10-21	@ TOR	5-4**	W
9	10-25	FLA	2-4	L
10	10-28	@ PHX	7-3	W
11	10-30	@ LAK	1-4	L
12	11-1	@ ANA	4-3*	W
13	11-2	@ SJS	3-1	W
14	11-5	BUF	3-4*	OT
15	11-8	@ FLA	4-3**	W
16	11-10	@ ATL	5-2	W
17	11-11	WSH	1-3	L
18	11-14	NJD	3-2	W
19	11-15	@ CAR	1-2	L
20	11-18	@ PIT	1-3	L
21	11-19	TBL	4-1	W
22	11-21	CAR	4-0	W
23	11-25	@ PIT	2-1*	W
24	11-26	BUF	2-3*	OT
25	11-28	ATL	4-5*	OT
26	12-1	@ BUF	3-4**	OT
27	12-3	NYI	4-7	L
28	12-7	PIT	3-2**	W

2006-07 (CONT'D)

GAME	DATE	OPPONENT	SCORE	RESULT
29	12-9	@ OTT	3-1	W
30	12-10	FLA	2-1	W
31	12-12	@ PHI	3-1	W
32	12-14	@ DAL	5-2	W
33	12-16	@ TOR	2-9	L
34	12-17	NJD	1-6	L
35	12-19	NYI	3-4	L
36	12-21	@ FLA	2-3	L
37	12-23	@ TBL	3-4	L
38	12-26	@ NYI	0-2	L
39	12-29	@ OTT	0-1	L
40	12-20	WSH	4-1	W
41	1-2	@ NJD	3-2**	W
42	1-4	PHI	3-2	W
43	1-6	@ MTL	4-3	W
44	1-9	NYI	3-5	L
45	1-11	OTT	4-6	L
46	1-13	BOS	3-1	W
47	1-16	@ NJD	0-1	L
48	1-20	ATL	1-3	L
49	1-27	@ PHI	2-1	W
50	1-29	@ BOS	6-1	W
51	1-31	TOR	1-2	L
52	2-3	@ TBL	2-3	L
53	2-5	DET	3-4	L
54	2-6	@ NJD	2-3**	OT
55	2-9	TBL	5-0	W
56	2-10	@ WSH	5-2	W

2006-07 (CONT'D)

GAME	DATE	OPPONENT	SCORE	RESULT
57	2-15	@ CAR	4-1	W
58	2-17	PHI	3-5	L
59	2-18	CHI	2-1	W
60	2-20	@ NJD	1-2	L
61	2-22	NJD	2-3**	OT
62	2-24	CBJ	2-3	L
63	2-27	MTL	4-0	W
64	3-1	PIT	3-4**	OT
65	3-3	STL	3-2**	W
66	3-5	NYI	2-1**	W
67	3-8	@ NYI	2-1	W
68	3-10	@ PIT	2-3*	OT
69	3-11	CAR	2-1**	W
70	3-13	OTT	2-3	L
71	3-16	@ ATL	1-2*	OT
72	3-17	BOS	7-0	W
73	3-19	PIT	2-1	W
74	3-21	PHI	5-0	W
75	3-24	@ BOS	2-1**	W
76	3-25	@ NYI	2-1*	W
77	3-27	@ MTL	4-6	L
78	3-31	@ PHI	6-4	W
79	4-1	TOR	7-2	W
80	4-3	@ NYI	2-3**	OT
81	4-5	MTL	3-1	W
82	4-7	@ PIT	1-2	L

* Overtime
** Shootout

ALL-TIME RESULTS GAME-BY-GAME

2007-08

GAME	DATE	OPPONENT	SCORE	RESULT
1	10-4	FLA	5-2	W
2	10-6	@ OTT	0-2	L
3	10-10	@ NYI	1-2	L
4	10-12	WSH	3-1	W
5	10-13	OTT	1-3	L
6	10-18	@ ATL	3-5	L
7	10-20	@ BOS	0-1**	OT
8	10-23	@ PIT	0-1	L
9	10-25	NJD	2-0	W
10	10-27	TOR	1-4	L
11	10-29	TBL	3-1	W
12	11-1	WSH	2-0	W
13	11-3	NJD	2-1**	W
14	11-5	PHI	2-0	W
15	11-6	@ NYI	2-3	L
16	11-8	PIT	4-2	W
17	11-10	@ TOR	3-2**	W
18	11-14	@ NJD	4-2	W
19	11-15	@ PHI	4-3**	W
20	11-17	@ PIT	4-3**	W
21	11-19	NYI	1-2	L
22	11-21	@ TBL	2-1	W
23	11-23	FLA	2-3**	OT
24	11-25	DAL	2-3	L
25	11-29	NYI	4-2	W
26	12-1	@ OTT	5-2	W
27	12-3	CAR	0-4	L
28	12-6	TOR	2-6	L

2007-08 (CONT'D)

GAME	DATE	OPPONENT	SCORE	RESULT
29	12-7	@ ATL	2-4	L
30	12-9	NJD	1-0*	W
31	12-12	@ WSH	4-5*	OT
32	12-16	PHX	1-5	L
33	12-18	PIT	4-0	W
34	12-20	@ MIN	3-6	L
35	12-21	@ COL	3-4*	OT
36	12-23	OTT	1-3	L
37	12-26	CAR	4-2	W
38	12-29	@ TOR	6-1	W
39	12-30	MTL	4-3*	W
40	1-2	@ CGY	3-4	L
41	1-3	@ VAN	0-3	L
42	1-5	@ EDM	2-3**	OT
43	1-8	TBL	3-5	L
44	1-10	PHI	2-6	L
45	1-12	MTL	4-1	W
46	1-14	@ PIT	1-4	L
47	1-16	@ BUF	2-1	W
48	1-19	@ BOS	3-4**	OT
49	1-20	BOS	1-3	L
50	1-22	ATL	4-0	W
51	1-24	ATL	2-1**	W
52	1-29	@ CAR	1-3	L
53	1-31	@ PHI	4-0	W
54	2-1	@ NJD	3-1	W
55	2-3	@ MTL	5-3	W
56	2-5	LAK	2-4	L

2007-08 (CONT'D)

GAME	DATE	OPPONENT	SCORE	RESULT
57	2-7	@ ANA	1-4	L
58	2-9	@ PHI	2-0	W
59	2-10	@ WSH	2-3*	OT
60	2-16	BUF	5-1	W
61	2-17	SJS	3-1	W
62	2-19	@ MTL	5-6**	OT
63	2-23	@ BUF	4-3	W
64	2-24	FLA	5-0	W
65	2-28	@ CAR	4-2	W
66	3-2	PHI	5-4**	W
67	3-4	@ NYI	3-4**	OT
68	3-6	@ NYI	4-1	W
69	3-9	@ BOS	1-0**	W
70	3-10	@ BUF	3-2**	W
71	3-14	@ FLA	2-3	L
72	3-15	@ TBL	0-3	L
73	3-18	PIT	5-2	W
74	3-19	@ NJD	2-1**	OT
75	3-25	@ PHI	3-4**	OT
76	3-27	NJD	1-2*	OT
77	3-27	PHI	3-2	W
78	3-30	@ PIT	1-3	L
79	3-31	PIT	2-1*	W
80	4-3	@ NYI	3-0	W
81	4-4	@ NYI	3-4**	OT
82	4-6	@ NJD	2-3**	OT

2008-09

GAME	DATE	OPPONENT	SCORE	RESULT
1	10-4	@ TBL	2-1	W
2	10-5	TBL	2-1	W
3	10-10	CHI	4-2	W
4	10-11	@ PHI	4-3	W
5	10-13	NJD	4-1	W
6	10-15	BUF	1-3	L
7	10-17	TOR	1-0**	W
8	10-18	@ DET	4-5*	OT
9	10-20	DAL	1-2	L
10	10-24	@ CBJ	3-1	W
11	10-25	PIT	3-2**	W
12	10-27	@ NYI	4-2	W
13	10-30	ATL	3-2	W
14	11-1	@ TOR	2-5	L
15	11-4	NYI	1-2	L
16	11-6	TBL	5-2	W
17	11-8	@ WSH	1-3	L
18	11-10	EDM	2-3**	OT
19	11-12	NJD	5-2	W
20	11-15	BOS	3-2**	W
21	11-17	OTT	2-1**	W
22	11-19	VAN	3-6	L
23	11-22	@ OTT	1-4	L
24	11-24	PHX	4-1	W
25	11-26	@ TBL	3-2**	W
26	11-28	@ FLA	4-3**	W
27	11-30	FLA	0-4	L
28	12-3	PIT	3-2**	W

2008-09 (CONT'D)

GAME	DATE	OPPONENT	SCORE	RESULT
29	12-4	@ MTL	2-6	L
30	12-7	CGY	0-3	L
31	12-10	@ ATL	3-2*	W
32	12-12	@ NJD	5-8	L
33	12-13	CAR	3-2**	W
34	12-16	@ ANA	3-1	W
35	12-17	@ LAK	3-2*	W
36	12-20	@ SJS	2-3	L
37	12-23	WSH	4-5*	OT
38	12-27	NJD	2-4	L
39	12-29	NYI	5-4	W
40	1-3	@ WSH	1-2	L
41	1-5	PIT	4-0	W
42	1-7	MTL	3-6	L
43	1-9	@ BUF	1-2**	OT
44	1-10	@ OTT	2-0	W
45	1-13	@ NYI	2-1	W
46	1-16	@ CHI	3-2*	W
47	1-18	@ PIT	0-3	L
48	1-20	ANA	4-2	W
49	1-27	CAR	3-2	W
50	1-28	@ PIT	2-6	L
51	1-31	@ BOS	0-1	L
52	2-3	DAL	1-2**	OT
53	2-6	@ ATL	2-10	L
54	2-9	@ NJD	0-3	L
55	2-11	WSH	5-4**	W
56	2-13	@ FLA	1-2**	OT

2008-09 (CONT'D)

GAME	DATE	OPPONENT	SCORE	RESULT
57	2-15	PHI	2-5	L
58	2-16	@ STL	1-2	L
59	2-18	NYI	3-1	W
60	2-21	@ BUF	2-4	L
61	2-22	TOR	2-3*	OT
62	2-25	@ TOR	1-2**	OT
63	2-26	FLA	1-2	L
64	2-28	COL	6-1	W
65	3-5	@ NYI	4-2	W
66	3-8	BOS	4-3	W
67	3-9	@ CAR	0-3	L
68	3-12	@ NSH	4-2	W
69	3-14	@ PHI	2-4	L
70	3-15	PHI	4-1	W
71	3-17	@ MTL	4-3**	W
72	3-21	BUF	5-3	W
73	3-22	OTT	1-2	L
74	3-24	MIN	2-1	W
75	3-25	@ ATL	4-5**	OT
76	3-26	@ PIT	3-4	L
77	3-30	NJD	3-0	W
78	4-2	@ CAR	2-4	L
79	4-4	@ BOS	0-1	L
80	4-7	MTL	3-1	W
81	4-9	PHI	2-1	W
82	4-12	@ PHI	4-3	W

2009-10

GAME	DATE	OPPONENT	SCORE	RESULT
1	10-2	@ PIT	2-3	L
2	10-3	OTT	5-2	W
3	10-5	@ NJD	3-2	W
4	10-8	@ WSH	4-3	W
5	10-11	ANA	3-0	W
6	10-12	TOR	7-2	W
7	10-14	LAK	4-2	W
8	10-17	@ TOR	4-1	W
9	10-19	SJS	3-7	L
10	10-22	NJD	2-4	L
11	10-24	@ MTL	4-5*	OT
12	10-26	PHX	5-2	W
13	10-28	@ NYI	1-3	L
14	10-30	@ MIN	2-3	L
15	11-1	BOS	1-0	W
16	11-3	@ VAN	1-3	L
17	11-5	@ EDM	4-2	W
18	11-7	@ CGY	1-3	L
19	11-12	ATL	3-5	L
20	11-14	@ OTT	2-1**	W
21	11-17	WSH	2-4	L
22	11-21	FLA	2-3	L
23	11-23	CBJ	7-4	W
24	11-25	@ FLA	2-1**	W
25	11-27	@ TBL	1-5	L
26	11-28	@ PIT	3-8	L
27	11-30	PIT	2-5	L
28	12-5	@ BUF	2-1	W

2009-10 (CONT'D)

GAME	DATE	OPPONENT	SCORE	RESULT
29	12-6	DET	1-3	L
30	12-9	@ CHI	1-2*	OT
31	12-12	BUF	2-3	L
32	12-14	ATL	2-3**	OT
33	12-16	NYI	1-2	L
34	12-17	@ NYI	5-2	W
35	12-19	@ PHI	2-1	W
36	12-21	@ CAR	3-1	W
37	12-23	FLA	4-1	W
38	12-26	NYI	2-3*	OT
39	12-30	PHI	0-6	L
40	12-31	@ CAR	2-1	W
41	1-2	CAR	1-2*	OT
42	1-4	BOS	3-2	W
43	1-6	DAL	5-2	W
44	1-7	@ ATL	1-2**	OT
45	1-9	@ BOS	3-1	W
46	1-12	NJD	0-1**	OT
47	1-14	OTT	0-2	L
48	1-16	@ STL	1-4	L
49	1-17	MTL	6-2	W
50	1-19	TBL	8-2	W
51	1-21	@ PHI	0-2	L
52	1-23	@ MTL	0-6	L
53	1-25	PIT	2-4	L
54	1-27	CAR	1-5	L
55	1-30	@ PHX	2-3	L
56	1-31	@ COL	3-1	W

2009-10 (CONT'D)

GAME	DATE	OPPONENT	SCORE	RESULT
57	2-2	@ LAK	1-2	L
58	2-4	WSH	5-6	L
59	2-6	NJD	3-1	W
60	2-10	NSH	1-2	L
61	2-12	@ PIT	3-2*	W
62	2-14	TBL	5-2	W
63	2-2	@ OTT	3-2	W
64	3-4	PIT	4-5*	OT
65	3-6	@ WSH	0-2	L
66	3-7	BUF	1-2*	OT
67	3-10	@ NJD	3-6	L
68	3-12	@ ATL	5-2	W
69	3-14	PHI	3-1	W
70	3-16	MTL	1-3	L
71	3-18	STL	3-4	L
72	3-21	@ BOS	1-2	L
73	3-24	NYI	5-0	W
74	3-25	@ NJD	4-3**	OT
75	3-27	@ TOR	2-3*	OT
76	3-30	@ NYI	4-3	W
77	4-2	@ TBL	5-0	W
78	4-3	@ FLA	4-1	W
79	4-6	@ BUF	2-5	L
80	4-7	TOR	5-1	W
81	4-9	PHI	4-3	W
82	4-11	@ PHI	1-2**	OT

* Overtime
** Shootout

ALL-TIME RESULTS GAME-BY-GAME

2010-II				
GAME	DATE	OPPONENT	SCORE	RESULT
1	10-9	@ BUF	6-3	W
2	10-11	@ NYI	4-6	L
3	10-15	TOR	3-4*	OT
4	10-18	COL	1-3	L
5	10-21	@ TOR	2-1	W
6	10-23	@ BOS	3-2	W
7	10-24	NJD	3-1	W
8	10-27	ATL	4-6	L
9	10-29	CAR	3-4	L
10	10-30	@ TOR	2-0	W
11	11-1	CHI	3-2	W
12	11-4	@ PHI	1-4	L
13	11-5	@ NJD	0-0	W
14	11-7	STL	3-0	L
15	11-9	WAS	3-5	L
16	11-11	BUF	3-2*	OT
17	11-14	EDM	8-2	W
18	11-15	@ PIT	3-2*	OT
19	11-17	BOS	2-3	L
20	11-19	@ COL	1-5	L
21	11-20	@ MIN	5-2	W
22	11-22	CGY	2-1	W
23	11-24	@ TBL	3-5	L
24	11-26	@ FLA	3-0	W
25	11-27	@ NSH	2-1**	OT
26	11-29	PIT	1-3	L
27	12-2	@ NYI	6-5	W
28	12-3	NYI	2-0	W

2010-II (CONT'D)				
GAME	DATE	OPPONENT	SCORE	RESULT
29	12-5	OTT	1-3	L
30	12-9	@ OTT	5-3	W
31	12-11	@ CBJ	1-3	L
32	12-12	WSH	7-0	W
33	12-15	@ PIT	4-1	W
34	12-16	PHO	4-3**	OT
35	12-18	@ PHI	1-4	L
36	12-23	TB	3-4**	OT
37	12-27	NYI	7-2	W
38	12-29	@ NJ	3-1	W
39	1-1	@ TB	1-2*	OT
40	1-2	@ FLA	0-3	L
41	1-5	CAR	2-1*	OT
42	1-7	@ DAL	3-2**	OT
43	1-8	@ STL	2-1	W
44	1-11	MTL	1-2	L
45	1-13	VAN	1-0	W
46	1-15	@ MTL	2-3	L
47	1-16	PHI	2-3	L
48	1-17	TOR	7-0	W
49	1-20	@ CAR	1-4	L
50	1-22	@ ATL	3-2**	OT
51	1-24	@ WSH	2-1**	OT
52	1-25	FLA	3-4	L
53	2-1	PIT	3-4**	OT
54	2-3	NJ	2-3	L
55	2-5	@ MTL	0-2	L
56	2-7	@ DET	2-3	L

2010-II (CONT'D)				
GAME	DATE	OPPONENT	SCORE	RESULT
57	2-11	@ ATL	2-3	L
58	2-13	PIT	5-3	W
59	2-17	LA	4-3**	OT
60	2-18	@ NJ	0-1	L
61	2-20	PHI	2-4	L
62	2-22	@ CAR	4-3**	OT
63	2-25	@ WSH	6-0	W
64	2-27	TB	1-2	L
65	3-1	BUF	2-3	L
66	3-1	MIN	1-3	L
67	3-4	@ OTT	4-1	W
68	3-6	PHI	7-0	W
69	3-9	@ ANA	2-5	L
70	3-12	@ SJ	3-2**	OT
71	3-15	NYI	6-3	W
72	3-18	MTL	6-3	W
73	3-20	@ PIT	5-2	W
74	3-22	FLA	1-0	W
75	3-24	OTT	1-2**	OT
76	3-25	@ BOS	1-0	W
77	3-30	@ BUF	0-1	L
78	3-31	@ NYI	2-6	L
79	4-3	@ PHI	3-2**	OT
80	4-4	BOS	5-3	W
81	4-7	ATL	0-3	L
82	4-9	NJD	5-2	W

2011-II				
GAME	DATE	OPPONENT	SCORE	RESULT
1	10-7	@ LA	2-3	OT
2	10-9	@ ANA	1-2**	OT
3	10-15	@ NYI	2-4	L
4	10-18	@ VAN	4-0	W
5	10-20	@ CGY	3-2*	W
6	10-22	@ EDM	0-2	L
7	10-24	@ WPG	2-1	W
8	10-27	TOR	2-4	L
9	10-29	OTT	4-5**	OT
10	10-31	SJ	5-2	W
11	11-3	ANA	2-1**	W
12	11-5	MTL	5-3	W
13	11-6	WPG	3-0	W
14	11-9	@ OTT	3-2	W
15	11-11	CAR	5-1	W
16	11-15	@ NYI	4-2	W
17	11-19	@ MTL	0-4	L
18	11-23	@ FLA	1-2	L
19	11-25	@ WSH	6-3	W
20	11-26	PHI	2-0	W
21	11-29	PIT	4-3	W
22	12-1	@ CAR	5-3	W
23	12-3	@ TBL	4-2	W
24	12-5	TOR	2-4	L
25	12-8	TBL	2-3**	OT
26	12-10	@ BUF	4-1	W
27	12-11	FLA	6-1	W
28	12-13	DAL	0-1	L

2011-II (CONT'D)				
GAME	DATE	OPPONENT	SCORE	RESULT
29	12-15	@ STL	1-4	L
30	12-17	@ PHX	3-2	W
31	12-20	@ NJD	4-1	W
32	12-22	NYI	4-2	W
33	12-23	PHI	4-2	W
34	12-26	NYI	3-0	W
35	12-28	@ WSH	1-4	L
36	12-30	@ FLA	4-1	W
37	1-2	@ PHI	3-2	W
38	1-5	FLA	3-2*	W
39	1-6	@ PIT	3-1	W
40	1-10	PHX	2-1**	W
41	1-12	OTT	0-3	L
42	1-14	@ TOR	3-0	W
43	1-15	@ MTL	1-4	L
44	1-17	NSH	3-0	W
45	1-19	PIT	1-4	L
46	1-21	@ BOS	3-2*	W
47	1-24	WPG	3-0	W
48	1-31	@ NJD	3-4**	OT
49	2-1	@ BUF	1-0**	W
50	2-5	PHI	5-2	W
51	2-7	NJD	0-1	L
52	2-9	TBL	4-3*	W
53	2-11	@ PHI	5-2	W
54	2-12	WSH	3-2	W
55	2-14	@ BOS	3-0	W
56	2-16	CHI	2-4	L

2011-II (CONT'D)				
GAME	DATE	OPPONENT	SCORE	RESULT
57	2-19	CBJ	3-2*	W
58	2-21	@ PIT	0-2	L
59	2-24	@ NYI	3-4**	OT
60	2-25	BUF	3-2*	W
61	2-27	NJD	2-0	W
62	3-1	@ CAR	3-2	W
63	3-2	@ TBL	3-4*	OT
64	3-4	BOS	4-3	W
65	3-6	@ NJD	1-4	L
66	3-8	@ OTT	1-4	L
67	3-9	@ CHI	3-4	L
68	3-11	NYI	4-3	W
69	3-13	CAR	4-2	W
70	3-15	PIT	2-5	L
71	3-17	COL	1-3	L
72	3-19	NJD	4-2	W
73	3-21	DET	2-1*	W
74	3-23	BUF	1-4	L
75	3-24	@ TOR	4-3**	W
76	3-27	@ MIN	3-2	W
77	3-28	@ WPG	4-2	W
78	3-30	MTL	4-1	W
79	4-1	BOS	1-2	L
80	4-3	@ PHI	5-3	W
81	4-5	@ PIT	2-5	L
82	4-7	WSH	1-4	L

2012-13				
GAME	DATE	OPPONENT	SCORE	RESULT
1	1-19	@ BOS	1-3	L
2	1-20	PIT	3-6	L
3	1-23	BOS	4-3*	W
4	1-24	@ PHI	1-2	L
5	1-26	TOR	5-2	W
6	1-29	PHI	2-1	W
7	1-31	PIT	0-3	L
8	2-2	@ TBL	3-2	W
9	2-5	@ NJD	1-3	L
10	2-7	NYI	4-1	W
11	2-10	TBL	5-1	W
12	2-12	@ BOS	4-3**	W
13	2-14	NYI	3-4**	OT
14	2-17	WSH	2-1	W
15	2-19	MTL	1-3	L
16	2-21	@ OTT	2-3**	OT

2012-13 (CONT'D)				
GAME	DATE	OPPONENT	SCORE	RESULT
17	2-23	@ MTL	0-3	L
18	2-26	WPG	3-4	L
19	2-28	TBL	4-1	W
20	3-3	BUF	3-2**	W
21	3-5	PHI	4-2	W
22	3-7	@ NYI	2-1*	W
23	3-8	OTT	2-3	L
24	3-10	@ WSH	4-1	W
25	3-12	@ BUF	1-3	L
26	3-14	@ WPG	1-3	L
27	3-16	@ PIT	0-3	L
28	3-19	CAR	2-1**	W
29	3-19	@ NJD	3-2	W
30	3-21	FLA	1-3	L
31	3-24	WSH	2-3**	OT
32	3-26	@ PHI	5-2	W

2012-13 (CONT'D)				
GAME	DATE	OPPONENT	SCORE	RESULT
33	3-28	@ OTT	0-3	L
34	3-30	@ MTL	0-3	L
35	4-1	WPG	4-2	W
36	4-3	PIT	6-1	W
37	4-5	@ PIT	1-2**	OT
38	4-6	@ CAR	4-1	W
39	4-8	@ TOR	3-4	L
40	4-10	TOR	3-2**	W
41	4-13	@ NYI	1-0*	W
42	4-16	@ PHI	2-4	L
43	4-18	FLA	6-1	W
44	4-19	@ BUF	6-4	W
45	4-21	NJD	4-1	W
46	4-23	@ FLA	2-3	L
47	4-25	@ CAR	4-3*	W
48	4-27	NJD	4-0	W

* Overtime
** Shootout

ALL-TIME RESULTS GAME-BY-GAME

2013-14

GAME	DATE	OPPONENT	SCORE	RESULT
1	10-3	@ PHX	1-4	L
2	10-7	@ LAK	3-1	W
3	10-8	@ SJS	2-9	L
4	10-10	@ ANA	0-6	L
5	10-12	@ STL	3-5	L
6	10-16	@ WSH	2-0	W
7	10-19	@ NJD	0-4	L
8	10-24	@ PHI	1-2	L
9	10-26	@ DET	3-2*	W
10	10-28	MTL	0-2	L
11	10-29	@ NYI	3-2	W
12	10-31	BUF	2-0	W
13	11-2	CAR	5-1	W
14	11-4	ANA	1-2	L
15	11-6	PIT	5-1	W
16	11-7	@ CBJ	4-2	W
17	11-10	FLA	4-3	W
18	11-12	NJD	2-3	L
19	11-16	@ MTL	1-0	W
20	11-17	LAK	0-1	L
21	11-19	BOS	1-2	L
22	11-21	@ DAL	3-2	W
23	11-23	@ NSH	2-0	W
24	11-25	@ TBL	0-5	L
25	11-27	@ FLA	5-2	W
26	11-29	@ BOS	2-3	L
27	11-30	VAN	5-2	W
28	12-2	WPG	2-5	L

2013-14 (CONT'D)

GAME	DATE	OPPONENT	SCORE	RESULT
29	12-5	@ BUF	3-1	W
30	12-7	NJD	3-4*	OT
31	12-9	WSH	1-4	L
32	12-10	NSH	1-4	L
33	12-12	CBJ	2-4	L
34	12-15	CGY	4-3**	W
35	12-18	PIT	3-4**	OT
36	12-20	NYI	3-5	L
37	12-22	MIN	4-1	W
38	12-23	TOR	2-1**	W
39	12-27	@ WSH	2-3	L
40	12-29	@ TBL	4-3	W
41	1-31	@ FLA	2-1**	W
42	1-3	@ PIT	2-5	L
43	1-4	@ TOR	7-1	W
44	1-6	CBJ	3-4**	OT
45	1-8	@ CHI	3-2	W
46	1-10	DAL	3-2	W
47	1-12	PHI	4-1	W
48	1-14	TBL	1-2	L
49	1-16	DET	1-0	W
50	1-18	@ OTT	4-1	W
51	1-19	WSH	4-1	W
52	1-21	NYI	3-5	L
53	1-23	STL	1-2	L
54	1-26	@ NJD	7-3	W
55	1-29	@ NYI	2-1	W
56	1-31	NYI	4-1	W

2013-14 (CONT'D)

GAME	DATE	OPPONENT	SCORE	RESULT
57	2-4	COL	5-1	W
58	2-6	EDM	1-2	L
59	2-7	@ PIT	4-3**	W
60	2-27	CHI	2-1	W
61	3-1	@ PHI	2-4	L
62	3-2	BOS	3-6	L
63	3-5	TOR	2-3*	OT
64	3-7	@ CAR	4-2	W
65	3-9	DET	3-0	W
66	3-11	@ CAR	1-3	L
67	3-13	@ MIN	1-2	L
68	3-14	@ WPG	4-2	W
69	3-16	SJS	0-1	L
70	3-18	@ OTT	8-4	W
71	3-21	@ CBJ	3-1	W
72	3-22	@ NJD	2-0	W
73	3-24	PHX	4-3*	W
74	3-26	PHI	3-1	W
75	3-28	@ CGY	3-4	L
76	3-30	@ EDM	5-0	W
77	4-1	@ VAN	3-1	W
78	4-3	@ COL	2-3**	OT
79	4-5	OTT	2-3	L
80	4-8	CAR	4-1	W
81	4-10	BUF	2-1	W
82	4-12	@ MTL	0-1*	OT

2014-15

GAME	DATE	OPPONENT	SCORE	RESULT
1	10-9	@ STL	3-2	W
2	10-11	@ CBJ	2-5	L
3	10-12	TOR	3-6	L
4	10-14	NYI	3-6	L
5	10-16	CAR	2-1**	W
6	10-19	SJS	4-0	W
7	10-21	@ NJD	4-3*	W
8	10-25	@ MTL	1-3	L
9	10-27	MIN	5-4	W
10	11-1	WPG	0-1**	OT
11	11-3	STL	3-4**	OT
12	11-5	DET	4-3*	W
13	11-8	@ TOR	4-5	L
14	11-9	EDM	1-3	L
15	11-11	PIT	5-0	W
16	11-13	COL	3-4**	OT
17	11-15	@ PIT	2-3**	OT
18	11-17	TBL	1-5	L
19	11-19	PHI	2-0	W
20	11-21	MTL	5-4	W
21	11-26	@ TBL	3-4	L
22	11-28	@ PHI	3-0	W
23	11-29	PHI	5-2	W
24	12-1	TBL	3-6	L
25	12-6	@ DET	2-3	L
26	12-8	PIT	4-3*	W
27	12-13	@ VAN	5-1	W
28	12-14	@ EDM	2-0	W

2014-15 (CONT'D)

GAME	DATE	OPPONENT	SCORE	RESULT
29	12-16	@ CGY	5-2	W
30	12-20	@ CAR	3-2**	W
31	12-21	CAR	1-0	W
32	12-23	WSH	4-2	W
33	12-27	NJD	3-1	W
34	12-29	@ DAL	2-3	L
35	12-31	@ FLA	5-2	W
36	1-3	BUF	6-1	W
37	1-7	@ ANA	4-1	W
38	1-8	@ LAK	4-3	W
39	1-10	@ SJS	3-1	W
40	1-13	NYI	0-3	L
41	1-15	@ BOS	0-3	L
42	1-16	@ CBJ	2-1	W
43	1-18	@ PIT	5-2	W
44	1-20	OTT	3-2*	W
45	1-27	@ NYI	1-4	L
46	1-29	MTL	0-1	L
47	1-31	CAR	4-1	W
48	2-2	FLA	6-3	W
49	2-4	BOS	3-2	W
50	2-7	@ NSH	2-3	L
51	2-8	DAL	2-3*	OT
52	2-10	@ TOR	5-4	W
53	2-12	@ COL	6-3	W
54	2-14	@ ARI	5-1	W
55	2-16	@ NYI	6-5	W
56	2-19	VAN	4-5**	OT

2014-15 (CONT'D)

GAME	DATE	OPPONENT	SCORE	RESULT
57	2-20	@ BUF	3-1	W
58	2-22	CBJ	4-3**	W
59	2-24	CGY	1-0	W
60	2-26	ARI	4-3	W
61	2-28	@ PHI	2-4	L
62	3-2	NSH	4-1	W
63	3-4	@ DET	1-2*	OT
64	3-8	@ CHI	1-0*	W
65	3-10	@ NYI	2-1	W
66	3-11	@ WSH	3-1	W
67	3-14	@ BUF	2-0	W
68	3-15	FLA	2-1	W
69	3-18	CHI	3-2**	W
70	3-21	@ CAR	3-2**	W
71	3-22	ANA	7-2	W
72	3-24	LAK	2-4	L
73	3-26	@ OTT	5-1	W
74	3-28	@ BOS	2-4	L
75	3-29	WSH	2-5	L
76	3-31	@ WPG	3-2	W
77	4-2	@ MIN	3-2	W
78	4-4	NJD	6-1	W
79	4-6	CBJ	4-3*	W
80	4-7	@ NJD	4-2	W
81	4-9	OTT	0-3	L
82	4-11	@ WSH	4-2	W

2015-16

GAME	DATE	OPPONENT	SCORE	RESULT
1	10-7	@ PHI	3-2	W
2	10-9	@ CBJ	4-2	W
3	10-10	CBJ	5-2	W
4	10-13	WPG	1-4	L
5	10-15	@ MTL	0-3	L
6	10-18	NJD	1-2*	OT
7	10-19	SJS	4-0	W
8	10-22	ARI	4-1	W
9	10-24	@ PHI	2-3**	OT
10	10-25	CGY	4-1	W
11	10-30	TOR	3-1	W
12	11-3	WSH	5-2	W
13	11-6	@ COL	2-1	W
14	11-7	@ ARI	4-1	W
15	11-10	CAR	3-0	W
16	11-12	STL	6-3	W
17	11-14	@ OTT	2-1**	OT
18	11-15	TOR	4-3	W
19	11-19	@ TBL	1-2	L
20	11-21	@ FLA	5-4*	W
21	11-23	NSH	3-0	W
22	11-25	@ MTL	1-5	L
23	11-27	@ BOS	3-4	L
24	11-28	PHI	0-3	L
25	11-30	CAR	4-3	W
26	12-2	@ NYI	1-2**	OT
27	12-3	COL	1-2	L
28	12-6	OTT	4-1	W

2015-16 (CONT'D)

GAME	DATE	OPPONENT	SCORE	RESULT
29	12-9	@ VAN	1-2	L
30	12-11	@ EDM	5-7	L
31	12-12	@ CGY	4-5*	OT
32	12-15	EDM	4-2	W
33	12-17	@ MIN	2-5	L
34	12-18	@ WPG	2-5	L
35	12-20	WSH	3-7	L
36	12-22	ANA	3-2*	W
37	12-28	@ NSH	3-5	L
38	12-30	@ TBL	5-2	W
39	1-2	@ FLA	0-3	L
40	1-5	DAL	6-2	W
41	1-9	WSH	3-4*	OT
42	1-11	BOS	2-1	W
43	1-14	@ NYI	1-3	L
44	1-16	@ PHI	3-2**	W
45	1-17	@ WSH	2-5	L
46	1-19	VAN	3-2*	W
47	1-22	@ CAR	4-1	W
48	1-24	@ OTT	0-3	L
49	1-25	BUF	6-3	W
50	2-2	@ NJD	2-3	L
51	2-4	MIN	4-2	W
52	2-6	@ PHI	3-2**	W
53	2-8	NJD	2-1	W
54	2-10	@ PIT	3-0	W
55	2-12	LAK	4-5*	OT
56	2-14	PHI	3-1	W

2015-16 (CONT'D)

GAME	DATE	OPPONENT	SCORE	RESULT
57	2-17	CHI	3-5	L
58	2-18	@ TOR	4-2	W
59	2-21	DET	1-0*	W
60	2-23	@ NJD	2-5	L
61	2-25	@ STL	2-1	W
62	2-27	@ DAL	3-2	W
63	2-29	CBJ	3-1	W
64	3-3	@ PIT	1-4	L
65	3-4	@ WSH	3-2	W
66	3-6	NYI	4-6	L
67	3-8	@ BUF	4-2	W
68	3-12	@ DET	2-3*	OT
69	3-13	PIT	3-5	L
70	3-16	@ ANA	2-1	W
71	3-17	@ LAK	3-4*	OT
72	3-19	@ SJS	1-4	L
73	3-21	FLA	4-2	W
74	3-23	BOS	5-2	W
75	3-26	@ MTL	5-2	W
76	3-27	PIT	2-3*	OT
77	3-31	@ CAR	3-4	L
78	4-2	BUF	3-4	L
79	4-4	@ CBJ	4-2	W
80	4-5	TBL	3-2	W
81	4-7	NYI	1-4	L
82	4-9	DET	3-2	W

* Overtime
** Shootout

ALL-TIME TRANSACTIONS

Transactions listed here involve only direct trades with other teams that include players who played at least one NHL game with the Rangers, NHL Entry Draft Picks, or players who began their careers in the Rangers organization and made their NHL debut with another team. Also listed are NHL roster players obtained or lost on waivers, as well as players who joined or left the Rangers organization through the Inter-league, Intra-league, Dispersal, Expansion or Waiver Drafts, and players who signed as undrafted or unrestricted free agents and later played at least one NHL game for the Rangers.

1926-27 SEASON

Aug. 14, 1926 –	Clarence "Taffy" Abel signed as free agent.
Sept. 2, 1926 –	Lorne Chabot, Ivan "Ching" Johnson, Murray Murdoch, Melville "Sparky" Vail, and Frank Waite signed as free agents.
Sept. 28, 1926 –	Cash to Vancouver (WHL) for Frank Boucher.
Oct. 9, 1926 –	Cash to Vancouver (WHL) for Reg Mackey.
Oct. 12, 1926 –	Paul Thompson signed as free agent.
Oct. 18, 1926 –	Cash to Saskatoon (WHL) for Bill Cook and Fred "Bun" Cook.
Oct. 19, 1926 –	Cash to Edmonton (WHL) for Leroy Goldsworthy.
Oct. 25, 1926 –	Cash to Vancouver (WHL) for Ollie Reinikka.
Oct. 27, 1926 –	Cash to Calgary (WHL) for Hal Winkler.
Nov. 9, 1926 –	Bill Boyd, Patsy Callighen, and Bud Maracle signed as free agents.
Nov. 23, 1926 –	Stan Brown signed as free agent.
Jan. 17, 1927 –	Hal Winkler to Boston for cash.
Jan. 24, 1927 –	Cash to Toronto for Leo Bourgeault.

1927-28 SEASON

Aug. 22, 1927 –	Alex "Peanuts" Gray signed as free agent.
Oct. 1, 1927 –	Eric Pettinger to Toronto as compensation for the September signing of Harry "Yip" Foster, a restricted free agent whose territorial rights had been held by Maple Leafs.
Oct. 10, 1927 –	Stan Brown to Detroit for Harry Meeking and Archie Briden.
Oct. 13, 1927 –	Cash to N.Y. Americans for Laurie Scott.
Nov. 8, 1927 –	Reg Mackey to Boston (Can-Am) for cash.
Nov. 11, 1927 –	Ollie Reinikka to Stratford (Can-Pro) for cash.
April 10, 1928 –	Cash to N.Y. Americans for loan of Joe Miller for remainder of season.

1928-29 SEASON

May 14, 1928 –	Andy Aitkenhead claimed from Saskatoon (PCHL) and Gene Carrigan claimed from Hollywood (Cal-Pro) in Interleague Draft.
July 17, 1928 –	Alex "Peanuts" Gray and cash to Toronto for Butch Keeling.
Oct. 1, 1928 –	Myles Lane signed as free agent.
Oct. 16, 1928 –	Art Chapman, Abbie Cox and Frank Waite to Providence (Can-Am) for cash.
Oct. 18, 1928 –	Lorne Chabot and cash to Toronto for John Ross Roach.
Dec. 12, 1928 –	Cash to Montreal Maroons for Russ Oatman.
Jan. 21, 1929 –	Myles Lane to Boston for cash.
Feb. 14, 1929 –	Cash to Montreal for loan of Gerry "Stub" Carson for remainder of season.
April 15, 1929 –	Clarence "Taffy" Abel to Chicago for cash.

1929-30 SEASON

May 13, 1929 –	Leo Quenneville claimed from Newark (Can-Am) in Interleague Draft. Bill Boyd assigned to Springfield (Can-Am) roster and claimed by N.Y. Americans in Interleague Draft.
Oct. 8, 1929 –	Andy Aitkenhead to Portland (PCHL) for cash.
Oct. 18, 1929 –	Laurie Scott to Duluth (AHA) for cash.
Oct. 30, 1929 –	Russ Oatman to Hamilton (IHL) for cash.
Dec. 10, 1929 –	Orville "Obs" Heximer signed as free agent.
Jan. 8, 1930 –	Ralph Taylor claimed off waivers from Chicago.
Feb. 6, 1930 –	Cash to N.Y. Americans for Leo Reise.
Feb. 14, 1930 –	Harry "Yip" Foster and cash to Boston (Can-Am) for Bill Regan.
Feb. 17, 1930 –	Cash to Philadelphia (Can-Am) for Frank Peters.

1930-31 SEASON

May 6, 1930 –	Cash to Vancouver (PCHL) for Jack "Red" Beattie and Joe Jerwa.
Sept. 11, 1930 –	Cash to London (IHL) for Eddie Rodden. Cash to Boston (Can-Am) for Frank Waite.
Oct. 14, 1930 –	Leo Quenneville to London (IHL) for cash.
Oct. 22, 1930 –	Leo Reise Sr. to London (IHL) for cash.
Oct. 27, 1930 –	Ralph Taylor to Chicago (AHA) for cash. Sparky Vail to Providence (Can-Am) for cash.
Oct. 29, 1930 –	Leroy Goldsworthy to London (IHL) for cash. Gord Pettinger signed as free agent.
Dec. 7, 1930 –	Leo Bourgeault to Ottawa for cash.
Dec. 12, 1930 –	Jack "Red" Beattie to Boston to resolve territorial dispute over signing of Beattie and Joe Jerwa on May 6, 1930, because Boston claimed rights to both players. Rangers allowed to retain Jerwa.
Jan. 1, 1931 –	Cecil Dillon called up from Springfield and signed to first NHL contract.
Jan. 3, 1931 –	Eddie Rodden to Pittsburgh (IHL) for cash. Cash to Vancouver (PCHL) for Sam McAdam. Cash to Tacoma (PCHL) for Ernest Kenny.

ALL-TIME TRANSACTIONS

1931-32 SEASON

- April 19, 1931 – Cash to Portland (PCHL) for Andy Aitkenhead.
May 9, 1931 – Earl Seibert and Ort Heller called up from Springfield and signed to first NHL contracts.
Aug. 20, 1931 – Joe Jerwa and cash to Boston for Norm "Dutch" Gainor and Ossie Asmundson.
Sept. 27, 1931 – Paul Thompson to Chicago for Art Somers and Vic Desjardins. Cliff Barton, Jim Jarvis, and Hib Milks claimed from Philadelphia in Dispersal Draft.
Oct. 19, 1931 – Frank Peters to Detroit for cash.
Oct. 21, 1931 – Frank Waite to Syracuse (IAHL) for cash.
Oct. 27, 1931 – Gene Carrigan to Chicago for cash.

1932-33 SEASON

- July 20, 1932 – Cash to Montreal Maroons for Babe Siebert.
Aug. 22, 1932 – Orville "Obs" Heximer to Boston for cash.
Oct. 4, 1932 – Lorne Carr and cash to Buffalo (IHL) for Carl Voss.
Oct. 13, 1932 – Clint Smith signed as free agent.
Oct. 25, 1932 – John Ross Roach to Detroit for cash.
Dec. 11, 1932 – Carl Voss to Detroit for cash.
Dec. 18, 1932 – Norm "Dutch" Gainor to Ottawa for cash. Russ Blinco to Montreal Maroons for cash.
March 9, 1933 – Cash to Vancouver (WCHL) for Jean Pusie.

1933-34 SEASON

- April 8, 1933 – Cash to Buffalo (IHL) for Lorne Carr.
Oct. 11, 1933 – Gord Pettinger to Detroit for cash.
Dec. 18, 1933 – Babe Siebert to Boston for Vic Ripley and Roy Burmeister.
Jan. 3, 1934 – Cash to N.Y. Americans for Duke Dutkowski.
Jan. 30, 1934 – Lorne Carr to Syracuse (IHL) for cash.
Feb. 3, 1934 – Danny Cox signed as free agent.

1934-35 SEASON

- April 11, 1934 – Cash to Toronto for Alex Levinsky.
Sept. 27, 1934 – Cash to Vancouver (NWHL) for Charlie Mason.
Oct. 1, 1934 – Ossie Asmundson to Detroit for cash.
Oct. 10, 1934 – Jean Pusie to Boston for Percy Jackson.
Oct. 26, 1934 – Bert Connelly signed as free agent.
Nov. 18, 1934 – Percy Jackson to Boston for cash.
Nov. 29, 1934 – Vic Ripley to St. Louis for cash.
Dec. 14, 1934 – Cash to Montreal Maroons for Dave Kerr.
Dec. 23, 1934 – Cash to Montreal Maroons for Harold Starr.
Jan. 16, 1935 – Alex Levinsky to Chicago for cash.
Jan. 29, 1935 – Cash to Montreal Maroons for loan of Bill MacKenzie for remainder of season.

1935-36 SEASON

- May 11, 1935 – Bobby Kirk claimed from Vancouver (NWHL) in Interleague Draft.
Oct. 15, 1935 – Glenn Brydson and Vern Ayres claimed from St. Louis in Dispersal Draft.
Oct. 18, 1935 – Mac Colville, Neil Colville, Bert Gardiner, Babe Pratt, and Alex Shibicky signed as free agents.
Oct. 24, 1935 – Joe Cooper signed as free agent.
Oct. 26, 1935 – Cash to Montreal Maroons for Sammy McManus.
Oct. 27, 1935 – Phil Watson signed as free agent.
Oct. 30, 1935 – George Brown to Montreal Maroons for Eddie Wares.
Dec. 28, 1935 – Ray Getliffe to Boston for cash.
Jan. 15, 1936 – Earl Seibert to Chicago for Art Coulter.
Jan. 26, 1936 – Glenn Brydson to Chicago for Howie Morenz.
Jan. 30, 1936 – Harold Starr to Cleveland (IHL) for cash.

1936-37 SEASON

- May 7, 1936 – Murray Armstrong claimed off N.Y. Rovers roster by Toronto in Interleague Draft.
Sept. 1, 1936 – Howie Morenz to Montreal for cash.
Sept. 2, 1936 – Sammy McManus to Montreal for cash.
Sept. 10, 1936 – Fred "Bun" Cook to Boston for cash.
Oct. 26, 1936 – Murray "Muzz" Patrick signed as free agent.
Nov. 1, 1936 – Joe Krol signed as free agent.
Dec. 9, 1936 – Cliff Barton signed as free agent.

1937-38 SEASON

- May 9, 1937 – Norm Mann claimed from Syracuse (IAHL) in Interleague Draft.
Oct. 12, 1937 – Cash to Vancouver (PCHL) for Bill Carse.
Jan. 17, 1938 – Eddie Wares to Detroit for cash and loan of John Sherf for remainder of season.
Feb. 24, 1938 – Wilbert "Dutch" Hiller signed as free agent.

ALL-TIME TRANSACTIONS

1938-39 SEASON

- Oct. 21, 1938 – Charlie Mason to Detroit for cash.
Nov. 15, 1938 – Norm Mann to Toronto for cash.
Jan. 16, 1939 – Joe Cooper to Chicago for Alex Levinsky and cash.

1939-40 SEASON

- May 12, 1939 – Claimed Hal Cooper from Providence (AHL) in Interleague Draft.
May 17, 1939 – George Allen and Bill Carse to Chicago for cash. Cecil Dillon to Detroit for cash.
Oct. 13, 1939 – Johnny Polich signed as free agent.
Oct. 18, 1939 – Larry Molyneaux to Cleveland (AHL) for cash.
Oct. 23, 1939 – Stan Smith signed as free agent.
April 4, 1940 – Cliff Barton and Joe Krol to Hershey (AHL) for cash.

1940-41 SEASON

- April 26, 1940 – Bert Gardiner and cash to Montreal for Claude Bourque.
Oct. 21, 1940 – Herb Foster and Bill Juzda signed as free agents.

1941-42 SEASON

- April 8, 1941 – Wilbert "Dutch" Hiller claimed off waivers by Detroit.
June 27, 1941 – Norm Burns claimed from Minnesota (AHA), Scotty "Angus" Cameron claimed from Philadelphia (AHL), and Grant Warwick claimed from Hershey (AHL) in Interleague Draft.
Sept. 8, 1941 – Bill Allum, Murdo MacKay and Claude Bourque to Buffalo (AHL) for cash.
Sept. 9, 1941 – Herb Foster and Stan Smith to Cleveland (AHL) for cash.
Sept. 11, 1941 – Kilby MacDonald to Hershey (AHL) for cash. Norm Calladine to Providence (AHL) for cash. Johnny Polich to Pittsburgh (AHL) for cash.
Feb. 20, 1942 – Hub Macey signed as free agent.

1942-43 SEASON

- Sept. 20, 1942 – Gordon Davidson and Bob Kirkpatrick signed as free agents.
Oct. 30, 1942 – Joe Bell, Lin Bend, Steve Buzinski, and Billy Gooden signed as free agents.
Nov. 4, 1942 – Cash to Montreal for Gus Mancuso.
Nov. 17, 1942 – Cash to New Haven (AHL) for Vic Myles.
Nov. 25, 1942 – Cash to Detroit for loan of Jimmy Franks for remainder of season.
Nov. 28, 1942 – Babe Pratt to Toronto for Hank Goldup and Dudley "Red" Garrett.
Jan. 17, 1943 – Cash to New Haven (AHL) for Joe Shack.
Jan. 25, 1943 – Cash to Cleveland (AHL) for loan of Bill Beveridge for remainder of season.
March 18, 1943 – Cash to Montreal for loan of Lionel Bouvrette for remainder of season.

1943-44 SEASON

- May 8, 1943 – Gordie Bell claimed from Buffalo (AHL) in Interleague Draft.
Sept. 11, 1943 – Fred Hunt and Fred Thurier claimed from Brooklyn in Dispersal Draft.
Oct. 16, 1943 – Ken McAuley signed as free agent.
Oct. 19, 1943 – Clint Smith to Chicago for cash.
Oct. 20, 1943 – Jack McDonald and Don "Bones" Raleigh signed as free agents.
Oct. 21, 1943 – Art Strobel signed as free agent.
Oct. 25, 1943 – Billy Warwick signed as free agent.
Oct. 26, 1943 – Tommy Dewar, Archie Fraser, Max Labovitch, and Jack Mann signed as free agents.
Oct. 27, 1943 – Phil Watson loaned to Montreal for remainder of season for loan of Wilbert "Dutch" Hiller, Charlie Sands, and future considerations (loan of John Mahaffy and Fern Gauthier on Dec. 9, and loan of Tony Demers on Dec. 20.)
Nov. 23, 1943 – Roger Leger signed as free agent.
Nov. 25, 1943 – Red Garrett, Gord Bell and cash to Toronto for Bucko McDonald. Cash to Boston for Oscar Aubuchon, Ab DeMarco and Chuck Scherza.
Dec. 23, 1943 – Harry Lumley borrowed on loan from Detroit for balance of one game.
Dec. 24, 1943 – Hank Dyck signed as free agent.
Jan. 4, 1944 – Roger Leger, choice of Harry Taylor or John Horeck (Horeck chosen), and two-year loan of Gord Davidson to Montreal for Bob Dill.
Jan. 12, 1944 – Hub Macey, Nestor Lubeck and Spence Tatchell to Montreal for Kilby MacDonald.
Feb. 21, 1944 – Cash to Boston for Aldo Palazzari.

1944-45 SEASON

- May 12, 1944 – Walt "Ants" Atanas claimed from Buffalo (AHL), Hal Cooper claimed from Providence (AHL) and Alex Ritson claimed from Indianapolis (AHL) in Interleague Draft.
Oct. 10, 1944 – Harry Bell and Len Wharton signed as free agents.
Nov. 25, 1944 – Cash to Boston for Guy Labrie. Cash and loan of Alex Ritson, Hal Cooper, and Art Strobel for remainder of season to Hershey (AHL) for Bill Moe.
Dec. 5, 1944 – Jim Drummond signed as free agent.
Jan. 13, 1945 – Jim Drummond to Hershey (AHL) for cash.

ALL-TIME TRANSACTIONS

1945-46 SEASON

- June 14, 1945 – Tony Leswick claimed from Cleveland (AHL) in Interleague Draft.
Sept. 7, 1945 – Joe Cooper claimed off waivers by Boston.
Oct. 15, 1945 – Edgar Laprade signed as free agent.
Oct. 16, 1945 – Chuck Rayner and Hal Brown signed as free agents.
Oct. 20, 1945 – Hal Laycoe signed as free agent.
Nov. 19, 1945 – Guy Labrie, Paul Courteau and Roland Forget to New Haven (AHL) for George Boothman and cash.
Nov. 25, 1945 – Gord Davidson to Cleveland (AHL) for Harvey Fraser.
Jan. 28, 1946 – Billy Gooden to New Haven (AHL) for Norm Larson.

1946-47 SEASON

- Sept. 17, 1946 – Cash to Boston for Jack Church.
Sept. 23, 1946 – Hub Anslow, Jean Paul Denis, Jack Gordon, Larry Kwong, Jack Lancien, Fern Perrault, Chick Webster, and Sherman White signed as free agents.
Oct. 1, 1946 – Hank Goldup to Cleveland (AHL) for cash.
Nov. 1, 1946 – Cash to Chicago for Joe Cooper.
Feb. 7, 1947 – Norm Burns to Cleveland (AHL) for cash.

1947-48 SEASON

- May 5, 1947 – Ab DeMarco and Joe Cooper to Cleveland (AHL) for cash.
Aug. 19, 1947 – Hal Laycoe, Joe Bell, and George Robertson to Montreal for Buddy O'Connor, Frank Eddolls, and future considerations.
Oct. 6, 1947 – Ed Slowinski and Wes Trainor signed as free agents.
Oct. 7, 1947 – Hal Brown and Lin Bend to St. Paul (USHL) for cash.
Dec. 19, 1947 – Church Russell to Cleveland (AHL) for George Johnston and cash.
Feb. 6, 1948 – Grant Warwick to Boston for Billy Taylor and future considerations (Ray Manson and Pentti Lund sent to Rangers prior to start of 1948-49 season.)

1948-49 SEASON

- April 26, 1948 – Bill Juzda, Rene Trudell, Cal Gardner and Frank Mathers to Toronto for Moe Morris and Wally Stanowski.
Sept. 21, 1948 – Bryan Hextall to Cleveland (AHL) for cash. Alan Kuntz to Springfield (AHL) for cash.
Oct. 7, 1948 – "Sugar" Jim Henry to Chicago for Alex Kaleta and Emile Francis.
Dec. 9, 1948 – Eddie Kullman, Moe Morris, future considerations (Ken "Buck" Davies in June 1949), cash, and the right to claim three amateurs in Rangers' territorial base to Providence (AHL) for Allan Stanley.

1949-50 SEASON

- June 1949 – Cash to Detroit for Bill McDonagh.
Aug. 16, 1949 – Cash to Detroit for Bud Poile.
Oct. 7, 1949 – Bill Moe, right to claim one of two specified amateurs in Rangers' territorial base (Lorne Ferguson), and cash to Boston for Pat Egan.
Dec. 22, 1949 – Bud Poile to Boston for cash and future considerations (rights to an unnamed amateur in Bruins' territorial base.)

1950-51 SEASON

- Aug. 16, 1950 – Orville Lavell and Sheldon Bloomer to Providence (AHL) for Eddie Kullman.
Sept. 5, 1950 – Wally Hergesheimer to Cleveland (AHL) for Bill Richardson, Neil Strain, Bob Jackson and Joe McArthur.
Sept. 20, 1950 – Jean-Paul Lamirande, Steve Hrymnak and Sherman White to St. Louis (AHL) for cash.
Oct. 4, 1950 – Reg Sinclair signed as free agent.
Oct. 16, 1950 – Bing Juckes to Denver (USHL) for cash.
Nov. 16, 1950 – Dunc Fisher and future considerations (loan of Alex Kaleta to Hershey) to Boston for Ed Harrison and Zelio Toppazzini.

1951-52 SEASON

- May 14, 1951 – Cash to Boston for Steve Kraftcheck and Ed Reigle.
May 14, 1951 – Ed Reigle, Jack Gordon, Fern Perreault, Fred Shero, Armand Delmonte, future considerations (Pentti Lund) and cash to Cleveland (AHL) for Wally Hergesheimer and Hy Buller.
June 8, 1951 – Tony Leswick to Detroit for Gaye Stewart.
Sept. 20, 1951 – Gus Kyle, rights to Pentti Lund, and cash to Boston for Paul Ronty.
Oct. 5, 1951 – Jim Ross signed as free agent.
Oct. 26, 1951 – Jim Conacher claimed off waivers from Chicago.
Nov. 6, 1951 – Ron Rowe to Sydney (MMHL) for cash.
Dec. 29, 1951 – Future considerations (unnamed amateur to be transferred after season) to Chicago for Clare Martin.
Dec. 31, 1951 – Zelio Toppazzini, Pat Egan, Jean-Paul Denis and future considerations to Providence (AHL) for Jack Stoddard.

1952-53 SEASON

- Aug. 18, 1952 – Reg Sinclair to Detroit for Leo Reise Jr.
Sept. 23, 1952 – Joe Levandoski to Calgary (WHL) for cash.
Oct. 8, 1952 – Frank Eddolls to Montreal for cash.
Nov. 24, 1952 – Cash to Syracuse (AHL) for loan of Kelly Burnett for remainder of season.
Dec. 8, 1952 – Gaye Stewart claimed off waivers by Montreal.
Dec. 30, 1952 – Jim Conacher claimed off waivers by Montreal.
Jan. 10, 1953 – Pete Babando claimed off waivers from Chicago.

ALL-TIME TRANSACTIONS

1953-54 SEASON

- June 29, 1953 – Steve Kraftcheck and cash to Cleveland (AHL) for Bob Chrystal.
June 30, 1953 – Cash to Chicago for Doug Bentley.
July 20, 1953 – Emile Francis, Neil Strain, and cash to Cleveland (AHL) for Johnny Bower and Eldred Kobussen.
Aug. 11, 1953 – Cash to Toronto for Max Bentley.
Aug. 17, 1953 – Ed Slowinski and Pete Babando to Montreal for Ivan Irwin.
Oct. 3, 1953 – Camille Henry called up from Quebec and signed to first NHL contract.
Oct. 6, 1953 – Jack Stoddard to Cleveland (AHL) for Ike Hildebrand.
Dec. 28, 1953 – Andy Bathgate's minor-league rights to Cleveland (AHL) for Glen Sonmor.
Dec. 30, 1953 – Ike Hildebrand to Vancouver (WHL) for cash.
Jan. 15, 1954 – Doug Bentley signed as free agent.

1954-55 SEASON

- July 20, 1954 – Cash to Toronto for Danny Lewicki.
Nov. 15, 1954 – Glen Sonmor and Eric Pogue to Cleveland (AHL) for Andy Bathgate's minor-league rights and Vic Howe's minor-league rights.
Nov. 23, 1954 – Allan Stanley, Nick Mickoski and future considerations (Rich Lamoureux) to Chicago for Bill Gadsby and Pete Conacher.
Feb. 9, 1955 – Jack McLeod and cash to Vancouver (WHL) for Bill Ezinicki.
Feb. 19, 1955 – Paul Ronty claimed off waivers by Montreal.

1955-56 SEASON

- April 27, 1955 – Cash to Victoria (WHL) for Andy Hobenton.
May 9, 1955 – Bill Ezinicki and cash to Providence (AHL) for Guy Gendron.
May 31, 1955 – Ross Lowe claimed from Springfield (AHL) and Jim Bartlett claimed from Montreal (QHL) in Interleague Draft.
Aug. 22, 1955 – Aggie Kukulowicz, Billy Dea and cash to Detroit for Dave Creighton and Bronco Horvath.
Aug. 29, 1955 – Cash to Toronto for Tom McCarthy.
Sept. 8, 1955 – Camille Henry to Rhode Island (AHL) for cash.
March 22, 1956 – Gordie Bell signed as free agent.

1956-57 SEASON

- June 5, 1956 – Larry Cahan, Gerry Foley, and Parker MacDonald claimed from Pittsburgh (AHL). Bill Dobbyn claimed from Victoria (WHL), and Marcel Paille claimed from Chicoutimi (QHL) in Interleague Draft. Tom McCarthy and Bill McCreary claimed by Detroit in Interleague Draft.
June 19, 1956 – Wally Hergesheimer to Chicago for George "Red" Sullivan.
Aug. 9, 1956 – Pete Conacher to Buffalo (AHL) for Gord Pennell, loan of Chuck Blair, and cash.
Sept. 28, 1956 – Gord Haworth to Victoria (WHL) for cash.
Oct. 2, 1956 – Cash to Rhode Island (AHL) for Camille Henry.
Oct. 30, 1956 – Bronco Horvath claimed off waivers by Montreal.

1957-58 SEASON

- June 4, 1957 – Phil Maloney claimed from Vancouver (WHL) in Interleague Draft. Bob Chrystal claimed off Brandon (WHL) roster by Chicago in Interleague Draft. Pete Conacher to Toronto for cash.
June 5, 1957 – John Hanna claimed from Montreal in Intraleague Draft. Norm Johnson claimed by Boston in Intraleague Draft.
June 6, 1957 – Ron Murphy to Chicago for Hank Ciesla.
Aug. 24, 1957 – Johnny Bower to Cleveland (AHL) for Ed MacQueen and cash.
Nov. 18, 1957 – Cash to Toronto for Pete Conacher.

1958-59 SEASON

- June 3, 1958 – Jack Bownass claimed from Montreal (AHL), Phil Maloney claimed from Providence (AHL), and Jack McLeod claimed from Saskatoon (WHL) in Interleague Draft.
June 4, 1958 – Jack Evans claimed by Chicago in Intraleague Draft. Dave Creighton and Danny Lewicki claimed by Montreal in Intraleague Draft. Guy Gendron and Gordon Redahl claimed by Boston in Intraleague Draft.
Sept. 26, 1958 – Eddie Shack called up Providence and signed to first NHL contract.
Sept. 30, 1958 – Ken Yackel to Boston for cash.
Dec. 9, 1958 – Wally Hergesheimer claimed off waivers by Montreal.
Dec. 14, 1958 – Wally Hergesheimer claimed off waivers from Montreal.

1959-60 SEASON

- June 9, 1959 – Ed Hoekstra claimed from Calgary (WHL) in Interleague Draft. Gord Labossiere claimed off Saskatoon (WHL) roster by Detroit in Interleague Draft.
June 10, 1959 – Brian Cullen claimed from Toronto, Ian Cushenan claimed from Chicago, and Irv Spencer claimed from Montreal in Intraleague Draft. Bruce Gamble claimed by Boston in Intraleague Draft.
Aug. 3, 1959 – Aldo Guidolin's minor-league playing rights, cash, and future considerations (Ed Hoekstra) to Cleveland (AHL) for Art Stratton.
Oct. 22, 1959 – Ivan Irwin to Buffalo (AHL) for cash.
Oct. 26, 1959 – Hank Ciesla, Bill Kennedy and future considerations to Toronto for Noel Price.
Feb. 19, 1960 – Loan of Ray Mikulan, cash, and future considerations to Chicago for loan of Al Rollins for remainder of season.
March 2, 1960 – Jack McCartan signed as free agent.

ALL-TIME TRANSACTIONS

1960-61 SEASON

- June 7, 1960 – Don Johns claimed from Winnipeg (WHL) in Interleague Draft. Billy McNeill claimed from Detroit, Ted Hampson claimed from Toronto, and Jim Morrison claimed from Chicago in Intraleague Draft. Jim Bartlett claimed by Boston, and Parker MacDonald claimed by Detroit in Intraleague Draft.
- Aug. 11, 1960 – Pete Conacher to Detroit for Barry Cullen.
- Nov. 7, 1960 – Eddie Shack to Toronto for Johnny Wilson and Pat Hannigan.
- Nov. 28, 1960 – Jim Morrison to Quebec (AHL) for cash.
- Jan. 27, 1961 – Cash to Springfield (AHL) for Floyd Smith.
- Feb. 24, 1961 – Brian Cullen claimed off waivers by Chicago.
- March 10, 1961 – Phil Latreille signed to tryout contract as free agent.

1961-62 SEASON

- June 13, 1961 – John Hanna and cash to Montreal for Al Langlois. Bill Gadsby to Detroit for Les Hunt and cash.
- June 14, 1961 – Lou Fontinato to Montreal as compensation for hiring Doug Harvey as player-coach. Vic Hadfield claimed from Chicago, and Jean-Guy Gendron claimed from Montreal in Intraleague Draft. Orland Kurtenbach claimed by Boston in Intraleague Draft. Dennis Olson claimed from Springfield (AHL) in Interleague Draft.
- Aug. 1, 1961 – Rod Gilbert called up from Guelph and signed first NHL contract.
- Aug. 22, 1961 – George Konik signed as free agent.
- Feb. 3, 1962 – Dave Dryden borrowed on loan from Toronto for balance of one game.
- Feb. 6, 1962 – Noel Price to Detroit for Pete Goegan and cash.

1962-63 SEASON

- June 6, 1962 – Bert Olmstead claimed from Toronto, and Bronco Horvath claimed from Chicago in Intraleague Draft. Jean Guy Gendron and Irv Spencer claimed by Sudbury in Intraleague Draft. Floyd Smith claimed by Detroit in Intraleague Draft.
- Oct. 4, 1962 – Marcel Pelletier signed as free agent.
- Oct. 5, 1962 – Pete Goegan to Detroit for Noel Price.
- Jan. 19, 1963 – Bronco Horvath claimed off waivers by Toronto.
- Feb. 4, 1963 – Dean Prentice to Boston for Don McKenney and option to add Dick Meissner at end of season (trade completed with Meissner joining Rangers on May 22, 1963.)

1963-64 SEASON

- June 4, 1963 – Gump Worsley, Dave Balon, Len Ronson and Leon Rochefort to Montreal for Jacques Plante, Don Marshall, and Phil Goyette. Gord Labossiere claimed from Sudbury (EPHL) in Interleague Draft. Art Stratton claimed off Buffalo (AHL) roster by Detroit in Interleague Draft. Adam Keller claimed off Vancouver (WHL) roster by Detroit in Interleague Draft. Ralph Keller claimed off Baltimore (AHL) roster by Montreal in Interleague Draft. Jack McCartan claimed off Los Angeles (WHL) roster by Chicago in Interleague Draft.
- June 5, 1963 – Val Fonteyne claimed from Detroit in Intraleague Draft. Andy Heberton claimed by Boston, and Ted Hampson claimed by Detroit in Intraleague Draft.
- Sept. 20, 1963 – Pat Hannigan to Portland (WHL) for Howie Glover.
- Feb. 14, 1964 – Al Langlois to Detroit for Ron Ingram.
- Feb. 22, 1964 – Andy Bathgate and Don McKenney to Toronto for Dick Duff, Bob Nevin, Bill Collins, Rod Seiling and Arnie Brown.

1964-65 SEASON

- June 9, 1964 – Bob Woytowich claimed from St. Paul (CHL), and Norm Johnson claimed from Baltimore (AHL) in Interleague Draft.
- June 10, 1964 – Howie Glover to Montreal for Ray Brunel and Bev Bell. Jim Mikol claimed from Boston, and Wayne Muloin claimed from Detroit in Intraleague Draft. Bob Woytowich claimed by Boston in Intraleague Draft. Keith Wright claimed from Montreal in Reverse Draft.
- June 25, 1964 – Duane Rupp and Ed Ehrenverth to Toronto for Lou Angotti and Ed Lawson.
- Oct. 2, 1964 – Ulf Sterner signed as free agent.
- Dec. 21, 1964 – Dick Duff and Dave McComb to Montreal for Billy Hicke and Jean-Guy Morrisette.
- Feb. 3, 1965 – Camille Henry, Billy Taylor, Don Johns and future considerations (Wally Chevrier) to Chicago for Doug Robinson, John Brennenman, and Wayne Hillman.
- Feb. 9, 1965 – Val Fonteyne claimed off waivers by Detroit.

1965-66 SEASON

- May 18, 1965 – Marcel Paille, Sandy McGregor, Aldo Guidolin, and future considerations (Jim Mikol) to Providence (AHL) for Ed Giacomini.
- June 4, 1965 – Dick Meissner, Dave Richardson, Tracy Pratt, and Mel Pearson to Chicago for Johnny McKenzie and Ray Cullen.
- June 8, 1965 – Earl Ingarfield, Gord Labossiere, Dave McComb, Noel Price, and cash to Montreal for Cesare Maniago and Gary Peters. Bill Knibbs claimed off waivers from Boston. Don Simmons claimed from Tulsa (CHL). Larry Mickey claimed from St. Louis (CHL). Keith Wright claimed from Omaha (CHL), and Ron Boehm claimed from Minneapolis (CHL) in Interleague Draft.
- June 9, 1965 – Earl Ingarfield claimed from Montreal in Intraleague Draft. Keith Wright claimed by Boston in Intraleague Draft. Danny Belisle claimed by Pittsburgh (AHL) in Reverse Draft. Bob Cunningham to Detroit for Dunc McCallum.
- Jan. 7, 1966 – Lou Angotti to Chicago for cash and future considerations.
- Jan. 10, 1966 – Johnny McKenzie to Boston for Reg Fleming.
- Feb. 3, 1966 – Wayne Muloin and Ron Hutchinson to Providence for Bob Blackburn.

ALL-TIME TRANSACTIONS

1966-67 SEASON

- June 14, 1966 – Ted Taylor and future considerations (Gary Peters) to Montreal for Red Berenson.
June 15, 1966 – Orland Kurtenbach claimed from Toronto, Max Mestinsek and Brian Campbell claimed from Detroit, and Al MacNeil claimed from Montreal in Intraleague Draft. John Brenneman claimed by Toronto, Al Lebrun and Ray Cullen claimed by Detroit, and Mike McMahon claimed by Montreal in Intraleague Draft. Bob Cunningham claimed from Detroit in Reverse Draft.
June 27, 1966 – Bernie Geoffrion claimed off waivers from Montreal.
Oct. 1, 1966 – Bob Kabel's minor-league rights to California (WHL) for Gerry Brisson.

1967-68 SEASON

- June 6, 1967 – Cesare Maniago, Bill Collins, and Sandy Fitzpatrick claimed by Minnesota; Earl Ingarfield, Al MacNeil, Ken Schinkel, and Les Hunt claimed by Pittsburgh; Bill Hicke, Larry Cahan, Ron Boehm, and Bryan Hextall Jr. claimed by California; Terry Ball claimed by Philadelphia; Rod Seiling and Max Mestinsek claimed by St. Louis; Wayne Rutledge, Ken Block, Bryan Campbell, Doug Robinson, and Marc Dufour claimed by Los Angeles in Expansion Draft. Bob Blackburn claimed by Buffalo (AHL) in Reverse Draft. Bob Plager, Gary Sabourin, Tim Ecclestone, and Gord Kannegiesser to St. Louis for Rod Seiling. Paul Andrea, George Konik, Dunc McCallum, and Frank Francis to Pittsburgh for Larry Jeffrey.
June 16, 1967 – Trevor Fahey, Ken Turlick and Jim Murray to Los Angeles for Barclay Plager.
Aug. 19, 1967 – Future considerations (Paul Shmyr) to Chicago for Camille Henry.
Sept. 1, 1967 – Bob Kabel to Phoenix (WHL) for cash.
Nov. 27, 1967 – Red Berenson and Barclay Plager to St. Louis for Ron Stewart and Ron Attwell.
Dec. 14, 1967 – Larry Popein to Oakland for cash.

1968-69 SEASON

- May 14, 1968 – Cash to Oakland for Larry Popein.
June 12, 1968 – Wayne Hillman, Joe Johnson and Dave Seguin to Minnesota for Dave Balon. Larry Hillman received from Toronto as compensation in lieu of cash for Maple Leafs' claiming of Larry Mickey in Intraleague Draft. Bill Plager claimed from Minnesota in Intraleague Draft and Hillman claimed by Minnesota as compensation for claiming of Plager. Jacques Plante claimed by St. Louis in Intraleague Draft. Bob Blackburn claimed by Buffalo (AHL), and Gord Vejrava claimed by Seattle (WHL) in Reverse Draft.
June 13, 1968 – Camille Henry, Bill Plager, and Robbie Irons to St. Louis for Don Caley and Wayne Rivers.
June 24, 1968 – Walter Tkaczuk called up from Kitchener and signed to first NHL contract.
August 1968 – Cash to Buffalo (AHL) for Bob Blackburn.
Sept. 13, 1968 – Cash to Oakland for Ron Boehm.
December 1968 – Cash to Buffalo (AHL) for Guy Trottier.

1969-70 SEASON

- June 6, 1969 – Reg Fleming to Philadelphia for Leon Rochefort and option to purchase an unprotected player following Intraleague Draft (Don Blackburn.)
June 9, 1969 – Leon Rochefort and Dennis Hextall to Los Angeles for Real Lemieux.
June 10, 1969 – Harry Howell to Oakland for cash. Phil Goyette to St. Louis for 1969 first-round draft pick (Andre Dupont).
June 11, 1969 – Forbes Kennedy received from Pittsburgh as compensation in lieu of cash for Penguins' claiming of Bob Blackburn in Intraleague Draft.
June 12, 1969 – Gary Kurt claimed by Cleveland (AHL), Bill Orr claimed by Rochester (AHL), and Kevin O'Shea claimed by San Diego (WHL) in Reverse Draft.
June 20, 1969 – Larry Jeffrey to Detroit for Terry Sawchuk and Sandy Snow.
July 3, 1969 – Don Caley and Sandy Snow to Phoenix (WHL) for Peter McDuffe.
Oct. 13, 1969 – Ron Ingram to Seattle (WHL) for cash.
Nov. 17, 1969 – Sheldon Kannegiesser loaned to St. Louis for loan of Larry Hornung for remainder of season.
Feb. 27, 1970 – Real Lemieux and Juha Widing to Los Angeles for Ted Irvine.
March 3, 1970 – Future considerations (Denis Dupere) to Toronto for Tim Horton.

1970-71 SEASON

- June 9, 1970 – Gerry Lemire claimed from St. Louis in Intraleague Draft. Guy Trottier claimed by Toronto, and Kevin Morrison claimed by Detroit in Intraleague Draft.
June 10, 1970 – Don Marshall and Allan Hamilton claimed by Buffalo, and Orland Kurtenbach claimed by Vancouver in Expansion Draft.
Oct. 31, 1970 – Larry Brown to Detroit for Pete Stembkowski.
Nov. 2, 1970 – Don Luce to Detroit for Steve Andrascik.
Jan. 26, 1971 – Syl Apps Jr. and future considerations (Sheldon Kannegiesser) to Pittsburgh for Glen Sather.
Feb. 1, 1971 – Arnie Brown, Mike Robitaille, and Tom Miller to Detroit for Larry Brown and Bruce MacGregor.
March 2, 1971 – Jim Krulicki and cash to Detroit for Dale Rolfe.

ALL-TIME TRANSACTIONS

1971-72 SEASON

- May 20, 1971 – Bob Jones to Salt Lake (WHL) for Rick Charron.
May 26, 1971 – Bob Nevin to Minnesota for future considerations pending outcome of June 8 Intraleague Draft (Bobby Rousseau).
Peter McDuffe to St. Louis for 1971 first-round draft pick (Steve Vickers.)
June 6, 1971 – Wayne Rivers to Los Angeles for Mike McMahon.
June 8, 1971 – Larry Brown claimed by Philadelphia, Mike Parizeau claimed by St. Louis, and Tim Horton claimed by Pittsburgh in Intraleague Draft. Ron Boehm claimed by Cleveland (AHL) in Reverse Draft.
June 14, 1971 – Release of territorial rights to Glenn Patrick to St. Louis for cash.
Nov. 15, 1971 – Jack Egers, Andre Dupont, Mike Murphy, and future considerations to St. Louis for Gene Carr, Jim Lorentz, and Wayne Connelly.
Nov. 16, 1971 – Dave Balon, Wayne Connelly, and Ron Stewart to Vancouver for Gary Doak and Jim Wiste.
Jan. 13, 1972 – Jim Lorentz to Buffalo for future considerations (1972 second-round draft pick -- Larry Sacharuk.)
Feb. 20, 1972 – Pierre Jarry to Toronto for Jim Dorey.
March 5, 1972 – Cash and loan of Mike McMahon for the remainder of the season to Vancouver for Ron Stewart. Cash to Buffalo for Phil Goyette.

1972-73 SEASON

- May 24, 1972 – Steve Durbano to St. Louis for future considerations following Intraleague Draft (Peter McDuffe and Curt Bennett on June 7, 1972) and to settle future considerations from teams' Nov. 15, 1971, trade.
May 25, 1972 – Gary Doak and Rick Newell to Detroit for Joe Zanussi and 1972 first-round pick (Al Blanchard.)
June 6, 1972 – Norm Gratton and Morris Stefaniv claimed by Atlanta, and Bryan Lefley claimed by N.Y. Islanders in Expansion Draft.
Don Blackburn claimed off Providence (AHL) roster by N.Y. Islanders in Interleague Draft.
June 16, 1972 – Bill Hogaboam to Atlanta for Bill Heindl.
October 1972 – J. Bob Kelly to Rochester (AHL) for cash.
Nov. 14, 1972 – Ron Stewart to N.Y. Islanders for cash.
Nov. 29, 1972 – Curt Bennett to Atlanta for Ron Harris.
March 2, 1973 – Ab DeMarco Jr. to St. Louis for Mike Murphy. Future considerations (Steve Andrasick) to Pittsburgh for Sheldon Kannegiesser.
March 4, 1973 – Cash and future considerations (Dave Hrechkosy and Gary Coalter) to California for Bert Marshall.

1973-74 SEASON

- June 12, 1973 – Bert Marshall claimed by N.Y. Islanders in Intraleague Draft.
June 14, 1973 – Gene Sobchuk claimed by Seattle (WHL), Wendell Bennett claimed by Phoenix (WHL), and Bob Craig claimed by Providence (AHL) in Reverse Draft.
July 1973 – Bill Knibbs and cash to Rochester (AHL) for J. Bob Kelly.
Sept. 8, 1973 – J. Bob Kelly to St. Louis for Norm Dennis and Don Borgeson.
Oct. 28, 1973 – Glen Sather and Rene Villemure to St. Louis for Jack Egers.
Nov. 30, 1973 – Mike Murphy, Tommy Williams, and Sheldon Kannegiesser to Los Angeles for Gilles Marotte and Real Lemieux.
Jan. 21, 1974 – Real Lemieux to Buffalo for Paul Curtis.
Feb. 15, 1974 – Gene Carr to Los Angeles for future considerations (1977 first-round pick – Ron Duguay.)
Feb. 28, 1974 – Claude Houde to Detroit for Brian Lavender.

1974-75 SEASON

- May 28, 1974 – Vic Hadfield to Pittsburgh for Nick Beverley.
June 10, 1974 – Walt McKechnie received from California as compensation in lieu of cash for Seals' claiming of Jim Neilson in Intraleague Draft.
June 12, 1974 – Peter McDuffe and Doug Horbul claimed by Kansas City, and Jack Egers claimed by Washington in Expansion Draft.
Walt McKechnie to Boston for Derek Sanderson.
July 29, 1974 – Andre Peloffy to Washington for cash.
Aug. 29, 1974 – Larry Sacharuk and 1977 first-round pick (later returned) to St. Louis for Greg Polis.
Sept. 23, 1974 – Brian Lavender to California for Hartland Monahan.
Oct. 29, 1974 – Rod Selling claimed off waivers by Washington.
Feb. 15, 1975 – Dunc Wilson claimed off waivers from Toronto.

1975-76 SEASON

- June 17, 1975 – Dale Lewis claimed from Los Angeles in Intraleague Draft. Hartland Monahan claimed by Washington in Intraleague Draft.
June 18, 1975 – Ted Irvine, Bert Wilson, and Jerry Butler to St. Louis for John Davidson and Bill Collins.
Sept. 9, 1975 – Curt Ridley to Atlanta for Jerry Byers.
Sept. 20, 1975 – Bob McMillan and future considerations to St. Louis for Larry Sacharuk.
Oct. 28, 1975 – Gilles Villemure to Chicago for Doug Jarrett.
Oct. 30, 1975 – Derek Sanderson and settlement of future considerations from Sept. 20, 1975, trade to St. Louis for return of Rangers' 1977 first-round pick.
Oct. 31, 1975 – Ed Giacomin claimed off waivers by Detroit.
Nov. 7, 1975 – Brad Park, Jean Ratelle, and Joe Zanussi traded to Boston for Phil Esposito and Carol Vadnais.
Nov. 14, 1975 – Cash to Boston for Al Simmons.
March 24, 1976 – Signed Gilles Gratton as free agent.

ALL-TIME TRANSACTIONS

1976-77 SEASON

- May 26, 1976 – Rick Middleton to Boston for Ken Hodge.
May 28, 1976 – John Campbell to Los Angeles for Mark Heaslip.
June 30, 1976 – Cash and an agreement to play two future preseason games against Whalers to New England (WHA) for Nick Fotiu, enabling Fotiu to sign first NHL contract with Rangers.
Oct. 8, 1976 – Dunc Wilson to Pittsburgh for cash and future considerations (1978 fourth-round pick – Dave Silk.)
Oct. 11, 1976 – Gilles Marotte claimed off waivers by St. Louis.
Nov. 11, 1976 – Bill Fairbairn and Nick Beverley to Minnesota for Bill Goldsworthy.
Jan. 30, 1977 – Signed Dave Tataryn to first NHL contract.
March 15, 1977 – Signed Hardy Astrom to first NHL contract.

1977-78 SEASON

- Aug. 31, 1977 – Future considerations (1978 third-round pick –Dean Turner) from Los Angeles as compensation for the signing of restricted free agent Pete Stelmowski.
Oct. 4, 1977 – Don Awrey signed as unrestricted free agent.
Oct. 10, 1977 – Wayne Thomas claimed from Toronto in Waiver Draft.
Oct. 12, 1977 – Lindsay Middlebrook and Bud Stefanski signed as free agents.
Dec. 5, 1977 – Bill Goldsworthy to Indianapolis (WHA) for Frank Spring and future considerations.
Dec. 19, 1977 – Dallas Smith signed as unrestricted free agent.
March 20, 1978 – Ulf Nilsson and Anders Hedberg signed as free agents for 1978-79 Season.

1978-79 SEASON

- May 22, 1978 – Tim Bothwell signed as free agent.
June 2, 1978 – 1978 first-round pick (Ken Linseman) and cash to Philadelphia for right to hire Fred Shero as head coach and general manager.
July 17, 1978 – Dean Talafous and Frank Beaton signed as free agents.
Oct. 1, 1978 – Bobby Sheehan signed as free agent.
Oct. 9, 1978 – Pierre Plante claimed from Detroit, and Mike Korney claimed from Montreal in Waiver Draft. Dan Newman sent to Montreal in lieu of cash as compensation for claiming of Korney.
Oct. 13, 1978 – Jeff McDill signed as free agent.
Nov. 13, 1978 – Don Awrey to Colorado for cash.
Jan. 15, 1979 – Greg Polis claimed off waivers by Washington.
March 12, 1979 – Future considerations (1979 third-round pick, Jacques Cloutier, and 1980 third-round pick, Sean McKenna) to Buffalo for Jocelyn Guevremont.

1979-80 SEASON

- June 9, 1979 – Jim Mayer claimed from Edmonton, and Warren Miller claimed from Hartford in Reclaim Draft.
June 13, 1979 – Dave Farrish claimed by Quebec, Nick Fotiu claimed by Hartford, Lindsay Middlebrook claimed by Winnipeg, and Pierre Plante claimed by Quebec in Expansion Draft.
July 2, 1979 – Hardy Astrom to Detroit for Bill Lothead.
July 25, 1979 – Wayne Dillon to Winnipeg for future considerations.
Oct. 11, 1979 – Mike Backman and Chris Kotsopoulos signed as free agents.
Oct. 12, 1979 – Bud Stefanski to Winnipeg for cash and future considerations.
Nov. 2, 1979 – Pat Hickey, Lucien DeBlois, Mike McEwen, Dean Turner, and future considerations (the Nov. 12, 1979, loan of Dennis Owchar and Larry Skinner to New Haven (AHL) in exchange for Bobby Sheehan as well as Bobby Crawford on Jan. 15, 1980) for Barry Beck.
Nov. 16, 1979 – Bobby Crawford signed as free agent.
March 3, 1980 – Dave Silk signed to first NHL contract.
March 11, 1980 – Don Murdoch to Edmonton for Cam Connor and Edmonton's choice of 1980 or 1981 third-round pick (Oilers opted for 1981, and Rangers selected Peter Sundstrom.)

1980-81 SEASON

- Aug. 7, 1980 – Warren Miller to Hartford for cash.
Sept. 16, 1980 – Gary Burns signed as free agent.
Nov. 11, 1980 – Mario Marois and Jim Mayer to Vancouver for Jere Gillis and Jeff Bandura.
Nov. 18, 1980 – Frank Beaton to Calgary for Dale Lewis.
Dec. 12, 1980 – Gerry McDonald signed as free agent.
Jan. 15, 1981 – Future considerations (1981 fifth-round pick – Bill Maguire) to Hartford for Nick Fotiu.
March 8, 1981 – Peter Wallin signed as free agent.
March 10, 1981 – Ray Markham to Edmonton for John Hughes.

ALL-TIME TRANSACTIONS

1981-82 SEASON

- Sept. 8, 1981 – Doug Soetaert to Winnipeg for future considerations (1983 third-round pick – Vesa Salo.) Mikko Leinonen signed as free agent.
Oct. 2, 1981 – Chris Kotsopoulos, Doug Sulliman, and Gerry McDonald to Hartford for Mike Rogers and future considerations (1982 10th-round pick – Simo Saarinen.)
Oct. 5, 1981 – Mike McDougal claimed by Hartford in Waiver Draft.
Oct. 16, 1981 – Future considerations (1982 fifth-round pick -- Sylvain Charland) to Toronto for Pat Hickey.
Oct. 30, 1981 – Cash to Minnesota for Tom Youngmans.
Dec. 11, 1981 – Lance Nethery to Edmonton for Ed Mio.
Dec. 30, 1981 – Jere Gillis and Dean Talafous to Quebec for Robbie Ftorek and future considerations (1982 eighth-round pick – Brian Glynn.) (NOTE: Talafous refused to report to Quebec and retired. The trade was allowed to stand, pending arbitration, and on March 8, 1981, an NHL arbitrator awarded Pat Hickey to Quebec to replace Talafous.)
Jan. 29, 1982 – Future considerations (1983 10th-round pick – Reine Karlsso) to Hartford for Rob McClanahan.

1982-83 SEASON

- June 30, 1982 – George McPhee signed as free agent.
July 7, 1982 – Grant Ledyard signed as free agent.
July 21, 1982 – Steve Richmond signed as free agent.
Aug. 24, 1982 – Dan McCarthy to Minnesota for Shawn Dineen.
Oct. 1, 1982 – Ed Hospodar to Hartford for Kent-Erik Andersson.
Oct. 4, 1982 – Tim Bothwell to St. Louis in lieu of cash as compensation for Rangers' claiming of Bill Baker from St. Louis in Waiver Draft.
Graeme Nicolson received from New Jersey as compensation in lieu of cash for Devils' claiming of Carol Vadnais in Waiver Draft.
Oct. 5, 1982 – Vaclav Nedomansky signed as free agent.
Oct. 6, 1982 – Vaclav Nedomansky claimed by St. Louis off waivers.
Jan. 4, 1983 – Andre Dore and future considerations to St. Louis for Glen Hanlon and Vaclav Nedomansky.
Jan. 13, 1983 – Rick Chartraw claimed off waivers from Los Angeles.

1983-84 SEASON

- May 25, 1983 – Ron Scott signed as free agent.
June 14, 1983 – Ron Duguay, Eddie Johnstone, and Ed Mio to Detroit for Willie Huber, Mark Osborne, and Mike Blaisdell.
Sept. 12, 1983 – Steve Martinson signed as free agent.
Sept. 13, 1983 – Pierre Larouche signed as free agent.
Oct. 5, 1983 – Dave Silk to Boston for Dave Barr.
Feb. 27, 1984 – Scot Kleinendorst to Hartford for Blaine Stoughton.
March 5, 1984 – Dave Barr, future considerations (1984 third-round pick – Alan Perry), and cash to St. Louis for Larry Patey and Bob Brooke.
James Patrick signed to first NHL contract.

1984-85 SEASON

- May 23, 1984 – Rob McClanahan to Detroit for future considerations.
Sept. 5, 1984 – Steve Weeks to Hartford for future considerations (1986 third-round pick, Shaun Clouston.)
Oct. 9, 1984 – Andre Dore claimed from Quebec in Waiver Draft.
Dec. 6, 1984 – Dave Maloney and Chris Renaud to Buffalo for Steve Patrick and Jim Wiemer.

1985-86 SEASON

- Sept. 3, 1985 – Tony Feltrin signed as free agent.
Sept. 15, 1985 – Jay Caufield signed as free agent.
Oct. 6, 1985 – Terry Kleisinger signed as free agent.
Oct. 7, 1985 – Mike Blaisdell claimed by Pittsburgh in Waiver Draft.
Dec. 9, 1985 – 1986 second-round pick (Neil Wilkinson) and 1987 fourth-round pick (John Weisbrod) to Minnesota for Roland Melanson.
Melanson and Grant Ledyard then traded to Los Angeles for Brian MacLellan and 1987 fourth-round pick (Mike Sullivan.)
Dec. 19, 1985 – Mike Rogers to Edmonton for Larry Melnyk and Todd Strueby.
Dec. 23, 1985 – Steve Richmond to Detroit for Mike McEwen.
Feb. 6, 1986 – Steve Patrick to Quebec for Wilf Paiement.
March 11, 1986 – Mike McEwen to Hartford for Bob Crawford. Nick Fotiu to Calgary for future considerations.

ALL-TIME TRANSACTIONS

1986-87 SEASON

- May 22, 1986 – Ken Duggan signed as free agent.
 July 24, 1986 – Doug Soetaert signed as free agent.
 July 29, 1986 – Glen Hanlon, 1987 third-round pick (Dennis Holland), and 1988 third-round pick (Guy Dupuis) to Detroit for Kelly Kisio, Lane Lambert, Jim Leavins, and 1988 fifth-round pick (later traded to Winnipeg.)
 Aug. 15, 1986 – Mike Donnelly and Mike Sitala signed as free agents.
 Aug. 18, 1986 – Mike Allison to Toronto for Walt Poddubny.
 Sept. 8, 1986 – Brian MacLellan to Minnesota for 1987 third-round pick (Simon Gagne.) Norm MacIver signed as free agent.
 Sept. 10, 1986 – Lucie DeBlois signed as free agent.
 Sept. 11, 1986 – Paul Fenton signed as free agent.
 Oct. 2, 1986 – Reijo Ruotsalainen, Ville Kentala, Clark Donatelli, and Jim Wiemer to Edmonton for Mike Golden, future considerations (Miloslav Horava), and additional compensation if Ruotsalainen played at least one game for Oilers (Stu Kulak.)
 Oct. 6, 1986 – Wilf Paiement claimed by Buffalo in Waiver Draft.
 Oct. 24, 1986 – Mark Pavelich to Minnesota for future considerations (1988 fourth-round pick, later traded back to Minnesota on Nov. 13, 1986.)
 Nov. 13, 1986 – Bob Brooke and return of Minnesota's 1988 fourth-round pick (Jeffrey Stolp) for Curt Giles, Tony McKegney, and 1988 second-round pick (Troy Mallette.)
 Dec. 18, 1986 – Kjell Samuelsson and 1989 second-round pick (Patrik Juhlin) to Philadelphia for Bob Froese.
 Jan. 1, 1987 – Mike Ridley, Kelly Miller, and Bob Crawford to Washington for Bobby Carpenter and 1989 second-round pick (Jason Prosofsky).
 Jan. 9, 1987 – Mark Tinordi signed as free agent.
 Jan. 20, 1987 – Brad Maxwell claimed on waivers from Vancouver.
 Jan. 21, 1987 – Chris Kontos to Pittsburgh for Ron Duguay.
 Feb. 21, 1987 – Brad Maxwell to Minnesota for future considerations (cash.)
 March 5, 1987 – Lane Lambert to Quebec for Pat Price. Mark Osborne to Toronto for Jeff Jackson, 1989 third-round pick (Rob Zamuner), and future considerations (right to negotiate with unsigned Toronto draft pick Vladimir Ruzicka to determine if Ruzicka was willing to play for Rangers.)
 March 10, 1987 – Bobby Carpenter and Tom Laidlaw to Los Angeles for Marcel Dionne, Jeff Crossman, and 1989 third-round pick (later traded to Minnesota.) Raimo Helminen to Minnesota for future considerations.

1987-88 SEASON

- May 29, 1987 – Tony McKegney and Rob Whistle to St. Louis for Bruce Bell, 1988 fourth-round pick (later returned), and future considerations (return of pick to St. Louis.) Signed Simon Wheelton and Jim Latos as free agents.
 June 8, 1987 – 1988 fifth-round pick (Benoit Lebeau) and 1989 third-round pick (Denny Felsner) to Winnipeg for Brian Mullen and 1987 10th-round pick (Brett Barnett.)
 June 18, 1987 – 1988 first-round pick (Daniel Dore) and cash to Quebec for coaching rights to Michel Bergeron.
 July 21, 1987 – Cash to Philadelphia for Jeff Brubaker.
 Aug. 10, 1987 – Signed Peter Laviolette as free agent.
 Aug. 27, 1987 – Peter Sundstrom to Washington for 1988 fifth-round pick (Martin Bergeron.)
 Sept. 8, 1987 – Pat Price to Minnesota for Willi Plett.
 Sept. 11, 1987 – Signed Dave Pichette as free agent.
 Sept. 30, 1987 – Jeff Jackson and Terry Carkner to Quebec for John Ogrodnick and David Shaw.
 Oct. 5, 1987 – Willi Plett claimed by Boston in Waiver Draft.
 Oct. 6, 1987 – Jeff Caufield and Dave Gagner to Minnesota for Paul Boutilier.
 Oct. 23, 1987 – Future considerations (1988 fourth-round pick -- Jaan Luik) to St. Louis for Jim Pavese.
 Nov. 4, 1987 – Willie Huber and Larry Melnyk to Vancouver for Michel Petit.
 Nov. 7, 1987 – Jim Leavins to Calgary for Don Mercier.
 Nov. 20, 1987 – Curt Giles to Minnesota for Byron Lomow and future considerations.
 Dec. 16, 1987 – Paul Boutilier to Winnipeg for future considerations (1989 fifth-round pick - Aaron Miller.)
 Dec. 31, 1987 – Mike Donnelly and 1988 fifth-round pick (Alexander Mogilny) for Paul Cyr and 1988 10th-round pick (Eric Fenton.)
 Jan. 21, 1988 – Mike Sitala and Gord Walker to Los Angeles for Joe Paterson.
 Jan. 27, 1988 – Montreal's option to exchange 1989 first-round picks (Canadiens exercised option and selected Lindsay Vallis, while Rangers selected Steven Rice) for Chris Nilan.
 Feb. 1, 1988 – Todd Elik signed as free agent.
 Feb. 22, 1988 – Ron Duguay to Los Angeles for Mark Hardy.
 Feb. 23, 1988 – Brian Leetch signed to first NHL contract.
 Feb. 28, 1988 – Mike Richter signed to first NHL contract.
 March 8, 1988 – Jim Pavese to Detroit for future considerations (1990 fifth-round pick that was later returned to Detroit.)

ALL-TIME TRANSACTIONS

1988-89 SEASON

- June 13, 1988 – Mark Hardy to Minnesota for future considerations (1989 third-round pick – Louie DeBrusk.)
July 14, 1988 – Doug Wickenheiser signed as free agent.
Sept. 26, 1988 – Signed Guy Lafleur as free agent.
Aug. 1, 1988 – Walt Poddubny, Jari Gronstrand, Bruce Bell, and 1989 fourth-round pick (Eric Dubois) to Quebec for Normand Rochefort and Jason Lafreniere.
Aug. 22, 1988 – Tony Granato signed to first NHL contract.
Sept. 28, 1988 – Chris Jensen to Philadelphia for Michael Boyce.
Oct. 3, 1988 – Claimed Craig Redmond from Edmonton in Waiver Draft.
Oct. 11, 1988 – Mark Tinordi, Paul Jerrard, Mike Sullivan, Bret Barnett, and 1989 third-round pick (Murray Garbutt) to Minnesota for Brian Lawton, Igor Liba, and Rick Bennett.
Oct. 27, 1988 – Jeff Crossman to Edmonton for Ron Shudra.
Nov. 1, 1988 – Ken Hammond claimed off waivers from Edmonton. Craig Redmond claimed off waivers by Edmonton.
Dec. 9, 1988 – Larry Bernard and 1989 fifth-round pick (Rhys Hollyman) to Minnesota for Mark Hardy.
Dec. 12, 1988 – Igor Liba, Michael Boyce, Todd Elik, and future considerations to Los Angeles for Dean Kennedy and Denis Larocque.
Dec. 26, 1988 – Don Maloney, Norm MacIver, and Brian Lawton to Hartford for Carey Wilson and 1990 fifth-round pick (Lubos Rob.)
Feb. 3, 1989 – Dean Kennedy to Los Angeles for 1990 fourth-round pick (later traded to Minnesota.)
Feb. 18, 1989 – Ken Hammond to Toronto for Chris McRae.
March 7, 1989 – 1990 fifth-round pick (Richard Smehlik) to Buffalo for Lindy Ruff.

1989-90 SEASON

- Sept. 1, 1989 – Barry Beck to Los Angeles for cash and 1990 fourth-round pick (Jeff Nielsen.) Beck, who had been in retirement, was required to play a minimum of 40 games in 1989-90 for Kings to receive the pick, and he played 52 games.
Sept. 7, 1989 – Chris McRae and future considerations (1990 fifth-round pick – Tony Burns) to Detroit for Kris King.
Oct. 5, 1989 – Michel Petit to Quebec for Randy Moller.
Nov. 1, 1989 – Jay More to Minnesota for Dave Archibald.
Jan. 18, 1990 – Future considerations (Denis Larocque) to Edmonton for Todd Charlesworth.
Jan. 20, 1990 – Tony Granato and Tomas Sandstrom to Los Angeles for Bernie Nicholls.
March 6, 1990 – Ulf Dahlen, Los Angeles' 1990 fourth-round pick (Cal McGowan), and future considerations (1991 fourth-round pick, later traded to Los Angeles) to Minnesota for Mike Gartner.
April 2, 1990 – Tony Amonte signed to first NHL contract.

1990-91 SEASON

- June 16, 1990 – 1990 fifth-round pick (Sergei Zubov) obtained from Quebec as compensation for the Nordiques' signing of restricted free agent Guy Lafleur.
June 28, 1990 – Chris Nilan to Boston for Greg Johnston and future considerations (1991 sixth-round pick – Barry Young.) Johnston to Toronto for Mark LaForest and Tie Domi.
July 9, 1990 – Carey Wilson and future considerations (1991 third-round pick – Michael Nylander) to Hartford for Jody Hull. Cash and future considerations to Buffalo for Ray Sheppard.
July 10, 1990 – Simon Wheeldon to Winnipeg for Bryan McReynolds.
Jan. 17, 1991 – Aaron Miller and 1991 fifth-round pick to Quebec for Joe Cirella.
Jan. 22, 1991 – Rudy Poeschek to Winnipeg for Guy Larose.
March 5, 1991 – Kevin Miller, Jim Cummins, and Dennis Vial to Detroit for Joe Kocur and Per Djoos.
April 2, 1991 – Doug Weight signed to first NHL contract.

1991-92 SEASON

- May 25, 1991 – Miloslav Horava to Quebec for Stephane Guerard.
May 30, 1991 – Brian Mullen to San Jose for Tim Kerr. Kelly Kisio claimed by San Jose in Expansion Draft.
Aug. 5, 1991 – Future considerations to Philadelphia for Shaun Sabol.
Aug. 8, 1991 – Future considerations to Philadelphia for Don Biggs.
Sept. 3, 1991 – Adam Graves signed as free agent.
Sept. 9, 1991 – Troy Mallette sent to Edmonton as compensation for the signing of restricted free agent Adam Graves.
Sept. 25, 1991 – Future considerations to Chicago for Greg Millen.
Oct. 4, 1991 – Bernie Nicholls, Steven Rice, and Louie DeBrusk to Edmonton for Mark Messier and future considerations (completed by Nov. 12, 1991, trade.)
Nov. 12, 1991 – David Shaw to Edmonton for Jeff Beukeboom.
Dec. 23, 1991 – Corey Millen to Los Angeles for Randy Gilhen.
Dec. 26, 1991 – Greg Millen to Detroit for 1992 conditional draft pick (eighth-round pick, later traded to Edmonton.) Guy Larose to Toronto for Mike Stevens.
March 9, 1992 – Randy Moller to Buffalo for Jay Wells.
March 10, 1992 – Mark Janssens to Minnesota for Mario Thyer and 1993 third-round pick (Maxim Galanov.)

ALL-TIME TRANSACTIONS

1992-93 SEASON

- June 18, 1992 – Mark LaForest claimed by Ottawa, and Jeff Bloemberg claimed by Tampa Bay in Expansion Draft.
June 20, 1992 – 1992 fourth-round pick (Ralph Intrantuovo) and 1992 eighth-round pick (Colin Schmidt) to Edmonton for 1992 fourth-round pick (Chris Ferraro.) 1992 11th-round pick (Petter Ronnqvist) to Ottawa for future considerations (deal completed with May 7, 1993, trade.)
July 8, 1992 – Tim Kerr to Hartford for conditional draft pick (1993 seventh-round pick – Sergei Kondrashkin.)
July 20, 1992 – Jean-Yves Roy signed as free agent.
July 23, 1992 – Rangers awarded Tampa Bay's 1993 third-round pick (later traded back to Lightning) as compensation for Tampa Bay's signing of restricted free agent Rob Zamuner.
July 28, 1992 – Jody Hull to Ottawa for future considerations.
Aug. 26, 1992 – Dave Marciniyshyn signed as free agent.
Aug. 30, 1992 – Phil Bourque signed as free agent.
Sept. 4, 1992 – Craig Duncanson and Brad Tiley signed as free agents.
Sept. 15, 1992 – Sergei Zubov signed to first NHL contract.
Oct. 5, 1992 – Alexei Kovalev signed to first NHL contract.
Nov. 6, 1992 – Dave Archibald to Ottawa for 1993 fifth-round pick (later traded to Los Angeles.)
Dec. 11, 1992 – Roman Oksiuata and 1993 third-round pick (Alexander Kerch) to Edmonton for Kevin Lowe.
Dec. 28, 1992 – Tie Domi and Kris King to Winnipeg for Ed Olczyk.
March 17, 1993 – Doug Weight to Edmonton for Esa Tikkanen.
March 22, 1993 – Randy Gilhen to Tampa Bay for Mike Hartman. Mark Hardy and Ottawa's 1993 fifth-round pick (Frederick Beaubien) to Los Angeles for John McIntyre.

1993-94 SEASON

- May 7, 1993 – Robert Burakovsky to Ottawa for future considerations (1993 11th-round pick -- Pavel Komarov.) Deal completed trade of June 20, 1992.
June 20, 1993 – John Vanbiesbroeck to Vancouver for future considerations following the Expansion Draft (Doug Lidster sent to Rangers on June 25, 1993.)
June 24, 1993 – Joe Cirella claimed by Florida, and Steven King claimed by Anaheim in Expansion Draft.
June 25, 1993 – Return of Tampa Bay's 1993 third-round pick (Allan Egeland) for Glenn Healy.
July 29, 1993 – Greg Gilbert signed as free agent.
Aug. 16, 1993 – Darren Langdon signed as free agent.
Aug. 17, 1993 – Shawn McCosh signed as free agent.
Sept. 9, 1993 – Mike Hurlbut to Quebec for Alexander Karpovtsev.
Oct. 3, 1993 – Mike Hudson claimed from Edmonton in Waiver Draft. John McIntyre claimed by Vancouver, and Paul Broten claimed by Dallas in Waiver Draft.
Oct. 12, 1993 – Jim Hiller claimed off waivers from Detroit.
Nov. 2, 1993 – James Patrick and Darren Turcotte to Hartford for Steve Larmer, Nick Kypros, Barry Richter, and 1994 sixth-round pick (Yuri Litvinov.)
Jan. 28, 1994 – 1994 11th-round pick (Jamie Butt) to Los Angeles for Brad Tiley.
March 21, 1994 – Tony Amonte and Matt Oates to Chicago for Stephane Matteau and Brian Noonan. Mike Gartner to Toronto for Glenn Anderson, Scott Malone, and 1994 fourth-round pick (Alexander Korobolin.) Todd Marchant to Edmonton for Craig MacTavish. Peter Andersson to Florida for 1994 ninth-round pick (Vitali Yermeyev.) Phil Bourque to Ottawa for future considerations.

1994-95 SEASON

- July 24, 1994 – Esa Tikkanen, Doug Lidster, and Mike Keenan's coaching rights to St. Louis for Petr Nedved.
Aug. 19, 1994 – Daniel Lacroix to Boston for Glen Featherstone.
Sept. 6, 1994 – Mark Osborne signed as free agent.
Sept. 9, 1994 – Ken Germander signed as free agent.
Jan. 18, 1995 – Mike Hudson claimed by Pittsburgh, and Greg Gilbert claimed by St. Louis in Waiver Draft.
March 23, 1995 – Glen Featherstone, Michael Stewart, 1995 first-round pick (Jean-Sebastien Giguere), and 1996 fourth-round pick (Steve Wasylko) to Hartford for Pat Verbeek. Daniel Lacroix claimed off waivers from Boston.
April 7, 1995 – Ed Olczyk to Winnipeg for 1995 fifth-round pick (Alexei Vasiliev.) Corey Hirsch to Vancouver for Nathan LaFayette. Troy Loney claimed off waivers from N.Y. Islanders.

1995-96 SEASON

- July 19, 1995 – Signed Ray Ferraro as free agent.
July 31, 1995 – Jay Wells to St. Louis for Doug Lidster.
Aug. 2, 1995 – Wayne Presley signed as free agent.
Aug. 3, 1995 – Ryan Vandenbussche signed as free agent.
Aug. 24, 1995 – Bruce Driver signed as free agent.
Aug. 31, 1995 – Petr Nedved and Sergei Zubov to Pittsburgh for Luc Robitaille and Ulf Samuelsson.
Oct. 6, 1995 – Jean-Yves Roy to Ottawa for Steve Larouche.
Dec. 28, 1995 – Stephane Matteau to St. Louis for Ian Laperriere.
Jan. 14, 1996 – Steve Larouche to Los Angeles for Chris Snell.
Feb. 29, 1996 – Nick Kypros and Wayne Presley to Toronto for Sergio Momesso and Bill Berg.
March 14, 1996 – Ray Ferraro, Ian Laperriere, Mattias Norstrom, Nathan LaFayette, and 1997 fourth-round pick (Sean Blanchard) to Los Angeles for Marty McSorley, Jari Kurri, and Shane Churla.
March 20, 1996 – Joe Kocur to Vancouver for Kay Whitmore.

ALL-TIME TRANSACTIONS

1996-97 SEASON

- July 9, 1996 – Eric Boulton signed as free agent.
- July 21, 1996 – Wayne Gretzky signed as free agent.
- Aug. 6, 1996 – Peter Fiorentino signed as free agent.
- Aug. 20, 1996 – Marty McSorley to San Jose for Jay More, Brian Swanson, and future considerations (1997 fourth-round pick, later traded back to San Jose.)
- Sept. 6, 1996 – Pat Flatley signed as free agent.
- Nov. 13, 1996 – Sergio Momesso to St. Louis for Brian Noonan.
- Feb. 6, 1997 – Jay More to Phoenix for Mike Eastwood and Dallas Eakins.
- Feb. 22, 1997 – David Oliver claimed off waivers from Edmonton.
- March 8, 1997 – Brian Noonan and Sergei Nemchinov to Vancouver for Russ Courtnall and Esa Tikkanen.

1997-98 SEASON

- June 21, 1997 – 1997 fourth-round pick (Adam Colagiacomo) to San Jose for 1997 fourth-round pick Tomi Kallarsson and 1997 sixth-round pick (Mike York.) Mike Peluso awarded to Rangers by arbitrator as compensation for St. Louis hiring Rangers executive Larry Pleau to be Blues' GM.)
- July 7, 1997 – Brian Skrudland and Mike Keane signed as free agents.
- July 16, 1997 – Jeff Finley signed as free agent.
- Aug. 8, 1997 – 1998 fourth-round pick (Tommy Westlund) to Carolina for Jason Muzzatti.
- Aug. 19, 1997 – Dale Purinton signed as free agent.
- Aug. 27, 1997 – Pierre Sevigny signed as free agent.
- Aug. 28, 1997 – Luc Robitaille to Los Angeles for Kevin Stevens.
- Sept. 2, 1997 – P.J. Stock signed as free agent.
- Sept. 11, 1997 – Tim Sweeney signed as free agent.
- Sept. 28, 1997 – Mike Peluso claimed by Calgary in Waiver Draft.
- Sept. 29, 1997 – 1998 second-round pick (Andrew Peters) and future considerations (2000 conditional fifth-round pick – conditions not met) to Buffalo for Pat LaFontaine. Geoff Smith signed as free agent.
- Oct. 1, 1997 – Peter Ferraro and Chris Ferraro claimed off waivers by Pittsburgh.
- Nov. 14, 1997 – Future considerations to Los Angeles for Brad Smith.
- Jan. 14, 1998 – Peter Ferraro claimed off waivers from Pittsburgh.
- March 24, 1998 – Mike Keane, Brian Skrudland, and 1998 or 1999 conditional sixth-round pick -- 1998 conditions met (Pavel Patera) -- to Dallas for Todd Harvey, Bob Errey, and 1998 fourth-round pick (Boyd Kane.) Mike Eastwood to St. Louis for Harry York. Jason Muzzatti to San Jose for Rich Brennan. Ryan VandenBussche to Chicago for Ryan Risidore.

1998-99 SEASON

- June 1, 1998 – Colin Peppercall to Chicago for future considerations (conditional 199 draft pick, ninth-round pick – Petter Henning.)
- June 30, 1998 – Sylvain Blouin and 1999 sixth-round pick (later traded to Phoenix) to Montreal for Peter Popovic.
- July 2, 1998 – Scott Fraser signed as free agent.
- July 9, 1998 – John MacLean signed as free agent.
- July 16, 1998 – Jean-Francois Labbe signed as free agent.
- July 20, 1998 – Derek Armstrong signed as free agent.
- Aug. 13, 1998 – Brent Fedyk signed as free agent.
- Oct. 1, 1998 – 2000 third-round pick (later returned to Rangers) to Detroit for Mike Knuble.
- Oct. 9, 1998 – Esa Tikkanen signed as free agent.
- Oct. 14, 1998 – Alexander Karpovtsev and 1999 fourth-round pick (Mirko Mirovic) to Toronto for Mathieu Schneider.
- Nov. 25, 1998 – Alexei Kovalev and Harry York to Pittsburgh for Petr Nedved, Sean Pronger, and Chris Tamer.
- Nov. 27, 1998 – Bill Berg and 1999 second-round pick (later traded to Anaheim) to Ottawa for Stan Neckar.
- Dec. 18, 1998 – Rumun Ndur claimed off waivers from Buffalo.
- Dec. 22, 1998 – Eric Cairns claimed off waivers by N.Y. Islanders.
- Feb. 12, 1999 – Sean Pronger to Los Angeles for Eric Lacroix.
- Feb. 13, 1999 – Jeff Finley and Geoff Smith to St. Louis for future considerations (Chris Kenady on Feb. 22, 1999.)
- March 4, 1999 – Mike Maneluk claimed off waivers from Chicago.
- March 23, 1999 – Ulf Samuelsson and future considerations to Detroit for 1999 second-round pick (David Inman) and return of Rangers' 2000 third-round pick (later traded to Tampa Bay.) Stan Neckar to Phoenix for Jason Doig and 1999 sixth-round pick (Jay Dardis.) Vladimir Vorobiev to Edmonton for Kevin Brown.

ALL-TIME TRANSACTIONS

1999-00 SEASON

- May 3, 1999 – Future considerations to Nashville for Brad Smyth.
June 26, 1999 – Dan Cloutier, Niklas Sundstrom, 2000 first-round pick (Nikita Alexeev), and 2000 third-round pick (later traded to San Jose) to Tampa Bay for Chicago's 1999 first-round pick (Pavel Brendl.) Marc Savard and 1999 first-round pick (Oleg Saprykin) to Calgary for Jan Hlavac, 1999 first-round pick (Jamie Lundmark), and Philadelphia's 1999 third-round pick (Patrick Auferero.)
Stephane Quintal and Valeri Kamensky signed as free agents.
July 6, 1999 – Theo Fleury signed as free agent.
July 8, 1999 – Kirk McLean signed as free agent.
July 13, 1999 – Tim Taylor signed as free agent.
July 15, 1999 – Sylvain Lefebvre signed as free agent.
July 19, 1999 – Milan Hnlicka signed as free agent.
July 22, 1999 – Terry Virtue signed as free agent.
July 28, 1999 – John Namestnikov signed as free agent.
Aug. 9, 1999 – John Namestnikov claimed by Vancouver in Waiver Draft.
Sept. 27, 1999 – Peter Popovic to Pittsburgh for Kevin Hatcher. John Namestnikov claimed off waivers from Vancouver.
Sept. 30, 1999 – Future considerations (cash) to Tampa Bay for Alexandre Daigle. Drew Bannister signed as free agent.
Oct. 3, 1999 – Rich Pilon claimed off waivers from N.Y. Islanders.
Dec. 1, 1999 – Rumun Ndur claimed off waivers by Atlanta.
Dec. 11, 1999 – Todd Harvey and 2001 fourth-round pick (Dimitri Patzold) to San Jose for Radek Dvorak.
Dec. 30, 1999 – John Namestnikov to Nashville for Jason Dawe.
Feb. 2, 2000 – Mike Knuble to Boston for Rob DiMaio.
March 10, 2000 –

2000-01 SEASON

- June 24, 2000 – 2000 second-round pick (Tomas Kopecky) to Detroit for 2000 second-round pick (Filip Novak) and 2000 third-round pick (Dominic Moore.)
June 25, 2000 – 2000 fourth-round pick Jon DiSalvatore to San Jose for 2000 fourth-round pick (Premysl Duben) and 2000 compensatory fifth-round pick (Brandon Snee.)
July 10, 2000 – Vladimir Malakhov signed as free agent.
July 13, 2000 – Mark Messier signed as free agent.
July 27, 2000 – Jeff Ulmer signed as free agent.
Aug. 4, 2000 – Darren Langdon and Rob DiMaio to Carolina for Sandy McCarthy and 2001 conditional pick (fourth-round pick – Bryce Lampman.)
Sept. 25, 2000 – Alexei Vasiliev to Nashville for future considerations (2001 conditional pick – conditions not met.)
Sept. 29, 2000 – Andreas Johansson claimed from Calgary in Waiver Draft.
Oct. 5, 2000 – Future considerations (placement of Stephane Quintal on waivers) to Chicago for Michal Grosek and Brad Brown.
Stephane Quintal claimed off waivers by Chicago.
Nov. 9, 2000 – Jean-Francois Labbe to Columbus for Bert Robertsson.
Dec. 28, 2000 – 2001 fifth-round pick (Frantisek Skladany) to Colorado for Alexei Gusarov.
Jan. 12, 2001 – Johan Wittehall claimed off waivers by Montreal.
Jan. 13, 2001 – Jeff Toms claimed off waivers from N.Y. Islanders.
Feb. 5, 2001 – John MacLean to Dallas for future considerations.
March 1, 2001 – Eric Lacroix to Ottawa for Colin Forbes.
March 5, 2001 – Alexei Gusarov to St. Louis for Peter Smrek.
March 7, 2001 – Bert Robertsson to Nashville for Ryan Tobler. Guy Hebert claimed off waivers from Anaheim.

ALL-TIME TRANSACTIONS

2001-02 SEASON

- June 11, 2001 – Barrett Heisten signed as free agent.
June 13, 2001 – Layne Ulmer signed as free agent.
June 23, 2001 – 2001 third-round pick (Chris Heid) to Minnesota for Carolina's 2001 third-round pick (Garth Murray) and 2001 fifth-round pick (Shawn Collymore.) Burke Henry to Calgary for Chris St. Croix.
June 24, 2001 – Adam Graves and future considerations to San Jose for Mikael Samuelsson and Chris Gosselin. Jeff Dessner to Atlanta for 2001 eighth-round pick (Leonid Zvachkin.) 2002 seventh-round pick (Pierre Johnsson) to Calgary for Detroit's 2001 seventh-round pick (Pontus Petterstrom.)
June 29, 2001 – Jason Doig and Jeff Ulmer to Ottawa for Sean Gagnon.
June 30, 2001 – Tim Taylor to Tampa Bay for Kyle Freadrich and Nils Ekman. Rich Pilon to San Jose for 2002 conditional pick (seventh-round pick – Joey Crabb.)
July 1, 2001 – Dave Karpa and Igor Ulanov signed as free agents.
July 17, 2001 – Zdeno Ciger signed as free agent.
Aug. 7, 2001 – Darren Van Impe claimed off waivers from Boston.
Aug. 20, 2001 – Pavel Brendl, Jan Hlavac, Kim Johnsson, and 2003 third-round pick (Stefan Ruzicka) to Philadelphia for Eric Lindros and future considerations (conditional first-round pick, conditions not met.)
Aug. 23, 2001 – P.J. Stock signed as free agent.
Aug. 28, 2001 – Steve McKenna signed as free agent.
Sept. 28, 2001 – P.J. Stock claimed by Boston in Waiver Draft.
Oct. 1, 2001 – Benoit Dusbablon signed as free agent.
Oct. 3, 2001 – Rico Fata claimed off waivers from Calgary.
Oct. 4, 2001 – Bryan Berard signed as free agent.
Dec. 12, 2001 – Zdeno Ciger to Tampa Bay for Matthew Barnaby.
Dec. 18, 2001 – Darren Van Impe claimed off waivers by Florida.
Jan. 16, 2002 – Trent Whitfield claimed off waivers from Washington.
Feb. 1, 2002 – Trent Whitfield claimed off waivers by Washington.
March 12, 2002 – Manny Malhotra and Barrett Heisten to Dallas for Martin Rucinsky and Roman Lyashenko.
March 16, 2002 – Jeff Toms claimed off waivers by Pittsburgh.
March 18, 2002 – Igor Ulanov, Filip Novak, 2002 first-round pick (later traded), 2002 second-round pick (Rob Globke), and 2003 fourth-round pick (later traded) to Florida for Pavel Bure and 2002 second-round pick (Lee Falardeau.)
March 19, 2002 – Mike York and 2002 fourth-round pick (Ivan Koltsov) to Edmonton for Tom Poti and Rem Murray. Peter Smrek to Nashville for Richard Lintner.

2002-03 SEASON

- June 22, 2002 – 2002 third-round pick (Arttu Luutinen) to Ottawa for 2002 third-round pick (Marcus Jonassen) and 2002 fourth-round pick (Nate Guenin.)
June 23, 2002 – 2003 sixth-round pick (later returned) and future considerations (negotiation rights to pending unrestricted free agent Theo Fleury or return of pick – pick was returned) to San Jose for 2002 sixth-round pick (Kim Hirschkovits.)
Future considerations (2003 ninth-round pick – later traded) to Pittsburgh for Krzysztof Oliwa.
June 30, 2002 – Rights to pending unrestricted free agent Mike Richter to Edmonton for future considerations (2003 fourth-round pick – Corey Potter.)
July 1, 2002 – Bobby Holik signed as free agent.
July 2, 2002 – Darius Kasparaitis signed as free agent.
July 4, 2002 – Mike Richter signed as free agent.
July 8, 2002 – Ted Donato signed as free agent.
July 11, 2002 – Craig Weller signed as free agent.
July 16, 2002 – Derek Armstrong to Los Angeles for 2003 sixth-round pick (Chris Holt.)
Aug. 7, 2002 – Joel Bouchard signed as free agent.
Oct. 1, 2002 – Dixon Ward signed as free agent.
Oct. 4, 2002 – Ronald Petrovicky claimed from Calgary in Waiver Draft.
Oct. 10, 2002 – Boyd Kane to Tampa Bay for Gordie Dwyer.
Dec. 12, 2002 – Rem Murray, Tomas Kloucek, and Marek Zidlicky to Nashville for Mike Dunham. Future considerations (conditional 2004 draft pick – conditions not met) to Edmonton for Josh Green.
Dec. 16, 2002 – Billy Tibbetts signed as free agent.
Dec. 17, 2002 – Cory Cross signed as free agent.
Jan. 6, 2003 – Krzysztof Oliwa to Boston for 2004 ninth-round pick (later traded.)
Jan. 8, 2003 – 2004 fourth-round pick (later traded) to Chicago for Boris Mironov.
Jan. 15, 2003 – Josh Green claimed off waivers by Washington.
Jan. 17, 2003 – Boston's 2004 ninth-round pick (later traded) returned to Boston for Jay Henderson.
Jan. 22, 2003 – Mike Mottau to Calgary for conditional draft choice in 2003 or 2004. Rangers' chose 2003 option of a sixth-round pick (Ivan Dornic.)
Feb. 10, 2003 – Rico Fata, Mikael Samuelsson, Joel Bouchard, and Richard Lintner to Pittsburgh for Alexei Kovalev, Dan LaCouture, Janne Laukkanen, and Mike Wilson.
Feb. 21, 2003 – Gordie Dwyer claimed off waivers by Montreal.
March 11, 2003 – Radek Dvorak and Cory Cross to Edmonton for Anson Carter and Ales Pisa. Johan Holmqvist to Minnesota for Lawrence Nycholat. Janne Laukkanen claimed off waivers by Tampa Bay.

ALL-TIME TRANSACTIONS

2003-04 SEASON

- May 22, 2003 – Jed Ortmeyer signed as free agent.
June 21, 2003 – 2003 second-round pick (Josh Hennessy) to San Jose for Boston's 2003 second-round pick (Ivan Baranka) and San Jose's 2003 third-round pick (Kenny Roche.)
- June 30, 2003 – Rights to pending unrestricted free agent Brian Leetch to Edmonton for Jussi Markkanen and 2004 fourth-round pick (later traded.) Rights to pending unrestricted free agent Mark Messier to San Jose for 2004 fourth-round pick (Ryan Callahan.)
- July 14, 2003 – Greg de Vries signed as free agent.
July 25, 2003 – Chris Simon signed as free agent.
July 28, 2003 – Paul Healey signed as free agent.
July 30, 2003 – Brian Leetch signed as free agent.
Aug. 12, 2003 – Nils Ekman to San Jose for Chad Wiseman.
Aug. 28, 2003 – Mratin Rucinsky and Jan Hlavac signed as free agents.
Sept. 5, 2003 – Mark Messier signed as free agent.
Sept. 30, 2003 – Shawn Heins claimed off waivers from Atlanta, and Jeff Heerema claimed off waivers from Carolina.
Oct. 3, 2003 – Sheldon Keefe claimed from Tampa Bay, Mike Siklenka claimed from Philadelphia, and Joel Bouchard claimed from Buffalo in Waiver Draft. Shawn Heins and Ronald Petrovicky claimed by Atlanta, and Jeff Heerema claimed by St. Louis in Waiver Draft.
- Oct. 22, 2003 – Pascal Rheaume signed NHL contract after having already signed AHL contract to begin season in Hartford.
Oct. 24, 2003 – Sheldon Keefe claimed off waivers by Tampa Bay.
Nov. 5, 2003 – Mike Siklenka claimed off waivers by Philadelphia.
Dec. 11, 2003 – Jason MacDonald signed NHL contract after having already signed AHL contract to begin season in Hartford.
Jan. 10, 2004 – Jeff Heerema claimed off waivers from St. Louis.
Jan. 23, 2004 – Anson Carter to Washington for Jaromir Jagr. 2004 eighth-round pick (Matt Greer) to Columbus for Jamie Pushor.
Jan. 29, 2004 – Pascal Rheaume claimed off waivers by St. Louis.
March 2, 2004 – Alexei Kovalev to Montreal for Jozef Balej and 2004 second-round pick (Bruce Graham.)
March 3, 2004 – Brian Leetch and conditional draft pick (Edmonton's 2004 fourth-round pick – Roman Kukumberg) to Toronto for Maxim Kondratiev, Jarkko Immonen, 2004 first-round pick (later traded), and 2005 second-round pick (Mike Sauer.)
Petr Nedved and Jussi Markkanen to Edmonton for Dwight Helminen, Steve Valiquette, and 2004 second-round pick (Dane Byers.)
- March 6, 2004 – Chris Simon and 2004 seventh-round pick (Matt Schneider) to Calgary for Blair Betts, Greg Moore, and Jamie McLennan.
Josh Green claimed off waivers from Calgary.
- March 8, 2004 – Vladimir Malakhov to Philadelphia for Rick Kozak and 2005 second-round pick (later traded.) Matthew Barnaby and 2004 third-round pick (Denis Parshin) to Colorado for David Liffiton, Chris McAllister, and Florida's 2004 second-round pick (later traded.)
- March 9, 2004 – Greg de Vries to Ottawa for Karel Rachunek and Alexandre Giroux. Martin Rucinsky to Vancouver for Martin Grenier and R.J. Umberger. Paul Healey to Florida for Jeff Paul. Mike Green claimed off waivers from Florida. Sandy McCarthy claimed off waivers from Boston.
- March 23, 2004 – Thomas Pock signed as free agent.

2004-05 SEASON

- June 26, 2004 – Toronto's 2004 first-round pick and Rangers' compensatory 2004 second-round pick to Calgary for 2004 first-round pick (Lauri Korpikoski) and 2004 eighth-round pick (Jonathan Paimeent.) Florida's 2004 second-round pick returned to Florida for Dallas' 2004 compensatory second-round pick (later traded) and 2004 third-round pick (Zdenek Bahensky.) Dallas' 2004 compensatory second-round pick to Phoenix for 2004 second-round pick (Brandon Dubinsky) and 2004 third-round pick (Billy Ryan.)
- July 7, 2004 – Ryan Hollweg signed as free agent.
July 20, 2004 – Jason Strudwick signed as free agent.
Aug. 10, 2004 – Michael Nylander signed as free agent.
Aug. 26, 2004 – Kevin Weekes signed as free agent.

2005-06 SEASON

- July 29, 2005 – Henrik Lundqvist signed to first NHL contract.
July 30, 2005 – 2005 first-round pick (Alex Bourret) and Philadelphia's 2005 second-round pick (Ondrej Paveloc) to Atlanta for San Jose's 2005 first-round pick (Marc Staal.) 2005 second-round pick (Guillaume Lantendresse) to Montreal for 2005 second-round pick (Marc-Andre Cliche) and 2005 third-round pick (Brodie Dupont.)
- Aug. 2, 2005 – Martin Straka and Marek Malik signed as free agents.
Aug. 3, 2005 – Martin Rucinsky signed as free agent.
Aug. 4, 2005 – Ville Nieminen and Jason Ward signed as free agents.
Aug. 23, 2005 – Trevor Gillies and 2007 conditional draft pick (fourth-round pick – later traded) to Anaheim for Steve Rucchin.
Sept. 6, 2005 – Michal Rozsival signed as free agent.
Sept. 21, 2005 – Marc Staal signed to first NHL contract.
Sept. 30, 2005 – Garth Murray to Montreal for Marcel Hossa.
Oct. 7, 2005 – Jozef Balej and conditional 2006 fifth-round draft pick (conditions not met) to Vancouver for Fedor Fedorov.
Oct. 18, 2005 – Jamie Lundmark to Phoenix for Jeff Taffe.
Nov. 29, 2005 – Colton Orr claimed off waivers from Boston.
Jan. 8, 2006 – Maxim Kondratiev to Anaheim for Petr Sykora and 2007 conditional fourth-round draft pick (return of pick obtained in Aug. 23, 2005, trade – later traded.)
- Jan. 24, 2006 – Jeff Taffe to Phoenix for Martin Sonnenberg.
March 8, 2006 – Ville Nieminen to San Jose for 2006 third-round pick (later traded.)
March 9, 2006 – San Jose's 2006 third-round pick to Anaheim for Sandis Ozolins.
April 20, 2006 – Brandon Dubinsky signed to first NHL contract.

ALL-TIME TRANSACTIONS

2006-07 SEASON

- May 11, 2006 – Ryan Callahan signed to first NHL contract.
June 14, 2006 – Mike Green to Dallas for 2008 conditional fifth-round pick (conditions not met.)
June 24, 2006 – 2006 fourth-round pick (Niclas Andersen) and 2006 fifth-round pick (Martin Nolet) to Los Angeles for 2006 fourth-round pick (David Kveton.) 2007 fourth-round pick (Brett BrunetEAU) to Washington for Vancouver's 2006 fifth-round pick Tomas Zaborsky.)
July 1, 2006 – Matt Cullen signed as free agent. Dan Girardi signed to first NHL contract.
July 3, 2006 – Aaron Ward signed as free agent.
July 9, 2006 – Brendan Shanahan signed as free agent.
July 19, 2006 – Dominic Moore to Nashville for Adam Hall.
Nov. 21, 2006 – Jakub Petruzalek and 2008 conditional fifth-round draft pick (conditions not met) to Carolina for Brad Isbister.
Jan. 12, 2007 – Jason Krog claimed off waivers from Atlanta.
Feb. 5, 2007 – Jason Ward, Marc-Andre Cliche, Jan Marek, and future considerations (2008 third-round pick -- later traded) to Los Angeles for Sean Avery, John Seymour, and future considerations.
Feb. 9, 2007 – Adam Hall to Minnesota for Pascal Dupuis.
Feb. 27, 2007 – Aaron Ward to Boston for Paul Mara. Pascal Dupuis and 2007 third-round pick (later traded) to Atlanta for Alex Bourret.
Jason Krog claimed off waivers by Atlanta.
March 19, 2007 – Jason Strudwick signed as free agent.

2007-08 SEASON

- May 31, 2007 – Ryan Russell to Montreal for 2007 seventh-round pick (David Skokan.)
July 1, 2007 – Chris Drury and Scott Gomez signed as free agents.
July 4, 2007 – Bryce Lampman to Tampa Bay for Mitch Fritz.
July 17, 2007 – Matt Cullen to Carolina for Andrew Hutchinson, Joe Barnes, and 2008 third-round pick (Evgeny Grachev.)
Aug. 2, 2007 – Artem Anisimov signed to first NHL contract.
Aug. 20, 2007 – Matt Zaba signed as free agent.
Oct. 11, 2007 – Future considerations (conditional 2008 seventh-round pick -- conditions not met) to Chicago for P.A. Parenteau.
Feb. 26, 2008 – Al Montoya and Marcel Hossa to Phoenix for Fredrik Sjostrom, Josh Gratton, David LeNeveu, and conditional draft pick (conditions not met.) 2008 fourth-round pick (later returned to Rangers) to St. Louis for Christian Backman.
March 12, 2008 – Justin Soryal signed as free agent.

2008-09 SEASON

- June 21, 2008 – 2008 seventh-round pick (Jani Lajunen) and 2009 fourth-round pick (Nick Oliver) to Nashville for return of Rangers' 2008 fourth-round pick (Dale Weise.) Alex Bourret to Phoenix for Pittsburgh's 2008 third-round pick (Tomas Kundratek.)
July 1, 2008 – Wade Redden, Aaron Voros, and Patrick Rissmiller signed as free agents.
July 2, 2008 – Fedor Tyutin and Christian Backman to Columbus for Nikolai Zherdev and Dan Fritsche.
July 3, 2008 – Markus Naslund and Dmitri Kalinin signed as free agents.
July 14, 2008 – Ryan Hollweg to Toronto for Pittsburgh's 2009 fifth-round pick (later traded.)
Oct. 14, 2008 – Tysen Dowzak signed as free agent.
Oct. 20, 2008 – Devin DiDiomete signed as free agent.
Oct. 30, 2008 – Hugh Jessiman to Nashville for future considerations (conditional draft pick -- conditions not met.)
Jan. 29, 2009 – Dan Fritsche to Minnesota for Erik Reitz.
Feb. 25, 2009 – Mark Bell claimed off re-entry waivers from Toronto.
March 3, 2009 – Sean Avery claimed off re-entry waivers from Dallas.
March 4, 2009 – Nigel Dawes, Petr Prucha, and Dmitri Kalinin to Phoenix for Derek Morris. 2009 second-round pick (Kenny Ryan) and 2010 conditional draft pick (conditions not met) to Toronto for Nik Antropov. Erik Reitz claimed off re-entry waivers by Toronto.
April 17, 2009 – Matt Gilroy signed as free agent.

2009-10 SEASON

- May 20, 2009 – Ilkka Heikkinen signed as free agent.
May 26, 2009 – Michael Del Zotto signed to first NHL contract.
June 27, 2009 – Return of Pittsburgh's 2009 fifth-round pick (Andy Bathgate) to Penguins for Chad Johnson. 2010 third-round pick (Jordan Weal) to Los Angeles for Brian Boyle.
June 30, 2009 – Scott Gomez, Tom Pyatt and Mike Busto to Montreal for Christopher Higgins, Pavel Valentenko, and Ryan McDonagh.
July 1, 2009 – Marian Gaborik and Donald Brashear signed as free agents.
July 2, 2009 – Chris Chappell signed as free agent.
July 3, 2009 – Corey Locke signed as free agent.
July 9, 2009 – Ales Kotalik signed as free agent.
July 13, 2009 – Lauri Korpikoski to Phoenix for Enver Lisin.
July 16, 2009 – Brian Fahey to Colorado for Nigel Williams.
July 27, 2009 – Sam Klassen signed as free agent.
Aug. 17, 2009 – Vinny Prospal signed as free agent.
Dec. 2, 2009 – Erik Christensen claimed off waivers from Anaheim.
Feb. 2, 2010 – Christopher Higgins and Ales Kotalik to Calgary for Olli Jokinen and Brandon Prust.
Feb. 12, 2010 – Conditional 2011 draft pick (sixth-round pick) to San Jose for Jody Shelley.
Feb. 27, 2010 – Alex Auld claimed off re-entry waivers from Dallas.
March 3, 2010 – Jordan Owens to Detroit for Kris Newbury. Miika Wiikman and 2011 seventh-round pick to Phoenix for Anders Eriksson.
March 30, 2010 – Cam Talbot signed as free agent.

ALL-TIME TRANSACTIONS

2010-11 SEASON

May 25, 2010 –	2010 sixth-round pick (later traded) to N.Y. Islanders for Jyri Niemi.
May 26, 2010 –	Mats Zuccarello signed as free agent.
June 26, 2010 –	Bobby Sanguinetti to Carolina for Washington's 2011 second-round pick and 2010 sixth-round pick (Jesper Fasth.)
July 1, 2010 –	Martin Biron and Derek Boogaard signed as free agents. Derek Stepan signed to first NHL contract.
July 6, 2010 –	Ryan McDonagh signed to first NHL contract.
July 9, 2010 –	Aaron Voros and Ryan Hillier to Anaheim for Steve Eminger.
July 27, 2010 –	Alex Frolov signed as free agent.
Aug. 2, 2010 –	Donald Brashear and Patrick Rissmiller to Atlanta for Todd White.
Oct. 4, 2010 –	Ruslan Fedotenko signed as free agent.
Nov. 11, 2010 –	Dane Byers to Columbus for Chad Kolarik.
Nov. 23, 2010 –	Nigel Williams to Anaheim for Stu Bickel.
Jan. 10, 2011 –	Michal Rozsival to Phoenix for Wojtek Wolski.
Feb. 26, 2011 –	Tim Kennedy and 2011 third round pick to Florida for Bryan McCabe.
Feb. 28, 2011 –	2012 seventh round pick to Toronto for John Mitchell.
Mar. 16, 2011 –	Ryan Bourque signed to first NHL contract. Dylan McIlrath signed to first NHL contract.
Mar. 24, 2011 –	Jason Missiaen signed as free agent.
Mar. 29, 2011 –	Tommy Grant signed as free agent.
Apr. 11, 2011 –	Carl Hagelin signed to first NHL contract.

2011-12 SEASON

May 8, 2011 –	Ethan Werek to Phoenix for Oscar Lindberg.
May 19, 2011 –	Christian Thomas signed to first NHL contract.
May 20, 2011 –	Scott Stajcer signed to first NHL contract.
May 31, 2011 –	Blake Parlett signed to first NHL contract.
June 1, 2011 –	Roman Horak and two 2011 second round picks (Markus Granlund, Tyler Wotherspoon) to Calgary for Tim Erixon and a 2011 fifth round pick (Shane McColgan.)
June 25, 2011 –	Evgeny Grachev to St. Louis for 2011 third round pick (Steven Fogarty)
June 29, 2011 –	Bought out Chris Drury.
July 1, 2011 –	Mike Rupp signed as free agent.
July 2, 2011 –	Brad Richards signed as free agent.
July 28, 2011 –	J.T. Miller signed to first NHL contract.
Aug. 16, 2011 –	Andre Deveaux signed as free agent.
Oct. 6, 2011 –	Jeff Woywitka claimed off waivers from Montreal.
Nov. 5, 2011 –	Anton Stralman signed as a free agent.
Feb. 3, 2012 –	Erik Christensen and a conditional 2013 seventh round pick to Minnesota for Casey Wellman.
Feb. 25, 2012 –	Wojtek Wolski to Florida for Mike Vernace and a 2013 third round pick.
Feb. 27, 2012 –	2012 fifth round pick (Travis Brown) to Chicago for John Scott.
March 26, 2012 –	Andrew Yogan signed to first NHL contract.
April 10, 2012 –	Chris Kreider signed to first NHL contract.

2012-13 SEASON

May 29, 2012 –	Jesper Fast signed to first NHL contract.
May 30, 2012 –	Marek Hrivik signed as free agent.
June 1, 2012 –	Oscar Lindberg signed to first NHL contract.
July 1, 2012 –	Aaron Asham and Micheal Haley signed as free agents.
July 3, 2012 –	Taylor Pyatt signed as free agent.
July 5, 2012 –	Kyle Jean signed as free agent.
July 9, 2012 –	Jeff Halpern signed as free agent.
July 10, 2012 –	Brandon Segal signed as free agent.
July 20, 2012 –	Casey Wellman to Florida for a 2014 fifth round pick.
July 23, 2012 –	Artem Anisimov, Brandon Dubinsky, Tim Erixon and a 2013 first round pick to Columbus for Rick Nash, Steven Delisle and a conditional 2013 third round pick.
January 16, 2013 –	Bought out Wade Redden
January 16, 2013 –	Tommy Grant and a conditional pick in 2014 to San Jose for Brandon Mashinter
January 24, 2013 –	Chad Kolarik to Pittsburgh for Benn Ferriero
February 4, 2013 –	Mike Rupp to Minnesota for Darroll Powe and Nick Palmieri
April 2, 2013 –	2013 second round pick, 2013 third round pick (via Florida), and a 2014 conditional pick to San Jose for Ryane Clowe
April 3, 2013 –	Marian Gaborik, Steven Delisle, and Blake Parlett to Columbus for Derick Brassard, Derek Dorsett, John Moore, and a 2014 sixth round pick

ALL-TIME TRANSACTIONS

2013-14 SEASON

- June 30, 2013 - Benn Ferriero and 2014 sixth-round pick (Chase Lang) to Minnesota for Justin Falk.
July 1, 2013 - Kris Newbury to Philadelphia for Danny Syrvet.
July 2, 2013 - Christian Thomas to Montreal for Danny Kristo.
July 5, 2013 - Dominic Moore, Benoit Pouliot, and Aaron Johnson signed as free agents.
Oct. 20, 2013 - Martin Biron announced his retirement.
Dec. 6, 2013 - Brandon Mashinter to Chicago for Kyle Beach.
Jan. 2, 2014 - Taylor Pyatt claimed off waivers by Pittsburgh. Anthony Duclair signed to first NHL contract.
Jan. 4, 2014 - 2014 seventh-round pick (Spencer Watson) to Los Angeles for Daniel Carcillo.
Jan. 21, 2014 - David LeNeveu signed as free agent.
Jan. 22, 2014 - Michael Del Zotto to Nashville for Kevin Klein.
March 5, 2014 - Ryan Callahan, 2014 first-round pick (later traded), and 2015 first-round pick (later traded) to Tampa Bay for Martin St. Louis. 2015 fifth-round pick to Vancouver (Adam Gaudette) for Raphael Diaz.
March 17, 2014 - Ryan Graves signed to first NHL contract.
April 15, 2014 - Mat Bodie signed as a free agent.
June 2, 2014 - Calle Anderson and Mackenzie Skapski signed to first NHL contracts.

2014-15 SEASON

- June 20, 2014 - Bought out Brad Richards.
June 27, 2014 - Derek Dorsett to Vancouver for 2014 third-round pick (Keegan Iverson).
July 1, 2014 - Dan Boyle, Tanner Glass, Michael Kostka, Matt Hunwick, Steven Kampfer, Chris Mueller, and Cedrick Desjardins signed as free agents.
July 19, 2014 - Lee Stempniak signed as a free agent.
Aug. 20, 2014 - Kevin Hayes signed as a free agent.
Sept. 11, 2014 - Ryan Malone signed as a free agent.
March 1, 2015 - John Moore, Anthony Duclair, 2015 second-round pick (later traded), and 2016 first-round pick to Arizona (later traded) for Keith Yandle, Chris Summers, and 2016 fourth-round pick (Tarmo Reunanen). Lee Stempniak to Winnipeg for Carl Klingberg. 2016 fourth-round pick (Noah Gregor) to San Jose for James Sheppard.
March 10, 2015 - Adam Tambellini signed to first NHL contract.
April 1, 2015 - Brady Skjei signed to first NHL contract.

2015-16 SEASON

- June 1, 2015 - Daniel Walcott to Tampa Bay for 2015 seventh-round pick (later traded).
June 27, 2015 - Carl Hagelin, 2015 second-round pick (Julius Nattinen), and 2015 sixth-round pick (Garrett Metcalf) to Anaheim for Emerson Etem and 2015 second-round pick (Ryan Gropp). Cam Talbot and 2015 seventh-round pick (Ziyat Paigin) to Edmonton for a 2015 second-round pick (later traded), 2015 third-round pick (Sergey Zborovskiy), and 2015 seventh-round pick (Adam Huska). 2015 second-round pick (Jonas Siegenthaler) to Washington for 2015 third-round pick (Robin Kovacs) and 2015 fourth-round pick (Brad Morrison). Ryan Haggerty to Chicago for Antti Raanta.
July 1, 2015 - Raphael Diaz, Jayson Megna, and Viktor Stalberg signed as free agents. 2017 sixth-round pick to Nashville for Magnus Hellberg.
July 2, 2015 - Brandon Halverson signed to first NHL contract.
July 3, 2015 - Luke Adam signed as a free agent.
Aug. 10, 2015 - Jarret Stoll signed as a free agent.
Dec. 15, 2015 - Jarret Stoll claimed off waivers by Minnesota.
Dec. 31, 2015 - Ryan Gropp signed to first NHL contract.
Jan. 8, 2016 - Emerson Etem to Vancouver for Nicklas Jensen and 2017 sixth-round pick.
Jan. 21, 2016 - Daniel Paille signed as a free agent.
Feb. 28, 2016 - Aleksii Saarela, 2016 second-round pick (later traded), and 2017 second-round pick to Carolina for Eric Staal. Ryan Bourque to Washington for Chris Brown.
March 28, 2016 - Cristoval Nieves signed to first NHL contract.
March 29, 2016 - Steven Fogarty signed to first NHL contract.
April 1, 2016 - Adam Chapie signed as a free agent.
April 17, 2016 - Malte Stromwall signed as a free agent.

2016 OFF-SEASON

- May 13, 2016 - Pavel Buchnevich signed to first NHL contract.
June 20, 2016 - Keith Yandle to Florida for 2016 sixth-round pick (Tyler Wall) and 2017 fourth-round pick.
June 25, 2016 - 2017 fourth-round pick to Colorado for Nick Holden.
July 1, 2016 - Michael Grabner, Nathan Gerbe, Adam Clendening, and Michael Paliotta signed as free agents.
July 15, 2016 - Josh Jooris signed as a free agent.
July 18, 2016 - Robin Kovacs signed to first NHL contract; Acquired Mika Zibanejad and a second round pick in the 2018 NHL Entry Draft in exchange for Derick Brassard and a seventh round pick in the 2018 NHL Entry Draft.
July 26, 2016 - Sergey Zborovskiy signed to first NHL contract.
Aug. 18, 2016 - John Gilmour signed as a free agent.
Aug. 19, 2016 - Jimmy Vesey signed as a free agent.
Aug. 26, 2016 - Brandon Pirri signed as a free agent.

ALL-TIME NHL ENTRY DRAFT SELECTIONS

1963

at Montreal, June 5

ROUND OVERALL	NAME	POS.	TEAM, LEAGUE
1/4	Al Osborne	RW	Weston, Jr. B
2/10	Terry Jones	C	Weston, Midget
3/15	Mike Cummings	LW	Georgetown, OHL Midget
4/20	Campbell Allison	D	Portage La Prairie, Jr. B

1964

at Montreal, June 11

ROUND OVERALL	NAME	POS.	TEAM, LEAGUE
1/3	Robert Graham	D	Toronto, Midget
2/9	Tim Ecclestone	C	Etobicoke, Jr. B
3/15	Gordon Lowe	D	Toronto, Midget
4/21	Syl Apps Jr.	C	Kingston, Midget

1965

at Montreal, April 27

ROUND OVERALL	NAME	POS.	TEAM, LEAGUE
1/1	Andre Veilleux	RW	Montreal, Jr. B
2/6	George Surmay	G	Winnipeg, MJHL
3/10	Michel Parizeau	LW	Montreal, Jr. B

1966

at Montreal, April 25

ROUND OVERALL	NAME	POS.	TEAM, LEAGUE
1/2	Brad Park	D	Toronto, OHA
2/8	Joy Johnston	C	Peterborough, OHA
3/14	Don Luce	C	Kitchener, OHA
4/20	Jack Egers	LW	Kitchener, Jr. B

1967

at Montreal, June 7

ROUND OVERALL	NAME	POS.	TEAM, LEAGUE
1/6	Robert Dickson	LW	Chatham, OHL
2/15	Brian Tosh	D	Smith Falls, Jr. A

1968

at Montreal, June 13

ROUND OVERALL	NAME	POS.	TEAM, LEAGUE
3/19	Bruce Buchanan	D	Weyburn, WHL

1969

at Montreal, June 12

ROUND OVERALL	NAME	POS.	TEAM, LEAGUE
1/8	Andre Dupont	D	Montreal, OHA
2/12	Pierre Jarry	C	Ottawa, OHA
3/23	Bert Wilson	LW	London, OHA
4/35	Kevin Morrison	RW	St. Jerome, QMJHL
5/47	Bruce Hellemond	D	Moose Jaw, WHL
6/59	Gordon Smith	D	Cornwall, QMJHL

1970

at Montreal, June 11

ROUND OVERALL	NAME	POS.	TEAM, LEAGUE
1/11	Normand Gratton	RW	Montreal, OHA
2/25	Mike Murphy	RW	Toronto, OHA
3/39	Wendell Bennett	RW	Weyburn, SJHL
4/53	Andre St. Pierre	D	Drummondville, QMJHL
5/67	Gary Coalter	RW	Hamilton, OHA
6/81	Duane Wylie	C	St. Catharines, OHA
7/94	Wayne Bell	G	Estevan, WHL
8/106	Pierre Brind'Amour	LW	Montreal, OHA

1971

at Montreal, June 10

ROUND OVERALL	NAME	POS.	TEAM, LEAGUE
1/10	Steve Vickers	LW	Toronto, OHA
1/13	Steve Durbano	D	Toronto, OHA
2/27	Tom Williams	D	Hamilton, OHA
3/41	Terry West	C	London, OHA
4/55	Jerry Butler	RW	Hamilton, OHA
5/69	Fraser Robertson	D	Lethbridge, AJHL
6/83	Wayne Wood	G	Montreal, OHA
7/96	Doug Keeler	C	Ottawa, OHA
7/97	Jean-Denis Royal	D	St. Jerome, QMJHL
9/109	Eugene Sobchuk	C	Regina, WHL
10/110	Jim Ivison	D	Brandon, WHL
11/111	Andre Peloffy	D	Brandon, QMJHL
12/112	Elston Evoy	C	Sault Ste. Marie, OHA
13/114	Gerald Lacompette	D	Sherbrooke, QMJHL
14/115	Wayne Forsey	LW	Swift Current, WHL
15/116	Bill Forest	D	Hamilton, OHA

1972

at Montreal, June 8

ROUND OVERALL	NAME	POS.	TEAM, LEAGUE
1/10	Al Blanchard	RW	Kitchener, OHA
1/15	Bob MacMillan	C	St. Catharines, OHA
2/21	Larry Sacharuk	D	Saskatoon, WHL
2/31	Rene Villemure	LW	Shawinigan, QMJHL
3/48	Gerry Teple	C	Cornwall, QMJHL
4/63	Doug Horbal	LW	Calgary, WHL
5/78	Marty Gateman	D	Hamilton, OHA
6/95	Ken Ireland	C	New Westminster, WHL
7/111	Jeff Hunt	RW	Winnipeg, WHL
8/127	Yvon Blais	LW	Cornwall, QMJHL
9/137	Pierre Archambault	D	St. Jerome, QMJHL

1973

at Montreal, May 15

ROUND OVERALL	NAME	POS.	TEAM, LEAGUE
1/4	Rick Middleton	RW	Oshawa, OHA
2/30	Pat Hickey	RW	Hamilton, OHA
3/46	John Campbell	LW	Sault Ste. Marie, OHA
4/62	Brian Monk	D	Calgary, WHL
5/73	Pierre Laganiere	RW	Sherbrooke, QMJHL
6/94	Dwayne Pentland	D	Brandon, WHL

1974

at Montreal, May 28

ROUND OVERALL	NAME	POS.	TEAM, LEAGUE
1/4	Dave Maloney	D	Kitchener, OHA
2/32	Ron Greshner	D	New Westminster, WHL
3/50	Jerry Holland	LW	Calgary, WHL
4/68	Boyd Anderson	RW	Medicine Hat, WHL
5/86	Dennis Dimstead	C	Univ. of Wisc., WCHA
6/104	Eddie Johnstone	RW	Medicine Hat, WHL
7/122	John Memryk	G	Winnipeg, WHL
8/139	Greg Holst	C	Kingston, OHA
9/156	Claude Arvaisais	C	Shawinigan, QMJHL
10/171	Ken Dodd	LW	New Westminster, WHL
11/186	Ralph Krentz	LW	Brandon, WHL
12/198	Larry Jacques	RW	Ottawa, OHA
13/208	Tom Gastle	LW	Peterborough, OHA
14/218	Eric Brubacher	C	Kingston, OHA
15/224	Russell Hall	RW	Winnipeg, WHL
16/227	Bill Kriski	G	Winnipeg, WHL
17/230	Kevin Treacy	RW	Cornwall, QMJHL
18/233	Ken Gassoff	C	Medicine Hat, WHL
19/236	Clifford Bast	D	Medicine Hat, WHL
20/239	Jim Mayer	RW	Mich. Tech. WCHA
21/241	Warren Miller	RW	Univ. of Minn., WCHA
22/243	Kevin Walker	D	Cornell University, ECAC
23/245	Jim Warner	RW	Minnesota, Midwest Jr.

1975

at Montreal, June 3

ROUND OVERALL	NAME	POS.	TEAM, LEAGUE
1/12	Wayne Dillon	C	Toronto, OHA
2/30	Doug Soetaert	G	Edmonton, WHL
3/48	Greg Hickey	LW	Hamilton, OHA
4/66	Bill Cheropita	G	St. Catharines, OHA
5/84	Larry Huras	D	Kitchener, OHA
6/102	Randy Koch	LW	Univ. of Vermont, ECAC
7/120	Claude Larose	LW	Sherbrooke, QMJHL
8/138	Bill Hamilton	RW	St. Catharines, OHA
9/154	Bud Stefanski	C	Oshawa, OHA
10/169	Dan Beaulieu	LW	Quebec, QMJHL
11/184	John McMorrow	C	Providence Coll., ECAC
12/195	Tom McNamara	G	Univ. of Vermont, ECAC
13/200	Steve Roberts	D	Providence Coll., ECAC
13/201	Paul Dionne	D	Princeton Univ., ECAC
14/205	Cecil Luckern	RW	U. of New Hamp., ECAC
15/209	John Corriveau	RW	U. of New Hamp., ECAC
16/212	Tom Funke	LW	Fargo, Midwest Jr.

1976

at Montreal, June 1

ROUND OVERALL	NAME	POS.	TEAM, LEAGUE
1/6	Don Murdoch	RW	Medicine Hat, WHL
2/24	Dave Farnish	D	Sudbury, OHA
3/42	Mike McEwen	D	Toronto, OHA
4/60	Claude Periard	LW	Trois Rivières, QMJHL
5/78	Doug Gaines	C	St. Catharines, OHA
6/96	Barry Scully	RW	Kingston, OHA
7/112	Remi Levesque	LW	Quebec, QMJHL

1977

at Montreal, June 14

ROUND OVERALL	NAME	POS.	TEAM, LEAGUE
1/8	Lucien DeBlois	RW	Sorel, QMJHL
1/13	Ron Duguay	C	Sudbury, OHA
2/26	Mike Keating	LW	St. Catharines, OHA
3/44	Steve Baker	G	Union College, (N)
4/62	Mario Marois	D	Quebec, QMJHL
5/80	Benoit Gosselin	LW	Trois Rivières, QMJHL
6/98	John Bethel	LW	Boston University, ECAC
7/116	Robert Sullivan	C	Chicoutimi, QMJHL
8/131	Lance Nethery	RW	Cornell University, ECAC
9/146	Alex Jeans	RW/C	Univ. of Toronto, OUAA
10/157	Peter Raps	LW	West. Mich. Univ., CCHA
11/164	Mike Brown	RW	West. Mich. Univ., CCHA
12/171	Mark Miller	LW	Univ. of Michigan, WCHA

ALL-TIME NHL ENTRY DRAFT SELECTIONS

1978

at Montreal, June 15

ROUND OVERALL	NAME	POS.	TEAM, LEAGUE
2/26	Don Maloney	LW	Kitchener, OHA
3/43	Ray Markham	C	Flin Flon, WHL
3/44	Dean Turner	D	Univ. of Michigan, WCHA
4/53	Andre Sirk	RW	Boston University, ECAC
4/60	Andre Dore	D	Quebec, OHL
5/76	Mike McDougal	RW	Port Huron, IHL
6/93	Tom Laidlaw	D	North, Mich Univ., CCHA
7/110	Dan Clark	D	Milwaukee, IHL
8/127	Oleg Kostenko	D	State Univ., CCHA
8/144	Mark McDavid	D	Sudbury, OHA
9/161	Brian Rodrigues	G	Yale University, ECAC
10/176	Steve Weeks	G	North, Mich. Univ., CCHA
11/192	Pierre Daigneault	LW	St. Laurent Coll., QUAA
12/206	Chris McLaughlin	D	Dartmouth Coll., ECAC
13/217	Todd Johnson	C	Boston University, ECAC
18/223	Dan McCarthy	C	Sudbury, OHA

1979

at Montreal, August 9

ROUND OVERALL	NAME	POS.	TEAM, LEAGUE
1/13	Doug Sulliman	LW	Kitchener, OHA
2/34	Ed Hospodar	D	Ottawa, OHA
4/76	Pat Conacher	C	Saskatoon, WHL
5/97	Ran Makuch	RW	Clarkson University, ECAC
6/118	Stan Adams	C	Niagara Falls, OHA

1980

at Montreal, June 11

ROUND OVERALL	NAME	POS.	TEAM, LEAGUE
1/14	Jim Malone	C	Toronto, OHA
2/35	Mike Allison	C	Sudbury, OHA
4/77	Kurt Kleinendorst	C	Providence Coll., ECAC
5/98	Scott Kleinendorst	D	Providence Coll., ECAC
6/119	Reijo Ruotsalainen	D	Karpat, Finland
7/140	Boj Scurfield	C	West. Mich. Univ., CCHA
8/161	Bart Wilson	D	Toronto, OHA
9/182	Chris Wray	RW	Boston College, ECAC
10/203	Anders Backstrom	D	Brynäs, Sweden

1981

at Montreal, June 10

ROUND OVERALL	NAME	POS.	TEAM, LEAGUE
1/9	James Patrick	D	Prince Albert, SJHL
2/30	Jan Erixon	RW	Skellefteå, Sweden
3/50	Peter Sundstrom	LW	Bjorkloven, Sweden
3/51	Mark Morrison	C	Victoria, WHL
4/72	John Vanbiesbrouck	G	Sault Ste. Marie, OHA
6/114	Eric Magnuson	C	RPI, ECAC
7/135	Mike Gutzel	D	Coleraine H.S., (MN)
8/156	Ari Lahtenmaki	RW	IFK Helsinki, Finland
9/177	Paul Reifemberger	RW/C	Anoka H.S., (MN)
10/198	Mario Proulx	G	Providence Coll., ECAC

1982

at Montreal, June 9

ROUND OVERALL	NAME	POS.	TEAM, LEAGUE
1/15	Chris Kontos	C	Toronto, OHL
2/36	Tomas Sandstrom	RW	Farjestads, Sweden
3/57	Corey Millen	C	Cloquet H.S., (MN)
4/78	Chris Jensen	C	Kelowna, BCJHL
6/120	Tony Granato	C	Northwood Prep, (NY)
7/141	Sergei Kapustin	LW	Central Red Army, USSR
8/160	Brian Glynn	C	Buffalo, NAJHL
8/162	Jan Karlsson	D	Kiruna, Sweden
9/183	Kelly Miller	C	Mich. St. Univ., CCHA
10/193	Simo Saarinen	D	IFK Helsinki, Finland
10/204	Bob Louw	C	Prince Albert, SJHL
11/225	Andy Otto	D	Northwood Prep, (NY)
12/246	Dwayne Robinson	D	U. of N. Hamp., HE

1983

at Montreal, June 8

ROUND OVERALL	NAME	POS.	TEAM, LEAGUE
1/12	Dave Gagner	C	Brantford, OHL
2/33	Randy Heath	LW	Portland, WHL
3/49	Vesa Salo	D	Lukko, Finland
3/53	Gordon Walker	LW	Portland, WHL
4/73	Peter Andersson	D	Ornskoldsvik, Sweden
5/93	Jim Andonoff	RW	Bellefonte, OHL
6/113	Bob Alexander	D	Rosemount H.S., (MN)
7/133	Steve Orth	C	St. Cloud Tech H.S., (MN)
8/153	Peter Marcov	LW	Welland, Ont. Jr. B
9/173	Paul Jerrard	D/RW	Notre Dame H.S., (Sask.)
11/213	Bryan Walker	D	Portland, WHL
12/233	Ulf Nilsson	G	Skellefteå, Sweden

1984

at Montreal, June 9

ROUND OVERALL	NAME	POS.	TEAM, LEAGUE
1/14	Terry Carkner	D	Peterborough, OHL
2/35	Raimo Helminen	C	Ives, Finland
4/77	Clark Donatelli	C	Roseau H.S., (MN)
5/98	Paul Broten	LW	Stratford, Ont. Jr. B
6/119	Kjell Samuelsson	D	Leksand, Sweden
7/140	Tom Hussey	LW	St. Andrew's H.S., (Ont.)
8/161	Brian Nelson	C	Wilmar H.S., (MN)
9/182	Ville Kentala	LW	IFK Helsinki, Finland
9/188	Heinz Ehlers	C	Leksand, Sweden
10/202	Kevin Miller	C	Redford, NAJHL
11/223	Tom Lorentz	C	Brady H.S., (MN)
12/243	Scott Brower	G	Lloydminster, SJHL

1985

at Toronto, June 15

ROUND OVERALL	NAME	POS.	TEAM, LEAGUE
1/7	Ulf Dahlen	C	Ostersund, Sweden
2/28	Mike Richter	G	Northwood Prep, (NY)
3/49	Sam Lindstahl	G	Soderatelj, Sweden
4/70	Pat Janostin	D	Notre Dame H.S., (Sask.)
5/91	Brad Stepan	LW	Hastings H.S., (MN)
6/112	Brian McReynolds	C	Orillia, OHL
7/133	Neil Pilon	D	Kamloops, WHL
8/154	Larry Bernard	LW	Seattle, WHL
9/175	Stephane Brochu	D	Quebec, OHL
10/196	Steve Nemeth	C	Lethbridge, WHL
11/217	Robert Burakovski	LW	Leksand, Sweden
12/238	Rudy Poeschek	D	Kamloops, WHL

1986

at Montreal, June 21

ROUND OVERALL	NAME	POS.	TEAM, LEAGUE
1/9	Brian Leetch	D	Avon Old Farms Prep, (CT)
3/51	Bret Walter	C	Univ. of Alberta, CWUAA
3/53	Shaun Clouston	Univ.	Univ. of Alberta, CWUAA
4/72	Mark Jantsen	RW	Regina, WHL
5/93	Jeff Bloemberg	D	North Bay, OHL
6/114	Darren Turcotte	C	North Bay, OHL
7/135	Robb Graham	RW	Guelph, OHL
8/156	Barry Chyzowski	C	St. Albert, AJHL
9/177	Pat Scanlon	LW/C	Cretin H.S., (MN)
10/198	Joe Ranger	D	London, OHL
11/219	Russell Parent	D	S. Winnipeg, MJHL
12/240	Soren True	LW	Skobakk, Denmark

1987

at Detroit, June 13

ROUND OVERALL	NAME	POS.	TEAM, LEAGUE
1/10	Jayson More	D	New Westminster, WHL
2/31	Daniel Lacroix	LW	Granby, OHL
3/46	Simon Gagne	RW	Laval, OHL
4/69	Michael Sullivan	C	Boston Univ., HE
5/94	Erik O'Borsky	C	Yale University, ECAC
6/115	Ludek Cajka	D	Dukla Jihlava, Czech.
7/136	Clint Thomas	D	RPI, ECAC
8/157	Chuck Wiegand	C	Essex Junction H.S., (VT)
9/178	Eric Burrill	RW	Tartan H.S., (MN)
10/199	David Porter	LW	North, Mich. U., WCHA
10/205	Bret Barnett	RW	Wexford, Ont. Jr. B
11/220	Lance Marciano	D	Choate Prep, (CT)

1988

at Montreal, June 11

ROUND OVERALL	NAME	POS.	TEAM, LEAGUE
2/22	Troy Mallette	C	Sault Ste. Marie, OHL
2/26	Murray Duval	D	Spokane, WHL
4/68	Tommy Amonte	RW	Thayer Academy, (MA)
5/99	Martin Bergeron	C	Drummondville, OHL
6/110	Dennis Vitl	D	Hamilton, OHL
7/131	Mike Rosati	G	Hamilton, OHL
8/152	Eric Couvrette	LW	St. Jean, OHL
9/173	Patrick Forrest	D	St. Cloud State, WCHA
10/194	Paul Cain	C	Corwall, OHL
10/202	Eric Fenton	C	N. Yarmouth Prep, (MA)
11/215	Peter Fiorentino	D	Sault Ste. Marie, OHL
12/236	Keith Sliester	RW	Choate Prep, (CT)

1989

at Minnesota, June 17

ROUND OVERALL	NAME	POS.	TEAM, LEAGUE
1/20	Steven Rice	RW	Kitchene, OHL
2/40	Jason Prosofsky	RW	Medicine Hat, WHL
3/45	Rob Zamuner	C	Guelph, OHL
3/49	Louie DeBrusk	LW	London, OHL
5/68	Jim Cummins	RW	Michigan State, CCHA
6/89	Aaron Miller	D	Niagara Senics, NAHL
6/119	Joby Messier	D	Michigan State, CCHA
7/139	Greg Leahy	C	Portland, WHL
8/160	Greg Spenrath	LW	Tri-City, WHL
9/181	Mark Bavis	C	Cushing Academy, (MA)
10/202	Roman Oksjuta	RW	Khimik Voskresensk, Russia
11/223	Steve Locke	LW	Niagara Falls, OHL
12/244	Ken MacDermid	LW	Hull, OHL

ALL-TIME NHL ENTRY DRAFT SELECTIONS

1990

at Vancouver, June 16

ROUND OVERALL	NAME	POS.	TEAM, LEAGUE
1/3	Michael Stewart	D	Michigan State, CCHA
2/34	Doug Weight	C	Lake Superior St., CCHA
3/55	John Vary	D	North Bay, OHL
4/69	Jeff Wielsen	RW	Grand Rapids H.S., (MN)
4/76	Rick Willis	RW	Bingree Prep., (MA)
5/85	Sergei Zubov	C	CSKA, Sov. Elite
5/99	Lubos Rob	C	BJD, Czech.
6/118	Jason Weinrich	D	Springfield H.S., (MA)
7/139	Bryan Lonsinger	D	Choate Prep., (CT)
8/160	Todd Hedlund	RW	Roseau H.S., (MN)
9/181	Andrew Silverman	D	Beverly H.S., (MA)
10/202	Jon Hillebrandt	G	Monona Grove H.S., (WI)
11/223	Brett Lievers	C	Wayzata H.S., (MN)
12/244	Sergei Nemchinov	C	Soviet Wings, Russia

1991

at Buffalo, June 9

ROUND OVERALL	NAME	POS.	TEAM, LEAGUE
1/5	Alexei Kovalev	LW	Dynamo Moscow, USSR
2/37	Darcy Werenska	D	Lethbridge, WHL
5/96	Corey Machanic	D	U. of Vermont, ECAC
6/125	Fredrik Jax	RW	Leksand, Swe. El.
6/128	Barry Young	D	Sudbury, OHL
7/147	John Ruschin	C	Kennedy, USS
8/169	Corey Hirsch	C	Kamloops, WHL
8/191	Vjateslav Uvaev	D	Spartak Moscow, USSR
10/213	Jamie Ram	G	Mich. Tech Univ., WCHA
11/235	Vitali Chinakov	C	Torpedo Jaroslavl, USSR
12/257	Brian Wiseman	C	Univ. of Michigan, CCHA

1992

at Montreal, June 20

ROUND OVERALL	NAME	POS.	TEAM, LEAGUE
1/24	Peter Ferraro	C/R	Waterloo, USJHL
2/49	Matias Norstrom	D/L	AIK, Swe. El.
3/72	Eric Gains	D	Detroit, OHL
4/85	Chris Ferraro	RW/R	Waterloo, USJHL
5/120	Dimitri Starostenko	RW/L	CSKA Moscow, CIS
6/144	Davide Dal Grande	D/L	Ottawa, Tier 2
7/168	Matt Oates	LW/L	Miami of Ohio, WCHA
8/192	Mickey Elick	D	Univ. of Wisc., WCHA
9/216	Dan Brierley	D/L	Choate Prep., (CT)
10/240	Vladimir Vorobiev	RW/L	Met. Cherepovets, CIS

1993

at Quebec, June 26

ROUND OVERALL	NAME	POS.	TEAM, LEAGUE
1/8	Niklas Sundstrom	C	Modo, Sweden El.
2/34	Lee Sorochan	D	Lethbridge, WHL
3/61	Maxim Galanov	D	Lada Togliatti, CIS
4/86	Sergei Oljimpjev	C	Dynamo Minsk, CIS
5/112	Gary Roach	D	Sault Ste. Marie, OHL
6/138	Dave Trofimenkoff	G	Lethbridge, WHL
7/162	Sergei Kondrashkin	RW	Cherepovets, CIS
7/164	Todd Marchant	C	Clarkson Univ., ECAC
8/190	Edy Campbell	D	Omaha Jr. A, Tier 2
9/216	Ken Shepard	D	Oshawa, OHL
10/242	Andrei Kudinov	C	Chelyabinsk, CIS
11/261	Pavel Komarov	D	Nizhni Novgorod, CIS
11/268	Maxim Smelintski	C	Chelyabinsk, CIS

1994

at Hartford, June 29-29

ROUND OVERALL	NAME	POS.	TEAM, LEAGUE
1/26	Dan Cloutier	G	Sault Ste. Marie, OHL
2/52	Rudolf Verick	LW	Slovan Bratislava, Slovakia
3/78	Adam Smith	D	Tacoma, WHL
4/100	Alexander Korobolin	D	Chelyabinsk, Russia
4/104	Sylvain Blouin	D	Laval, QMJHL
5/130	Martin Ethier	D	Beauport, QMJHL
6/135	Yuri Livinov	C	Krylja Sovetov, Russia
6/156	David Brosseau	C	Shawinigan, QMJHL
7/182	Alexei Lazarenko	W	CSKA, Rus. El.
8/208	Craig Anderson	D	Park Center H.S., (MN)
9/209	Vitali Yeremeyev	G	Ust-Kamenogorsk, Russia
9/234	Eric Bouthon	LW	Oshawa, OHL
10/260	Radoslav Kropac	RW	Slovan Bratislava, Slovakia
11/267	Jamie Butt	LW	Tacoma, WHL
11/286	Kim Johansson	D	Malmö, Sweden

1995

at Edmonton, July 8

ROUND OVERALL	NAME	POS.	TEAM, LEAGUE
2/39	Christian Dube	C	Sherbrooke, QMJHL
3/65	Mike Martin	D	Windsor, OHL
4/91	Marc Savard	C	Oshawa, OHL
5/110	Alexei Vasiliev	D	Yaroslavl, CIS
5/117	Dale Purinton	D	Tacoma, WHL
6/143	Peter Slamiar	RW	Zvolen, Jr., Slovakia
7/169	Jeff Heil	G	Wisconsin-River Falls, NCHA
8/195	Ilya Gorohov	D	Yaroslavl, CIS
9/221	Bob Maudie	C	Kamloops, WHL

1996

at St. Louis, June 22

ROUND OVERALL	NAME	POS.	TEAM, LEAGUE
1/22	Jeff Brown	D	Sarnia, OHL
2/48	Daniel Goneau	LW	Granby, QMJHL
3/76	Dmitri Subbotin	LW	CSKA, Rus.Elite
5/131	Colin Pepperal	LW	Niagara Falls, OHL
6/168	Ola Sandberg	D	Djurgarden, Sweden
7/185	Jeff Dessner	D	Taft, USJHL
8/211	Ryan McKie	D	London, OHL
9/237	Ronnie Sundin	D	Vastra F. Goteborg, Sweden

1997

at Pittsburgh, June 21

ROUND OVERALL	NAME	POS.	TEAM, LEAGUE
1/19	Stefan Cherneski	RW	Brandon, WHL
2/46	Wes Jarvis	D	Kitchener, OHL
3/73	Burke Henry	D	Brandon, WHL
4/93	Tommi Kalliarsson	D	HPK Jr., Finland
5/126	Jason McLean	G	Moose Jaw, WHL
5/134	Johan Lindbom	LW	HV 71, Sweden
6/136	Mike York	C	Michigan State, CCHA
6/154	Shawn Degagne	G	Kitchener, OHL
7/175	Johan Holmqvist	G	Brynäs Gavel, Sweden
7/182	Mike Mottau	D	Boston College, HE
8/210	Andrew Proskurnicki	LW	Sarnia, OHL
9/236	Richard Miller	D	Providence College, HE

1998

at Buffalo, June 27

ROUND OVERALL	NAME	POS.	TEAM, LEAGUE
1/7	Manny Malhotra	C	Guelph, OHL
2/40	Randy Copley	RW	Cape Breton, QMJHL
3/66	Jason LaBarbera	G	Tri Cities, WHL
4/114	Boyd Kane	LW	Regina, WHL
5/122	Patrick Leahy	RW	Miami University, CCHA
5/131	Tomas Kloucek	D	Slavia Praha Jr., Czech Republic
7/160	Stefan Lundqvist	RW	Brynäs Gavel, Sweden
8/207	Johan Wittehall	RW	Leksand, Sweden
9/235	Jan Mertzig	D	Lulea, Sweden

1999

at Boston, June 26

ROUND OVERALL	NAME	POS.	TEAM, LEAGUE
1/4	Pavel Brendl	RW	Calgary, WHL
1/9	Jamie Lundmark	C	Moose Jaw, WHL
2/59	David Inman	C	Notre Dame, CCHA
3/79	Johan Asplund	G	Brynäs Gavel, Sweden
3/90	Patrick Auferio	D	Boston Univ., HE
5/137	Garrett Bembridge	RW	Saskatoon, WHL
6/177	Jay Dardis	C	Proctor, USHS
7/197	Arto Laatikainen	D	Espoo, Finland
8/226	Evgeny Gusakov	LW	Togliatti, Russia
9/251	Petter Henning	RW	MoDo, Sweden
9/254	Alexei Bulatov	LW	Yekaterinburg, Russia

2000

at Calgary, June 24-25

ROUND OVERALL	NAME	POS.	TEAM, LEAGUE
2/64	Filip Novak	D	Regina, WHL
3/95	Dominic Moore	C	Harvard, ECAC
4/112	Premysl Duben	D	Jihlava, Slovakia
5/140	Nathan Martz	C	Chilliwack, BCJHL
5/143	Brandon Snee	G	Union College, ECAC
6/175	Sven Helftenstein	C/RW	Kloten Jr., Switzerland
7/205	Henrik Lundqvist	G	Frolunda, Sweden
8/238	Danny Eberly	D	RPI, ECAC
9/269	Martin Richter	D	SaPa, Finland

2001

at Florida, June 23-24

ROUND OVERALL	NAME	POS.	TEAM, LEAGUE
1/10	Dan Blackburn	G	Kootenay, WHL
2/40	Fedor Tyutin	D	St. Petersburg, Russia
3/79	Garth Murray	C	Regina, WHL
4/113	Bryce Lampman	D	Omaha, USHL
5/139	Shawn Collymore	RW	Quebec, QMJHL
6/176	Marek Zidicky	D	IFK, Finland
7/206	Petr Preucil	C	Quebec, QMJHL
7/226	Pontus Petterstrom	F	Tingryd, Sweden Jr.
8/230	Leonid Zhvachkin	D	Podolsk, Jr., Russia
8/238	Ryan Hollweg	C	Medicine Hat, WHL
9/269	Juris Stals	C	Lukko, Finland

2002

at Toronto, June 23-23

ROUND OVERALL	NAME	POS.	TEAM, LEAGUE
2/33	Lee Falardeau	RW	Michigan State, CCHA
3/81	Marcus Jonasen	LW	Vasteras, Sweden
4/127	Nathan Guenin	D	Green Bay, USHL
5/143	Mike Walsh	LW	Compuware, MAHL
6/177	Jake Taylor	D	Green Bay, USHL
6/194	Kim Hirschovits	C	IFK Helsinki, Finland
7/226	Joseph Crabb	RW	Green Bay, USHL
8/240	Petr Prucha	RW	Pardubice, Czech Republic
9/270	Rob Flynn	RW	Harvard, ECAC

ALL-TIME NHL ENTRY DRAFT SELECTIONS

2003

at Nashville, June 21-22

ROUND OVERALL	NAME	POS.	TEAM, LEAGUE
1/12	Hugh Jessiman	RW	Dartmouth, ECAC
2/50	Ivan Baranka	D	Dubnica, Slovakia
3/75	Ken Roche	C	St. Sebastian's Prep
4/122	Corey Potter	D	Michigan State, CCHA
5/149	Nigel Dawes	LW	Kootenay, WHL
6/178	Ivan Domic	C	Bratislava, Slovakia
6/179	Philippe Furrer	D	Bern, Switzerland
6/180	Chris Holt	G	United States Juniors
7/209	Dylan Reese	D	Pittsburgh, NAHL
8/243	Jan Marek	F	Trinec, Czech Republic

2004

at Carolina, June 26-27

ROUND OVERALL	NAME	POS.	TEAM, LEAGUE
1/6	Alvaro Montoya	G	Univ. of Michigan, CCHA
1/19	Lauri Korpikoski	LW	TPS Tuku, Finland Jr.
2/36	Darin Oliver	C	Northern Michigan, CCHA
2/48	Dane Byers	LW	Prince Albert, WHL
2/51	Bruce Graham	C	Moncton, QMJHL
2/60	Brandon Dubinsky	C	Portland, WHL
3/73	Zdenek Bahensky	RW	Litvinov, Czech, Jr.
3/80	Billy Ryan	C	Cushing Academy, USHS
4/127	Ryan Callahan	RW	Guelph, OHL
5/135	Roman Psurny	LW	Zlin, Czech Republic, Jr.
6/169	Jorem Froese	LW	Calgary, WHL
8/247	Jonathan Painment	D	Lewiston, QMJHL
9/266	Jakub Petruzalek	RW	Litvinov, Czech Republic

2005

at Ottawa, July 30

ROUND OVERALL	NAME	POS.	TEAM, LEAGUE
1/12	Marc Staal	D	Sudbury, OHL
2/40	Michael Sauer	D	Portland, WHL
2/56	Marc-Andre Cliche	RW	Lewiston, QMJHL
3/66	Brodie Dupont	C	Calgary, WHL
3/77	Dalyn Flatt	C	Saskatoon, WHL
4/107	Tom Pyatt	C	Saginaw, OHL
5/147	Trevor Koverko	D	Owen Sound, OHL
6/178	Greg Beller	LW	Lake of the Woods, USHS
7/211	Ryan Russell	C	Kootenay, WHL

2006

at Vancouver, June 24

ROUND OVERALL	NAME	POS.	TEAM, LEAGUE
1/21	Bobby Sanguinetti	D	Owen Sound, OHL
2/54	Artem Anisimov	C	Yaroslavl-2, Russia
3/84	Ryan Hillier	LW	Halifax, QMJHL
4/104	David Kveton	RW	Vsetin, Czech Republic
5/137	Tomas Zaborsky	F	Trencin, Slovakia Jr.
6/174	Eric Hunter	LW	Prince George, WHL
7/204	Lukas Zeliska	C	Trinec, Czech Republic

2007

at Columbus, June 22-23

ROUND OVERALL	NAME	POS.	TEAM, LEAGUE
1/17	Alexei Cherepanov	RW	Omsk, Russia
2/48	Antoine Lafleur	G	PEI, QMJHL
5/138	Max Campbell	C	Strathroy, OJHL-B
6/168	Carl Hagelin	LW	Soderatje, Sweden Jr.
7/193	David Skokan	C	Rimouski, QMJHL
7/198	Danny Hobbs	RW	Ohio, USHL

2008

at Ottawa, June 20-21

ROUND OVERALL	NAME	POS.	TEAM, LEAGUE
1/20	Michael Del Zotto	D	Oshawa, OHL
2/51	Derek Stepan	C	Shattuck-St. Mary's, H.S.-MN
3/75	Evgeny Grachev	C	Yaroslavl-2, Russia
3/90	Tomas Kundratek	D	Trinec, Czech Republic
4/111	Dale Weise	RW	Swift Current, WHL
5/141	Chris Doyle	C	P.E.I., QMJHL
6/171	Mitch Gaulton	D	Orie, OHL

2009

at Montreal, June 26-27

ROUND OVERALL	NAME	POS.	TEAM, LEAGUE
1/19	Chris Kreider	F	Phillips Andover, HS-MA
2/47	Ethan Warek	F	Kingston, OHL
3/80	Ryan Bourque	F	USA U-18, USDP
5/127	Roman Horak	F	HC Ceske Budejovice, CZE-JR
5/140	Scott Stajcer	G	Owen Sound, OHL
6/170	Daniel Maggio	D	Sudbury, OHL
7/200	Mikhail Pashnin	D	Mechel, RUS-2

2010

at Los Angeles, June 26-26

ROUND OVERALL	NAME	POS.	TEAM, LEAGUE
1/10	Dylan McLlraith	D	Moose Jaw, OHL
2/40	Christian Thomas	RW	Oshawa, OHL
4/100	Andrew Yogan	F	Erie, OHL
5/130	Jason Wilson	LW	Owen Sound, OHL
6/157	Jesper Fast	RW	HV 71 Jr., SWE-JR
7/190	Randy McNaught	RW	Saskatoon, WHL

2011

at St. Paul, June 24-25

ROUND OVERALL	NAME	POS.	TEAM, LEAGUE
1/15	J.T. Miller	C	USA U-18, USHL
3/72	Steven Fogarty	C	Edina High, HIGH-MN
4/106	Michael St. Croix	C	Edmonton, WHL
5/134	Shane McColligan	RW	Kelowna, WHL
5/136	Samuel Moreau	D	Baie Comeau, QMJHL
6/172	Peter Ceresnak	D	Trencin Jr., Slovakia-Jr.

2012

at Pittsburgh, June 22-23

ROUND OVERALL	NAME	POS.	TEAM, LEAGUE
1/28	Brady Skjei	D	USA U-18, USHL
2/59	Boo Nieves	C	Kent School, HIGH-CT
4/119	Calle Andersson	D	Farjestad Jr., SWE-JR
5/142	Thomas Spelling	RW	Herning, Denmark

2013

at Newark, June 30

ROUND OVERALL	NAME	POS.	TEAM, LEAGUE
3/65	Adam Tambellini	C	Surrey, BCHL
3/75	Pavel Buchnevich	LW	Cheropovets, RUS-JR
3/80	Anthony Duclair	LW	Quebec, QMJHL
4/110	Ryan Graves	D	P.E.I., QMJHL
6/170	Mackenzie Skapski	G	Kootenay, WHL

2014

at Philadelphia, June 27-28

ROUND OVERALL	NAME	POS.	TEAM, LEAGUE
2/59	Brandon Halverson	G	Sault Ste. Marie, OHL
3/85	Keegan Iverson	RW	Portland, WHL
4/104	Ryan Mantha	D	Indiana, USHL
4/118	Igor Shesterkin	G	MHK Spartak, Russia-Jr.
5/122	Richard Nejezchleb	LW	Brandon, WHL
5/140	Daniel Walcott	D	Blainville-Boisbriand, QMJHL
5/142	Tyler Name	D	Edina High, HIGH-MN

2015

at Florida, June 26-27

ROUND OVERALL	NAME	POS.	TEAM, LEAGUE
2/41	Ryan Groppe	LW	Seattle, WHL
3/62	Robin Kovacs	RW	AIK, Allsvenskan
3/79	Sergey Zborovskiy	D	Regina, WHL
3/89	Aleks Saarela	C	Assat, Liiga
4/113	Brad Morrison	C	Prince George, WHL
4/119	Daniel Bernhardt	RW	Djurgarden Jr., SuperElit
7/184	Adam Huska	G	Green Bay, USHL

2016

at Buffalo, June 24-25

ROUND OVERALL	NAME	POS.	TEAM, LEAGUE
3/81	Sean Day	D	Mississauga, OHL
4/98	Tarmo Reunanen	D	TPS U20, Jr. Liiga
5/141	Tim Gettinger	LW	Sault Ste. Marie, OHL
6/171	Gabriel Fontaine	C	Rouyn-Noranda, QMJHL
6/174	Tyler Wall	G	Leamington, GJHL
7/201	Ty Romning	RW	Vancouver, WHL

ALL-TIME PLAYER REGISTER

NO.	NAME & POSITION	YEARS PLAYED	REGULAR SEASON					PLAYOFFS				
			GP	G	A	PTS	PIM	GP	G	A	PTS	PIM
4	Clarence "Taffy" Abel (D)	1926-27–1928-29	110	10	6	16	147	16	1	1	2	30
19	Doug Adam (LW)	1949-50	4	0	1	1	0	—	—	—	—	—
17	Lloyd Ailsby (D)	1951-52	3	0	0	0	2	—	—	—	—	—
15	Clint Albright (C)	1948-49	59	14	5	19	19	—	—	—	—	—
37	Conor Allen (D)	2013-14–2014-15	7	0	0	0	4	—	—	—	—	—
(Signed as a free agent on 3/29/13. Left via free agency.)												
17	George Allen (D)	1938-39	19	6	6	12	10	19	6	6	12	10
14	Mike Allison (LW)	1980-82–1982-86	266	63	102	165	297	53	4	12	16	92
18	Bill Allum (D)	1940-41	1	0	1	1	0	—	—	—	—	—
33, 31	Tony Amonte (RW)	1991-92–1993-94	234	84	99	183	135	15	3	8	11	4
(Selected in the 4th round, 68th overall, in the 1988 Entry Draft. Traded to Chicago with Matt Oates on 3/21/94 for Brian Noonan and Stephane Matteau.)												
36	Glenn Anderson (RW)	1993-94	12	4	2	6	12	23	3	3	6	42
(Acquired from Toronto with Scott Malone and a 1994 4th round draft choice (Alexander Koroblin) on 3/21/94 for Mike Gartner. Signed as a free agent by St. Louis on 2/4/95.)												
24	Kent-Erik Anderson (RW)	1982-84	134	13	35	48	22	14	0	1	1	4
5	Peter Andersson (D)	1992-93–1993-94	39	5	12	17	20	—	—	—	—	—
(Selected in the 5th round, 73rd overall, in the 1983 Entry Draft. Traded to Florida on 3/21/94 for their 1994 9th round draft choice (Vitali Yermeyev).)												
25	Steve Andrasick (RW)	1971-72	—	—	—	—	—	1	0	0	0	0
18	Paul Andrea (RW)	1965-66	4	1	1	2	0	4	1	1	2	0
17	Lou Angotti (C)	1964-65–1965-66	91	11	10	21	22	—	—	—	—	—
42	Artem Anisimov (C)	2008-09–2011-12	244	46	62	108	86	26	4	7	11	4
(Selected in the 2nd round, 54th overall, in the 2006 Entry Draft. Traded to Columbus on 7/23/12 with Brandon Dubinsky, Tim Erixon, and a 1st round draft choice in exchange for Rick Nash, Steven Delisle, and a conditional 3rd round draft choice.)												
20	Hub Anslow (LW)	1947-48	2	0	0	0	0	—	—	—	—	—
80	Nik Antropov (RW)	2008-09	18	7	6	13	6	7	2	1	3	6
(Acquired from Toronto on 3/4/09 for 2009 2nd round pick. Left via free agency.)												
6	Syl Apps, Jr. (C)	1970-71	31	1	2	3	11	—	—	—	—	—
10	Dave Archibald (C)	1989-90	19	2	3	5	6	—	—	—	—	—
(Acquired from Minnesota on 11/1/89 for Jayson More. Traded to Ottawa on 11/6/92 for a 1993 5th round draft choice (Frederick Beaubien).)												
18, 37	Derek Armstrong (C)	1998-99–2000-01	7	0	0	0	0	—	—	—	—	—
(Signed as a free agent on 7/20/98. Left via free agency.)												
17, 21	Arron Asham (RW)	2012-13–2013-14	33	2	0	2	64	10	2	0	2	6
(Signed as a free agent on 7/11/12. Left via free agency.)												
16	Oscar Asmundson (C)	1932-33–1933-34	94	7	16	23	28	9	0	2	2	4
9	Walt Atanas (RW)	1944-45	49	13	8	21	40	—	—	—	—	—
24	Ron Attwell (C)	1967-68	4	0	0	0	2	—	—	—	—	—
10	Ossie Aubuchon (LW)	1943-44	38	16	12	28	4	—	—	—	—	—
16	Sean Avery (LW)	2006-07–2011-12	264	45	78	123	601	28	5	10	15	69
(Acquired from Los Angeles on 2/5/07 with John Seymour for Jason Ward, Jan Marek and Marc-Andre Cliche. Left via free agency. Claimed off re-entry waivers from Dallas on 3/3/09. Retired.)												
6	Don Awrey (D)	1977-78	78	2	8	10	38	3	0	0	0	6
2	Vern Ayres (D)	1935-36	28	0	4	4	38	—	—	—	—	—
15	Pete Babando (LW)	1952-53	29	4	4	8	4	—	—	—	—	—
55	Christian Backman (D)	2007-08	18	2	6	8	20	8	0	0	0	12
(Acquired from St. Louis on 2/26/08 for a 2008 4th round draft choice. Traded to Columbus on 7/2/08 with Fedor Tyutin for Nikolai Zherdev and Dan Fritzsche.)												
21	Mike Backman (RW)	1981-82–1983-84	18	1	6	7	18	10	2	2	4	2
6	Bill Baker (D)	1982-83	70	4	14	18	64	2	0	0	0	0
20	Jozef Balej (RW)	2003-04	13	1	4	5	4	—	—	—	—	—
(Acquired from Montreal on 3/2/04, along with a 2004 2nd round draft choice (Bruce Graham), in exchange for Alex Kovalev. Traded to Vancouver on 10/8/05, along with a 2006 5th round draft choice for Fedor Fedorov.)												
11, 22, 8, 17	Dave Balon (LW)	1959-60–1962-63; 1968-69–1971-72	361	99	113	212	284	29	5	6	11	38
25	Jeff Bandura (D)	1980-81	2	0	1	1	0	—	—	—	—	—
39	Drew Bannister (D)	2000-01	3	0	0	0	0	—	—	—	—	—
(Signed as a free agent on 10/3/99. Left via free agency.)												
21	Ivan Baranka (D)	2007-08	1	0	1	1	0	—	—	—	—	—
(Selected in the 2nd round, 50th overall, in the 2003 Entry Draft.)												
36	Matthew Barnaby (RW)	2001-02–2003-04	196	34	55	89	406	—	—	—	—	—
(Acquired from Tampa Bay on 12/12/01 for Zdeno Ciger. Traded to Colorado on 3/8/04, along with a 2004 3rd round draft choice (Denis Parshin), for David Littton. Chris McAllister and a 2004 2nd round draft choice (David Shantz.)												
11	Dave Barr (C)	1983-84	6	0	0	0	2	—	—	—	—	—
22, 14	Jimmy Bartlett (LW)	1955-56;	—	—	—	—	—	—	—	—	—	—
17		1958-59–1959-60	126	19	14	33	174	—	—	—	—	—
16	Cliff Barton (RW)	1939-40	3	0	0	0	0	—	—	—	—	—
12, 10, 9, 16	Andy Bathgate (RW)	1952-53–1963-64	719	272	457	729	444	22	9	7	16	19
21	Frank Bathgate (C)	1952-53	2	0	0	0	2	—	—	—	—	—
16	Frank Beaton (LW)	1978-79–1979-80	25	1	1	2	43	—	—	—	—	—
5, 3	Barry Beck (D)	1979-80–1985-86	415	66	173	239	775	49	10	22	32	77
23	John Bednarski (D)	1974-75–1976-77	99	2	18	20	114	1	0	0	0	17
19	Danny Belisle (RW)	1960-61	4	2	0	2	0	—	—	—	—	—
39	Brendan Bell (D)	2011-12	1	0	0	0	0	—	—	—	—	—
(Signed as a free agent on 8/9/11. Left via free agency.)												
29	Bruce Bell (D)	1987-88	13	1	2	3	8	—	—	—	—	—
2	Harry Bell (D)	1946-47	1	0	1	1	0	—	—	—	—	—
20, 5	Joe Bell (LW)	1942-43; 1946-47	62	8	9	17	18	—	—	—	—	—
15	Lin Bend (C)	1942-43	8	3	1	4	2	—	—	—	—	—
20	Curt Bennett (C)	1972-73	16	0	1	1	11	—	—	—	—	—

ALL-TIME PLAYER REGISTER

NO.	NAME & POSITION	YEARS PLAYED	REGULAR SEASON					PLAYOFFS				
			GP	G	A	PTS	PIM	GP	G	A	PTS	PIM
17, 27	Rick Bennett (LW) (Acquired from Minnesota with Brian Lawton and Igor Liba on 10/11/88 for Mark Tinordi, Paul Jerrard, Mike Sullivan, Brett Barnett and Los Angeles' 1989 3rd round draft choice (Murray Garbutt.) Signed as a free agent by Hartford in August 1993.)	1989-90—1991-92	15	1	1	2	13	—	—	—	—	—
14	Doug Bentley (LW)	1953-54	20	2	10	12	2	—	—	—	—	—
22, 10	Max Bentley (C)	1953-54	57	14	18	32	15	—	—	—	—	—
34	Bryan Berard (D) (Signed as a free agent on 10/4/01. Left via free agency.)	2001-02	82	2	21	23	60	—	—	—	—	—
24	Gordon "Red" Berenson (C)	1966-67—1967-68	49	2	6	8	4	4	0	1	1	2
18	Bill Berg (LW) (Acquired from Toronto with Sergio Momesso on 2/29/96 for Wayne Presley and Nick Kypros. Traded to Ottawa on 11/27/98 with a 1999 2nd round draft choice (Jordan Leopold) for Stan Neckar.)	1995-96—1997-98	152	11	16	27	119	13	1	0	1	2
19, 15	Blair Betts (C) (Acquired from Calgary on 3/6/04 with Jamie McLennan and Greg Moore for Chris Simon and a 2004 7th round draft choice (Matt Schneider.) Left via Free Agency.)	2005-06—2008-09	304	25	15	40	84	28	1	1	2	8
23	Jeff Beukeboom (D) (Acquired from Edmonton on 11/12/91 for David Shaw as future considerations of the Mark Messier trade on 10/4/91. Retired following the 1998-99 season.)	1991-92—1998-99	520	18	72	90	1157	70	2	13	15	147
25	Nick Beverley (D)	1974-75—1976-77	126	4	23	27	67	—	—	—	—	—
41	Stu Bickel (D) (Acquired from Anaheim on 11/23/10 for Nigel Williams. Left via free agency.)	2011-12—2012-13	67	0	9	9	157	18	0	0	0	16
6	Bob Blackburn (C)	1968-69	11	0	0	0	0	—	—	—	—	—
23	Don Blackburn (LW)	1969-70—1970-71	4	0	0	0	0	1	0	0	0	0
18	Mike Blaisdell (RW)	1983-84—1984-85	48	6	6	12	42	—	—	—	—	—
38	Jeff Bloemberg (D) (Selected in the 5th round, 93rd overall, in the 1986 Entry Draft. Selected by Tampa Bay on 6/18/92 in the NHL Expansion Draft.)	1988-89—1991-92	43	3	6	9	25	7	0	3	3	5
32, 38,	Sylvain Blouin (LW) (Selected in the 5th round, 104th overall, in the 1994 Entry Draft. Traded to Montreal on 6/30/98 with a 1999 6th round draft choice (Erik Lesterstrom) for Peter Popovic.)	1996-97—1997-98	7	0	0	0	23	—	—	—	—	—
30	Derek Boogaard (LW) (Signed as a free agent on 7/11/10.)	2010-11	22	1	1	2	45	—	—	—	—	—
6, 3	Tim Bothwell (D)	1978-79—1981-82	62	4	10	14	32	9	0	0	0	8
21	Dick Bouchard (RW)	1954-55	1	0	0	0	0	—	—	—	—	—
39	Joel Bouchard (D) (Signed as a free agent on 8/7/02. Traded to Pittsburgh on 2/10/03 with Rico Fata, Richard Lintner, Mikael Samuelsson for Alex Kovalev, Dan LaCouture, Janne Laukkanen and Mike Wilson. Claimed in the NHL Waiver Draft from Buffalo on 10/3/03. Left via free agency.)	2002-03; 2003-04	55	6	14	20	24	—	—	—	—	—
17, 7	Frank Boucher (C) (Selected in the 3rd round, 80th overall, in the 2009 Entry Draft. Traded to Washington on 2/28/16 for Chris Brown.)	1926-27—1937-38; 1943-44	533	152	261	413	114	52	16	18	34	12
2, 12	Leo Bourgeault (D)	1926-27—1930-31	155	17	11	28	219	20	1	1	2	18
29	Phil Bourque (LW) (Signed as a free agent on 8/31/92 from Pittsburgh. Traded to Ottawa on 3/21/94 for future considerations.)	1992-93—1993-94	71	6	15	21	47	—	—	—	—	—
25	Ryan Bourque (LW)	2014-15	1	0	0	0	0	—	—	—	—	—
27	Paul Boutilier (D)	1987-88	4	0	1	1	6	—	—	—	—	—
15, 2	Jack Bowness (D) (Signed as a free agent on 7/11/09. Traded to Atlanta on 8/21/09 with Patrick Rissmiller for Todd White.)	1958-59—1959-60; 1961-62	76	3	7	10	58	—	—	—	—	—
8	William Boyd (RW)	1926-27—1928-29	95	8	1	9	56	9	0	0	0	2
22	Brian Boyle (C) (Acquired from Los Angeles on 5/27/09 for a 2010 round selection in the 2010 Entry Draft (Jordan Weal). Left via free agency.)	2009-10—2013-14	355	44	46	90	265	58	9	10	19	42
22	Dan Boyle (D) (Signed as a free agent on 7/11/14. Left via free agency.)	2014-15—2015-16	139	19	25	44	50	23	3	8	11	2
87	Donald Brashear (LW) (Signed as a free agent on 7/11/09. Traded to Atlanta on 8/21/09 with Patrick Rissmiller for Todd White.)	2009-10	36	0	1	1	73	—	—	—	—	—
16	Derick Brassard (C) (Acquired from Columbus on 4/3/13 with Derek Dorsett, John Moore, and a 6th round pick in the 2014 Entry Draft (later traded) for Marian Gaborik, Steven Delisle, and Blake Parlett. Traded to Ottawa on 7/18/16 with a 2018 7th round choice for Mika Zibanejad and a 2018 2nd round choice.)	2012-13—2015-16	254	69	105	174	110	59	18	26	44	30
15	Doug Brennan (D)	1931-32—1933-34	123	9	7	16	152	16	1	0	1	21
12	Rich Brennan (D) (Acquired from San Jose on 3/24/98 for Jason Muzzatti. Left via agency.)	1998-99	24	1	3	4	23	—	—	—	—	—
8	John Brennehan (LW)	1964-65—1965-66	33	3	3	6	20	—	—	—	—	—
32	Stephane Brochu (D)	1988-89	1	0	0	0	0	—	—	—	—	—
13	Bob Brooke (C)	1983-84—1986-87	175	35	36	71	214	24	6	9	15	43
37	Paul Broten (RW) (Selected in the 4th round, 77th overall, in the 1984 Entry Draft. Selected by Dallas on 10/2/93 in the NHL Waiver Draft.)	1989-90—1992-93	194	27	33	60	194	24	2	3	5	14
4	Arnie Brown (D) (Acquired from Chicago with Michal Grosseck on 10/5/00 for future considerations. Left via free agency.)	1964-65—1970-71	460	33	98	131	545	29	0	7	7	23
4	Brad Brown (D)	2000-01	48	1	3	4	107	—	—	—	—	—
16	Harold Brown (RW)	1945-46	13	2	1	3	2	—	—	—	—	—
4, 21	Larry Brown (D)	1969-70—1970-71	46	1	4	5	18	11	0	1	1	0
14	Stanley Brown (LW)	1926-27	24	6	2	8	14	2	0	0	0	0
17, 24	Jeff Brubaker (LW)	1987-88	31	2	0	2	78	—	—	—	—	—
12	Glenn Brydson (RW)	1935-36	30	4	12	16	9	—	—	—	—	—
19	Bucky Buchanan (C)	1948-49	2	0	0	0	0	—	—	—	—	—
4	Hy Buller (D)	1951-52—1953-54	179	22	55	77	209	—	—	—	—	—
9	Pavel Bure (RW) (Acquired from Florida with a 2002 second round draft choice (Lee Falardeau) on 3/18/02 for Igor Ulanov, Filip Novak, 2002 1st (later traded) to Calgary - Eric Nystrom) and 2nd (Rob Globlek) round draft choices and 2003 4th round draft choice (Guillaume Desbiens.) Declared medically unable to play on 9/11/03.)	2001-02—2002-03	51	31	19	50	22	—	—	—	—	—
14	Kelly Burnett (C)	1952-53	3	1	0	1	0	—	—	—	—	—
24, 27	Gary Burns (LW)	1980-81—1981-82	11	2	2	4	18	5	0	0	0	6
15	Norman Burns (C)	1941-42	11	0	4	4	2	—	—	—	—	—
17, 20	Jerry Butler (RW)	1972-73—1974-75	112	24	26	50	130	15	1	2	3	41

ALL-TIME PLAYER REGISTER

NO.	NAME & POSITION	YEARS PLAYED	REGULAR SEASON					PLAYOFFS				
			GP	G	A	PTS	PIM	GP	G	A	PTS	PIM
54, 36	Dane Byers (LW)	2007-08; 2009-10	6	1	0	1	31	—	—	—	—	—
(Selected in the 2nd round, 48th overall, in the 2004 Entry Draft. Traded to Columbus for Chad Kolarik on 11/11/10.)												
15	Jerry Byers (LW)	1977-78	7	2	1	3	0	—	—	—	—	
5, 2	Larry Cahan (D)	1966-67—1968-69;										
		1961-62—1964-65	303	19	39	58	337	14	0	0	0	
29	Eric Cairns (D)	1996-97—1997-98	79	0	4	4	239	3	0	0	0	
(Selected in the 3rd round, 72nd overall, in the 1992 Entry Draft. Claimed off waivers by the Islanders on 12/22/96.)												
43, 24	Ryan Callahan (RW)	2006-07 — 2013-14	450	132	122	254	268	59	14	10	24	
(Selected in the 4th round, 127th overall, in the 2004 Entry Draft. Traded to Tampa Bay on 3/5/14 with a 1st round pick in the 2014 Entry Draft (later traded), and a 1st round pick in the 2015 Entry Draft for Martin St. Louis.)												
14	Patsy Callighen (D)	1927-28	36	0	0	0	32	9	0	0	0	
14	Scotty Cameron (C)	1942-43	35	8	11	19	0	—	—	—	—	
13	Daniel Carcillo (LW)	2013-14	31	3	0	3	43	8	2	0	2	
(Acquired from Los Angeles on 1/4/14 for a 7th round pick in the 2014 Entry Draft (Spencer Watson). Left via free agency.)												
38	Terry Carkner (D)	1986-87	52	2	13	15	120	1	0	0	0	
11	Bob Carpenter (C)	1986-87	28	2	8	10	20	—	—	—	—	
9, 20	Gene Carr (C)	1971-72—1973-74	138	18	23	41	90	17	1	4	5	
14	Lorne Carr (RW)	1933-34	14	0	0	0	0	—	—	—	—	
11	Gene Carrigan (C)	1930-31	33	2	0	2	13	—	—	—	—	
18	Bill Carse (C)	1938-39	1	0	1	1	0	6	1	1	2	
	Gerald Carson (C)	1928-29	14	0	0	0	5	5	0	0	0	
22	Anson Carter (RW)	2002-03—2003-04	54	11	11	22	20	—	—	—	—	
(Acquired from Edmonton on 3/11/03 with Ales Pisa for Radek Dvorak and Cory Cross. Traded to Washington on 1/23/04 for Jaromir Jagr.)												
26	Jay Caulfield (RW)	1986-87	13	2	1	3	45	3	0	0	0	
	Chick Chalmers (C)	1953-54	1	0	0	0	0	—	—	—	—	
36	Todd Charlesworth (D)	1989-90	7	0	0	0	6	—	—	—	—	
(Acquired from Edmonton on 1/18/90 for future considerations. Left via free agency.)												
11	Rick Chartraw (D)	1982-83—1983-84	30	2	2	4	41	9	0	2	2	
26, 40	Erik Christensen (C)	2009-10—2011-12	132	20	38	58	44	5	1	0	1	
(Claimed off waivers from the Anaheim Ducks on 12/02/2009. Traded to Minnesota on 2/3/12 with a 2013 conditional 7th round draft choice for Casey Wellman.)												
6	Bob Chrystal (D)	1953-54—1954-55	132	11	14	25	112	—	—	—	—	
22	Shane Churla (LW)	1995-96—1996-97	55	0	1	1	132	26	2	2	4	
(Acquired from Los Angeles on 3/14/96 with Marty McSorley and Jari Kurri for Ray Ferraro, Mattias Norstrom, Ian Laperriere, Nathan LaFayette and a 1997 4th round choice (Sean Blanchard). Retired following the 1997-98 season.)												
15	Hank Ciesla (C)	1957-58—1958-59	129	8	20	28	37	6	0	2	2	
18	Zdeno Ciger (LW)	2001-02	29	6	7	13	16	—	—	—	—	
(Signed as a free agent on 7/17/01. Traded to Tampa Bay on 12/12/01 for Matthew Barnaby.)												
18, 6	Joe Cirella (D)	1990-91—1992-93	141	7	18	25	258	19	0	6	6	
(Acquired from Quebec on 1/17/91 for Aaron Miller and a 1991 5th round draft choice (Bill Lindsay). Selected by Florida on 6/24/93 in the NHL Expansion Draft.)												
32	Dan Clark (D)	1978-79	4	0	1	1	6	—	—	—	—	
6	Bruce Cline (RW)	1956-57	30	2	3	5	10	—	—	—	—	
29	Ryane Clowe (LW)	2012-13	12	3	5	8	14	2	0	1	1	
(Acquired from San Jose on 4/2/13 in exchange for a 2nd round pick in 2013, a 3rd round pick in 2013 (originally Florida's) and a conditional pick in 2014. Left via free agency.)												
15	Bill Collins (RW)	1975-76	50	4	4	8	38	—	—	—	—	
5, 16	Mac Colville (RW)	1935-36—1941-42;										
		1945-46—1946-47	353	71	104	175	132	40	9	10	14	
6	Neil Colville (C)	1935-36—1941-42;										
		1944-45—1948-49	464	99	166	265	213	46	7	19	26	
16	Les Colwill (RW)	1958-59	69	7	6	13	16	—	—	—	—	
6, 16	Charles Conacher, Jr. (LW)	1954-55—1955-56	93	21	18	39	22	—	—	—	—	
15, 5	Jim Conacher (C)	1951-52—1952-53	33	2	5	7	4	16	1	1	2	
28	Pat Conacher (C)	1979-80; 1982-83	22	0	6	6	8	3	0	1	1	
15	Bert Connelly (LW)	1934-35—1935-36	72	12	13	25	33	4	1	0	1	
20	Cam Connor (RW)	1979-80—1982-83	28	1	6	7	81	12	4	0	4	
5	Bill Cook (RW)	1926-27—1936-37	474	229	138	367	386	46	13	12	25	
6	Fred "Bun" Cook (LW)	1926-27—1935-36	433	154	139	293	419	46	15	3	18	
10	Hal Cooper (RW)	1944-45	8	0	0	0	2	—	—	—	—	
11, 12	Joe Cooper (D)	1935-36—1937-38;										
		1946-47	154	5	13	18	136	—	—	—	—	
2, 17	Art Coulter (D)	1935-36—1941-42	287	18	67	85	332	37	2	5	7	
21	Russ Courtnall (RW)	1996-97	14	2	5	7	2	15	3	4	7	
(Acquired from Vancouver on 3/8/97 with Esa Tikkanen for Sergei Nemchinov and Brian Noonan. Left via free agency.)												
18	Danny Cox (LW)	1933-34	15	5	0	5	2	2	0	0	0	
32	Bob Crawford (RW)	1985-86—1986-87	14	1	2	3	12	7	0	1	1	
16	Dave Creighton (C)	1955-56—1957-58	210	55	87	142	125	16	5	5	10	
18	Cory Cross (D)	2002-03	26	0	4	4	16	—	—	—	—	
(Signed as a free agent on 12/17/02. Traded to Edmonton on 3/11/03 with Radek Dvorak for Anson Carter and Ales Pisa.)												
14	Brian Cullen (C)	1959-60—1960-61	106	19	40	59	12	—	—	—	—	
5	Matt Cullen (C)	2006-07	80	16	25	41	52	10	1	3	4	
(Signed as a free agent on 7/11/06. Traded to Carolina on 7/17/07 for Andrew Hutchinson, Joe Barnes and a 3rd round pick in 2008.)												
17	Ray Cullen (C)	1965-66	8	1	3	4	0	—	—	—	—	
19	Bob Cunningham (C)	1960-61—1961-62	4	0	1	1	0	4	0	1	1	
2	Ian Cushman (D)	1959-60	17	0	1	1	12	—	—	—	—	
22	Paul Cyr (LW)	1987-88—1988-89	41	4	13	17	43	—	—	—	—	
16, 9	Ulf Dahlien (LW)	1987-88—1989-90	189	71	60	131	106	4	0	0	0	
(Selected in the 1st round, 7th overall, in the 1985 Entry Draft. Traded to Minnesota on 3/6/90 with Los Angeles' 1990 4th round draft choice (Cal McGowan) for Mike Gartner.)												
12	Alexandre Daigle (RW/C)	1999-00	58	8	18	26	23	—	—	—	—	
(Acquired from Tampa Bay on 10/3/99 in exchange for future considerations. Retired following the 1999-00 season.)												

ALL-TIME PLAYER REGISTER

NO.	NAME & POSITION	YEARS PLAYED	REGULAR SEASON					PLAYOFFS				
			GP	G	A	PTS	PIM	GP	G	A	PTS	PIM
5	Hank Damore (C)	1943-44	4	1	0	1	2	—	—	—	—	—
4	Gordon Davidson (D)	1942-43—1943-44	51	3	6	9	8	—	—	—	—	—
8	Buck Davies (C)	1947-48	—	—	—	—	—	1	0	0	0	0
22, 27	Jason Dawe (RW)	1999-00; 2001-02	4	0	1	1	2	—	—	—	—	—
	(Acquired from Nashville on 2/2/00 for John Namestnikov. Left via free agency.)											
10	Nigel Dawes (LW)	2006-07—2008-09	69	15	15	30	10	11	2	2	4	0
	(Selected in the 5th round, 149th overall, in the 2003 Entry Draft. Traded to Phoenix with Dmitri Kalinin and Petr Prucha for Derek Morris on 3/4/09.)											
16	Billy Dea (LW)	1953-54	14	1	1	2	2	—	—	—	—	—
35, 23, 23, 32	Lucien DeBlois (RW)	1977-78—1979-80;										
		1986-87—1988-89;	326	57	79	136	297	18	2	0	2	12
16	Val Delory (LW)	1948-49	1	0	0	0	0	—	—	—	—	—
4	Michael Del Zotto (D)	2009-10—2013-14	292	26	95	121	116	32	3	9	12	20
	(Selected in the 1st round, 20th overall, in the 2008 Entry Draft. Traded to Nashville on 1/22/14 for Kevin Klein.)											
24	Ab DeMarco, Jr. (D)	1969-70—1972-73	104	8	21	29	19	—	—	—	—	—
15	Ab DeMarco, Sr. (D)	1943-44—1946-47	182	67	86	153	36	9	0	1	1	2
5	Tony Demers (RW)	1943-44	1	0	0	0	0	—	—	—	—	—
14	Jean-Paul Denis (RW)	1946-47; 1949-50	10	0	2	2	2	—	—	—	—	—
11	Victor Desjardins (C)	1931-32	48	3	3	6	16	7	0	0	0	0
33	Andre Deveaux (C)	2011-12	9	0	1	1	29	—	—	—	—	—
	(Signed as a free agent on 8/10/11. Left via free agency.)											
4	Greg de Vries (D)	2003-04	53	3	12	15	37	—	—	—	—	—
	(Signed as a free agent on 7/14/03. Traded to Ottawa on 3/9/04 for Karel Rachunek and Alexandre Giroux.)											
2	Tom Dewar (D)	1943-44	9	0	2	2	4	—	—	—	—	—
4, 33	Raphael Diaz (D)	2013-14; 2015-16	11	1	1	2	4	5	0	1	1	0
	(Acquired from Vancouver on 3/5/14 in exchange for a 5th round pick in the 2015 Entry Draft. Left via free agency. Signed as a free agent on 7/1/15. Left via free agency.)											
14	Herb Dickenson (LW)	1951-52—1952-53	48	18	17	35	10	—	—	—	—	—
4	Bob Dill (D)	1943-44—1944-45	76	15	15	30	135	—	—	—	—	—
8, 15	Cecil Dillon (RW)	1930-31—1939-39	409	160	121	281	93	38	13	9	22	15
9, 11	Wayne Dillon (C)	1975-76—1977-78	216	43	66	109	58	3	0	1	1	0
16	Rob DiMaio (RW)	1999-00	12	1	3	4	8	—	—	—	—	—
	(Acquired from Boston on 3/10/00 for Mike Knuble. Traded to Carolina on 8/4/00 with Darren Langdon in exchange for Sandy McCarthy and a conditional draft choice (Bryce Lampman).)											
16	Marcel Dionne (C)	1986-87—1988-89	118	42	56	98	80	6	1	1	2	2
44	Per Djoos (D)	1991-92—1992-93	56	2	19	21	42	—	—	—	—	—
3	Gary Doak (D)	1971-72	49	1	10	11	2	—	—	—	—	—
25, 21	Jason Doig (D)	1999-00—2000-01	10	0	1	1	22	—	—	—	—	—
	(Acquired from Phoenix on 3/23/99 with a 1999 6th round draft choice (Jay Dardis) for Stan Neekar. Traded to Ottawa with Jeff Ulmer on 6/29/01 in exchange for Sean Gagnon.)											
28	Tie Domi (RW)	1990-91—1992-93	82	5	4	9	526	6	1	1	2	32
	(Acquired from Toronto on 6/28/90 with Mark Laforest for Greg Johnson. Traded to Winnipeg with Kris King on 12/28/92 in exchange for Ed Olczyk.)											
8	Ted Donato (C)	2002-03	49	2	1	3	6	—	—	—	—	—
	(Signed as a free agent on 7/8/02. Left via free agency.)											
22	Mike Donnelly (LW)	1986-87—1987-88	22	3	3	6	8	—	—	—	—	—
27, 2	Andre Dore (D)	1978-79—1982-83;										
		1984-85	139	8	38	46	153	10	1	1	2	16
33	Jim Dorey (D)	1971-72	1	0	0	0	0	1	0	0	0	0
15	Derek Dorsett (RW)	2012-13—2013-14	51	4	4	8	128	34	0	2	2	47
	(Acquired from Columbus on 4/3/13 with Derick Brassard, John Moore, and a 6th round pick in the 2014 Entry Draft (later traded), for Marian Gaborik, Steven Delisle, and Blake Parlett. Traded to Vancouver on 6/27/14 for a 3rd round pick in 2014 (Keegan Iverson).)											
33	Bruce Driver (D)	1995-96—1997-98	220	13	74	87	136	26	0	8	8	6
	(Signed as an unrestricted free agent on 8/24/95. Retired following the 1997-98 season.)											
16	Jim Drummond (D)	1944-45	2	0	0	0	0	—	—	—	—	—
23	Chris Drury (C)	2007-08-2010-11	264	62	89	151	116	21	4	4	8	12
	(Signed as a free agent on 7/1/07. Contract bought out on 6/29/11.)											
19	Christian Dube (C)	1996-97—1998-99	33	1	1	2	4	3	0	0	0	0
	(Selected in the 2nd round, 39th overall, in the 1995 Entry Draft.)											
54, 17	Brandon Dubinsky (C)	2006-07—2011-12	393	81	132	213	110	31	7	10	17	46
	(Selected in the 2nd round, 60th overall, in the 2004 Entry Draft. Traded to Columbus on 7/23/12 with Artem Anisimov, Tim Erixon, and a 2013 1st round draft choice in exchange for Rick Nash, Steven Delisle and a conditional 3rd round draft choice.)											
63	Anthony Duclair (LW)	2014-15	18	1	6	7	4	—	—	—	—	—
	(Selected in the 3rd round, 80th overall, in the 2013 Entry Draft. Traded to Arizona on 3/11/15 with John Moore, a 2nd round pick in the 2015 Entry Draft (later traded), and a conditional 1st round pick in the 2016 Entry Draft for Keith Yandle, Chris Summers, and a 4th round pick in the 2016 Entry Draft.)											
9	Dick Duff (LW)	1963-64—1964-65	43	7	13	20	22	—	—	—	—	—
6	Marc Dufour (RW)	1963-64—1964-65	12	1	0	1	2	—	—	—	—	—
44, 10	Ron Duguay (C)	1977-78—1982-83;										
		1986-87—1987-88	499	164	176	340	370	69	28	19	47	103
19	Craig Duncanson (RW)	1982-83	3	0	1	1	0	—	—	—	—	—
	(Signed as a free agent on 9/4/92. Left via free agency.)											
25	Andre Dupont (D)	1970-71	7	1	2	3	21	—	—	—	—	—
39	Brodie Dupont (C)	2010-11	1	0	0	0	0	—	—	—	—	—
	(Selected in the 3rd round, 66th overall, in the 2005 NHL Entry Draft. Traded to Nashville for Andreas Thresson on 7/2/11.)											
61	Pascal Dupuis (LW)	2006-07	6	1	0	1	0	—	—	—	—	—
	(Acquired from Minnesota on 2/9/07 for Adam Hall. Traded to Atlanta on 2/27/07 with a 2007 3rd round draft choice for Alex Bourret.)											
22	Benoit Dusbabon (C)	2003-04	3	0	0	0	2	—	—	—	—	—
	(Signed as free agent 6/12/02. Left via free agency.)											
18	Duke Dutkowski (D)	1933-34	29	0	3	3	16	2	0	0	0	0
20	Radek Dvorak (RW)	1999-00—2002-03	256	65	99	164	60	—	—	—	—	—
	(Acquired from San Jose on 12/30/99 for Todd Harvey and a 2001 4th round draft choice (Dimitri Patzold). Traded to Edmonton on 3/11/03 with Cory Cross for Anson Carter and Ales Piza.)											
32	Gordie Dwyer (LW)	2002-03	17	0	1	1	50	—	—	—	—	—
	(Acquired from Tampa Bay on 10/10/02 for Boyd Kane. Claimed off waivers by Montreal on 2/21/03.)											

ALL-TIME PLAYER REGISTER

NO.	NAME & POSITION	YEARS PLAYED	REGULAR SEASON					PLAYOFFS				
			GP	G	A	PTS	PIM	GP	G	A	PTS	PIM
8	Henry Dycx (LW)	1943-44	1	0	0	0	0	—	—	—	—	—
28	Dallas Eakins (D/LW)	1996-97	3	0	0	0	6	4	0	0	0	4
	(Acquired from Phoenix on 2/6/97 with Mike Eastwood for Jay More. Left via free agency.)											
32	Mike Eastwood (C)	1996-97–1997-98	75	6	12	18	26	15	1	2	3	22
	(Acquired from Phoenix on 2/6/97 with Dallas Eakins for Jay More. Traded to St. Louis on 3/24/98 for Harry York.)											
2	Frank Eddolls (D)	1947-48–1951-52	260	18	34	52	88	13	0	1	1	4
6	Pat Egan (D)	1949-50–1950-51	140	10	21	31	120	12	3	1	4	6
20	Jack Eggers (RW)	1969-70–1971-72;										
		1973-74	111	13	14	27	72	16	4	1	5	16
44	Steve Eminger (D)	2010-11–2012-13	142	4	10	14	58	15	0	2	2	4
	(Acquired from Anaheim on 7/9/10 for Aaron Voros and Ryan Hillier. Left via free agency.)											
20	Jan Erixon (LW)	1983-84–1992-93	556	57	159	216	167	58	7	7	14	16
	(Selected in the 2nd round, 30th overall, in the 1981 Entry Draft. Retired following the 1992-93 season.)											
12	Bob Errey (RW)	1997-98	12	0	0	0	7	—	—	—	—	—
	(Acquired from Dallas on 3/24/98 with Todd Harvey and a 1998 4th round draft choice (Boyd Kane) for Mike Keane, Brian Skrudland and a 1998 conditional draft choice (6th round – Pavel Patera.) Retired following the 1997-98 season.)											
25	Anders Eriksson (D)	2009-10	8	0	2	2	0	—	—	—	—	—
	(Acquired from Phoenix on 3/3/10 for Miika Wiikman and a 7th round selection in 2011. Left via free agency.)											
53	Tim Erixon (D)	2011-12	18	0	2	2	8	—	—	—	—	—
	(Acquired from Calgary on 6/11 with a 2011 5th round draft choice for Roman Horak and two 2011 2nd round draft choices. Traded to Columbus on 7/23/12 with Brandon Dubinsky, Artem Anisimov, and a 1st round draft choice for Rick Nash, Steven Delisle, and a conditional 3rd round draft choice.)											
77, 12, 5	Phil Esposito (C)	1975-76–1980-81	422	184	220	404	240	30	11	15	26	33
96	Emerson Etom (RW)	2015-16	19	0	3	3	2	—	—	—	—	—
	(Acquired from Anaheim on 8/27/15 with a 2nd round pick in the 2015 Entry Draft (Ryan Gropp) for Carl Hagelin, a 2nd round pick in the 2015 Entry Draft (Julius Mattinen), and a 6th round pick in the 2015 Entry Draft (Garret Metcalf). Traded to Vancouver on 1/8/16 for Nicklas Jensen and a 6th round pick in the 2017 Entry Draft.)											
5, 30, 3	Jack Evans (D)	1948-49–1951-52;										
		1953-54–1957-58	407	15	38	53	670	16	1	1	2	22
5	Bill Ezinicki (RW)	1954-55	16	2	2	4	22	—	—	—	—	—
24	Trevor Fahy (LW)	1964-65	1	0	0	0	0	—	—	—	—	—
10, 14	Bill Fairbairn (RW)	1968-69–1976-77	536	138	224	362	161	52	13	21	34	29
44	Justin Falk (D)	2013-14	21	0	2	2	20	—	—	—	—	—
	(Acquired from Minnesota on 6/30/13 for Benn Ferriero and a 6th round pick in the 2014 Entry Draft. Left via free agency.)											
3	Dave Farrish (D)	1976-77–1978-79	217	6	41	47	225	10	0	2	2	14
*12, 19	Jesper Fast (RW)	2013-14–2015-16	148	16	28	44	28	27	3	5	8	2
	(Selected in the 6th round, 157th overall, in the 2010 Entry Draft.)											
38, 27	Rico Fata (RW)	2001-02–2002-03	46	2	4	6	6	—	—	—	—	—
	(Claimed off waivers from the Calgary Flames on 10/3/01. Traded to Pittsburgh on 2/10/03 with Joel Bouchard, Richard Lintner, Mikael Samuelsson for Alex Kovalev, Dan LaCouture, Janne Laukkanen and Mike Wilson.)											
6	Glen Featherstone (D)	1994-95	6	1	0	1	18	—	—	—	—	—
	(Acquired from Boston on 8/19/94 for Daniel Lacroix. Traded to Hartford on 3/23/95 with Michael Stewart, a 1995 1st round choice (J.S. Giguere) and a 1996 4th round choice (Steve Wasylik) for Pat Verbeek.)											
17	Fedor Fedorov (LW)	2005-06	3	0	0	0	6	—	—	—	—	—
	(Acquired from Vancouver on 10/7/05 in exchange for Jozef Balej and a conditional draft pick. Left via free agency.)											
26	Ruslan Fedotenko (L)	2010-11–2011-12	139	19	20	45	41	25	2	7	9	4
	(Signed as a free agent on 10/4/10. Left via free agency.)											
37	Brent Fedyk (LW)	1998-99	67	4	6	10	30	—	—	—	—	—
	(Signed as a free agent on 8/13/98. Left via free agency.)											
32	Tony Feltrin (D)	1985-86	10	0	0	0	21	—	—	—	—	—
42, 25	Paul Fenton (LW)	1986-87	8	0	0	0	2	—	—	—	—	—
14	Chris Ferraro (C)	1995-96–1996-97	14	2	1	3	6	—	—	—	—	—
	(Selected in the 4th round, 95th overall, in the 1992 Entry Draft. Claimed off waivers by Pittsburgh on 10/1/97.)											
21, 17,	Peter Ferraro (RW)	1995-96–1997-98	8	0	1	2	2	0	0	0	0	0
14												
	(Selected in the 1st round, 24th overall, in the 1992 Entry Draft. Claimed off waivers by Pittsburgh on 10/1/97. Claimed off waivers from Pittsburgh on 1/14/98. Signed as a free agent by Boston on 8/5/98.)											
21	Ray Ferraro (C)	1995-96	65	25	29	54	82	—	—	—	—	—
	(Signed as a free agent on 7/19/95. Traded to Los Angeles on 3/14/96 with Mattias Norstrom, Ian Laperriere, Nathan LaFayette and a 1997 4th round draft choice (Sean Blanchard) for Marty McSorley, Shane Churla and Jari Kurri.)											
36	Benn Ferriero (C)	2012-13	4	0	1	1	0	—	—	—	—	—
	(Acquired from Pittsburgh in exchange for Chad Kolarik on 1/24/13. Traded to Minnesota on 6/30/13 with a 2014 6th round draft choice for Justin Falk.)											
26	Jeff Finley (D)	1997-98–1998-99	65	1	6	7	55	—	—	—	—	—
	(Signed as a free agent on 7/17/97. Traded to St. Louis on 2/13/99 with Geoff Smith for future considerations (Chris Kenady).)											
41	Peter Fiorentino (D)	1991-92	1	0	0	0	0	—	—	—	—	—
	(Selected in the 11th round, 215th overall, in the 1988 Entry Draft. Left via free agency. Signed as a free agent 8/6/96. Retired following the 1997-98 season.)											
12	Dunc Fisher (RW)	1947-48–1950-51	142	21	37	58	82	13	3	4	7	14
6	Sandy Fitzpatrick (C)	1964-65	4	0	0	0	2	—	—	—	—	—
8	Pat Flatley (RW)	1996-97	68	10	12	22	26	11	0	0	0	14
	(Signed as a free agent on 9/6/96. Retired following the 1996-97 season.)											
9	Reggie Fleming (LW)	1965-66–1968-69	241	50	49	99	540	13	0	4	4	22
14	Theoren Fleury (RW)	1999-00–2001-02	224	69	132	201	406	—	—	—	—	—
	(Signed as a free agent on 7/8/99. Left via free agency.)											
18	Gerry Foley (RW)	1956-57–1957-58	137	9	14	23	91	9	0	1	1	2
14	Val Fonteyne (LW)	1963-64–1964-65	96	7	19	26	6	—	—	—	—	—
8	Lou Fontinato (D)	1954-55–1960-61	418	22	57	79	939	15	0	1	1	19
17	Colin Forbes (LW)	2000-01	19	1	4	5	15	—	—	—	—	—
	(Acquired from Ottawa on 3/1/01 for Eric Lacroix. Left via free agency.)											
4	Harry "Yip" Foster (D)	1929-30	31	0	0	0	10	—	—	—	—	—
18	Herb Foster (LW)	1940-41; 1947-48	5	1	0	1	5	—	—	—	—	—
22	Nick Fotiu (LW)	1976-77–1978-79;										
		1980-81–1984-85	455	41	62	103	970	24	0	3	3	27

ALL-TIME PLAYER REGISTER

NO.	NAME & POSITION	YEARS PLAYED	REGULAR SEASON					PLAYOFFS				
			GP	G	A	PTS	PIM	GP	G	A	PTS	PIM
6	Archie Fraser (C)	1943-44	3	0	1	1	0	—	—	—	—	—
21	Scott Fraser (RW) (Signed as a free agent on 7/2/98. Left via free agency.)	1998-99	28	2	4	6	14	—	—	—	—	—
49	Dan Fritsche (LW) (Acquired along with Nikolai Zherdev for Fedor Tyutin and Christian Backman on 7/2/08. Traded to Minnesota on 1/29/09 for Erik Reitz.)	2008-09	16	1	3	4	2	—	—	—	—	—
31	Alex Frolov (LW)	2010-II	43	7	9	16	8	—	—	—	—	—
9,38	Robbie Florek (C)	1981-82—1984-85	170	32	55	97	112	14	8	4	12	11
10	Marian Gaborik (RW) (Signed as a free agent on 7/1/09. Traded to Columbus with Steven Delisle and Blake Parlett on 4/3/13 in exchange for Derick Brassard, Derek Dorsett, John Moore and a 6th round pick in 2014.)	2009-10—2012-13	255	114	115	229	97	25	6	7	13	4
4	Bill Gadsby (D)	1954-55—1960-61	457	58	212	270	413	16	2	5	7	10
9	Dave Gagner (C)	1984-85—1986-87	80	11	16	27	47	—	—	—	—	—
8	Norm Gainer (C)	1931-32	46	3	9	12	9	7	0	0	0	2
4	Maxim Galanov (D) (Selected in the 3rd round, 61st overall, in the 1993 Entry Draft. Selected by Pittsburgh on 10/5/98 in the NHL Waiver Draft.)	1997-98	6	0	1	1	2	—	—	—	—	—
17, 12	Cal Gardner (C)	1945-46—1947-48	126	28	36	64	103	—	—	—	—	—
15	Red Garrett (D)	1942-43	23	1	1	2	18	—	—	—	—	—
22	Mike Gartner (RW) (Acquired from Minnesota on 3/6/90 for Ulf Dahlen, a 1990 4th round draft choice (Cal McGowan) and future considerations. Traded to Toronto on 3/21/94 for Glenn Anderson, a 1994 4th round draft choice (Alexander Korobolin) and Scott Malone.)	1989-90—1993-94	322	173	113	286	231	29	14	12	26	16
9	Fern Gauthier (RW)	1943-44	33	14	10	24	0	—	—	—	—	—
7, 10	Jean-Guy Gendron (LW)	1955-56—1957-58; 1961-62	272	38	41	79	217	22	6	3	9	21
5	Bernie Geoffrion (RW)	1966-67—1967-68	117	22	41	63	53	5	2	1	3	0
12	Ken Gernander (C) (Signed as a free agent on 9/9/94) Retired following the 2004-05 season.	1995-96—1996-97; 2003-04	12	2	3	5	6	15	0	0	0	0
17	Greg Gilbert (LW) (Signed as a free agent on 7/29/93. Selected by St. Louis on 1/19/95 in the NHL Waiver Draft.)	1993-94	76	4	11	15	29	23	1	3	4	8
7, 16	Rod Gilbert (RW)	1960-61—1977-78	1065	406	615	1021	508	79	34	33	67	43
6	Curt Giles (D)	1986-87—1987-88	74	2	17	19	60	5	0	0	0	6
16	Randy Gilhen (C) (Acquired from Los Angeles on 12/23/91 for Corey Millen. Traded to Tampa Bay on 3/22/93 for Mike Hartman.)	1991-92—1992-93	73	10	9	19	22	13	1	2	3	2
6	Jere Gillis (LW)	1980-81—1981-82	61	13	19	32	20	14	2	5	7	9
97	Matt Gilroy (D) (Signed as a free agent on 4/17/09. Left via free agency. Signed as a free agent on 1/3/13. Left via free agency.)	2009-10—2010-11; 2012-13	142	7	19	26	43	5	1	0	1	2
*46, 5	Dan Girardi (D) (Signed as a free agent on 7/1/06.)	2006-07 - 2015-16	725	42	173	215	259	110	6	25	31	34
39	Alexandre Giroux (LW) (Acquired from Ottawa on 3/9/04 with Karel Rachunek for Greg de Vries. Left via free agency.)	2005-06	1	0	0	0	0	—	—	—	—	—
*15	Tanner Glass (LW) (Signed as a free agent on 7/11/14.)	2014-15 - 2015-16	123	5	8	13	164	23	0	1	1	35
8	Howie Glover (RW)	1963-64	25	1	0	1	9	—	—	—	—	—
19	Pete Goegan (D)	1961-62	7	0	2	2	6	—	—	—	—	—
12	Bill Goldsworthy (RW)	1976-77—1977-78	68	10	13	23	55	—	—	—	—	—
14	Leroy Goldsworthy (D)	1929-30	44	4	1	5	16	4	0	0	0	2
11	Hank Goulup (LW)	1942-43—1945-46	103	34	46	80	69	—	—	—	—	—
19	Scott Gomez (C) (Signed as a free agent on 7/1/07. Traded to Montreal with Tom Pyat and Mike Busto for Christopher Higgins, Ryan McDonagh, Pavel Valenchenko and Doug Janik on 6/30/09.)	2007-08 — 2008-09	158	32	96	128	96	17	6	10	16	12
16, 36, 39	Daniel Gouea (LW) (Selected in the 2nd round, 48th overall, in the 1996 Entry Draft.)	1996-97—1997-98; 1999-00	53	12	3	15	14	—	—	—	—	—
16	Billy Gooden (LW)	1942-43—1943-44	53	9	11	20	15	—	—	—	—	—
19, 16	Jack Gordon (RW)	1948-49—1950-51	36	3	10	13	0	9	1	1	2	7
11	Benoit Gosselin (LW)	1977-78	7	0	0	0	33	—	—	—	—	—
9, 20	Phil Goyette (C)	1963-64—1968-69; 1971-72	397	98	231	329	51	—	—	—	—	—
91	Evgeny Grachev (C) (Selected in the 3rd round, 75th overall, in the 2008 NHL Entry Draft. Traded to St. Louis for 2011 third round pick (Steven Fogarty) on 6/25/11.)	2010-11	8	0	0	0	0	—	—	—	—	—
18, 39	Tony Granato (RW) (Selected in the 6th round, 120th overall, in the 1982 Entry Draft. Traded to Los Angeles on 1/20/90 with Tomas Sandstrom for Bernie Nicholls.)	1988-89—1989-90	115	43	45	88	217	4	1	1	2	21
23	Norm Gratton (LW)	1971-72	3	0	1	1	0	—	—	—	—	—
9, 11	Adam Graves (LW) (Signed as a free agent on 9/3/91. Edmonton received Troy Mallette as compensation on 9/9/91. Traded to San Jose on 6/24/01 for Mikael Samuelsson and Christian Gosselin.)	1991-92—2000-01	772	280	227	507	810	68	28	16	44	70
2	Alex Gray (RW)	1927-28	43	7	0	7	28	9	1	0	1	0
22, 44	Josh Green (LW) (Acquired from Edmonton on 12/12/03 for a 2004 conditional draft choice. Claimed off waivers by Washington on 1/15/03. Claimed off waivers from Calgary on 3/6/04. Left via free agency.)	2002-03; 2003-04	18	3	2	5	10	—	—	—	—	—
47	Mike Green (C) (Claimed off waivers from Florida on 3/9/04. Rights traded to Dallas on 6/14/06 for a conditional pick in the 2008 NHL entry draft.)	2003-04	13	1	2	3	2	—	—	—	—	—
4	Ron Greschner (D) (Selected in the 2nd round, 32nd overall, in the 1974 Entry Draft. Retired following the 1989-90 season.)	1974-75—1989-90	982	179	431	610	1226	84	17	32	49	106
99	Wayne Gretzky (C) (Signed as a free agent on 7/21/96. Retired following the 1998-99 season.)	1996-97—1998-99	234	57	192	249	70	15	10	10	20	2
5	Jari Gronstrand (D)	1987-88	62	3	11	14	63	—	—	—	—	—
22, 8	Michal Hrosek (LW) (Acquired from Chicago with Brad Brown on 10/5/00 for future considerations. Left via free agency.)	2000-01—2001-02	80	12	13	25	73	—	—	—	—	—
2	Jocelyn Guèvremont (D)	1979-80	20	2	5	7	6	—	—	—	—	—
20, 12	Aldo Guidolin (D)	1952-53—1955-56	182	9	15	24	117	—	—	—	—	—

ALL-TIME PLAYER REGISTER

NO.	NAME & POSITION	YEARS PLAYED	REGULAR SEASON				PLAYOFFS					
			GP	G	A	PTS	PIM	GP	G	A	PTS	PIM
25	Alexei Gusarov (D) (Acquired from Colorado on 12/28/00 for a 5th round draft choice in the 2001 NHL Entry Draft (Frantisek Skladany.) Traded to St. Louis on 3/5/01 for Peter Smrek.)	2000-01	26	1	3	4	6	—	—	—	—	—
11	Vic Hadfield (LW)	1961-62—1973-74	839	262	710	572	1036	62	22	19	41	106
62	Carl Hagelin (LW) (Selected in the 6th round, 168th overall, in the 2007 Entry Draft. Traded to Anaheim on 6/27/15 with a 2nd round pick in the 2015 Entry Draft (Julius Nattinen) and a 6th round pick in the 2015 Entry Draft (Garrett Metcalf) for Emerson Etem and a 2nd round pick in the 2015 Entry Draft (Ryan Groppe).)	2011-12 – 2014-15	266	58	130	132	73	12	14	26	39	
32	Micheal Haley (C) (Signed as a free agent on 7/1/12.)	2012-13	9	0	0	0	12	2	0	0	0	0
18	Adam Hall (RW) (Acquired from Nashville on 7/19/06 for Dominic Moore. Traded to Minnesota on 2/9/07 for Pascal Dupuis.)	2006-07	49	4	8	12	18	—	—	—	—	—
19	Wayne Hall (LW)	1960-61	4	0	0	0	0	—	—	—	—	—
15	Jeff Halpern (C) (Signed as a free agent on 7/9/12. Claimed off waivers by Montreal on 3/23/2013.)	2012-13	30	0	1	1	8	—	—	—	—	—
6, 25	Allan Hamilton (D)	1965-66; 1967-68—1969-70	81	0	5	5	54	6	0	0	0	0
6	Ken Hammond (D)	1988-89	3	0	0	0	0	—	—	—	—	—
22	Ted Hampson (C)	1960-61—1962-63	183	14	40	54	16	6	0	1	1	0
40	Roman Hamrlik (D) (Claimed off waivers from Washington on 3/6/2013. Left via free agency.)	2012-13	12	0	0	0	6	2	0	1	1	2
2, 6	John Hanna (D)	1958-59—1960-61	177	6	26	32	204	—	—	—	—	—
6	Pat Hannigan (RW)	1960-61—1961-62	109	19	23	42	58	4	0	0	0	2
14	Mark Hardy (D) (Acquired from Minnesota on 12/9/88 for Larry Bernard and a 1989 5th round draft choice (Rhys Hollyman.) Traded to Los Angeles on 3/22/93 with Ottawa's 1993 5th round draft choice (Frederik Beaubien) for John McIntyre.)	1987-88—1992-93	284	7	52	59	409	52	4	14	18	128
3	Ron Harris (D)	1972-73—1975-76	146	6	30	36	64	24	4	3	7	25
17	Ed Harrison (LW)	1950-51	4	1	0	1	2	—	—	—	—	—
18	Mike Hartman (RW) (Acquired from Tampa Bay on 3/22/93 for Randy Gilhen. Loaned to Detroit Vipers (IHL) on 3/8/95.)	1992-93—1994-95	39	1	1	2	80	—	—	—	—	—
2	Doug Harvey (D)	1961-62—1963-64	151	10	61	71	144	—	—	—	—	—
20	Todd Harvey (RW) (Acquired from Dallas on 3/24/98 with Bob Errey and a 1998 4th round draft choice (Boyd Kane) for Mike Keane, Brian Skrudland and a 1998 conditional draft pick (6th round — Pavel Patera); Traded to San Jose on 12/30/99 with a 2001 4th round draft choice (Dimitri Patzold) for Radek Dvorak.)	1998-99—1999-00	68	14	20	34	134	—	—	—	—	—
4	Kevin Hatcher (D) (Acquired from Pittsburgh on 9/30/99 for Peter Popovic. Left via free agency.)	1999-00	74	4	19	23	38	—	—	—	—	—
12	Gordie Haworth (C)	1952-53	2	0	1	1	0	—	—	—	—	—
*13	Kevin Hayes (C) (Signed as a free agent on 8/20/14.)	2014-15 – 2015-16	158	31	50	81	52	22	2	5	7	6
25	Paul Healey (LW) (Signed as a free agent on 7/28/03. Traded to Florida on 3/9/04 for Jeff Paul.)	2003-04	4	0	0	0	0	—	—	—	—	—
19	Mark Heaslip (RW)	1976-77—1977-78	48	6	10	16	65	3	0	0	0	0
26, 40	Randy Heath (LW)	1984-85—1985-86	13	2	4	6	15	—	—	—	—	—
12	Andy Heberton (RW)	1955-56—1962-63	560	177	191	368	75	22	6	11	8	
15	Anders Hedberg (RW)	1978-79—1984-85	465	172	225	397	144	58	22	24	46	31
49	Ilkka Heikkinen (D) (Signed as a free agent on 5/20/09. Left via free agency.)	2009-10	7	0	0	0	0	—	—	—	—	—
23	Bill Heindl (LW)	1972-73	4	1	0	1	0	—	—	—	—	—
47	Barrett Heisten (LW) (Signed as a free agent on 6/11/01. Traded to Dallas with Manny Malhotra on 3/12/02 for Martin Rucinsky and Roman Lyashenko.)	2001-02	10	0	0	0	2	—	—	—	—	—
3, 14	Ott Heller (D)	1931-32—1945-46	647	55	176	231	465	61	6	8	14	61
23	Raimo Helminen (C)	1985-86—1986-87	87	12	34	46	12	—	—	—	—	—
21	Camille Henry (LW) 1953-54—1954-55; 1956-57—1964-65; 1967-68	1953-54—1954-55; 1956-57—1964-65; 1967-68	637	256	222	478	78	22	3	7	10	5
18	Wally Hergesheimer (RW) 1958-59	1951-52—1955-56; 1958-59	310	112	77	189	94	5	1	0	1	0
15	Obs Heximer (LW)	1929-30	19	1	0	1	4	—	—	—	—	—
6	Bryan Hextall, Jr. (C)	1962-63	21	0	2	2	10	18	0	4	4	59
12, 19	Bryan Hextall, Sr. (RW) 1945-46—1947-48	1936-37—1943-44; 1945-46—1947-48	447	187	175	362	221	37	8	9	17	19
21	Dennis Hextall (C)	1967-68—1968-69	13	1	4	5	25	2	0	0	0	0
17, 12	Bill Hicke (RW)	1964-65—1966-67	137	18	33	51	58	—	—	—	—	—
28	Greg Hickey (LW)	1977-78	1	0	0	0	0	—	—	—	—	—
16, 14	Pat Hickey (LW) 1981-82	1975-76—1979-80; 1981-82	370	128	129	257	216	—	—	—	—	—
14	Ike Hildebrand (RW)	1953-54	31	6	7	13	12	—	—	—	—	—
21	Christopher Higgins (LW) (Acquired from Montreal with Ryan McDonagh, Pavel Valentenko and Doug Janik for Tom Pyat and Mike Busto on 6/30/09. Traded to Calgary with Ales Kotalik on 2/1/09 for Olli Jokinen and Brandon Prust.)	2009-10	55	6	8	14	32	—	—	—	—	—
8, 18	Dutch Hiller (LW) 1943-44	1937-38—1940-41; 1943-44	200	49	70	119	116	23	3	4	7	11
16	Jim Hiller (RW)	1993-94	2	0	0	0	7	—	—	—	—	—
2	Wayne Hillman (D)	1964-65—1967-68	219	6	42	48	185	6	0	0	0	2
27, 37	Jan Hlavac (LW) 2003-04	1999-00—2000-01; 2003-04	218	52	80	132	52	—	—	—	—	—
	(Acquired from Calgary on 6/26/99 with a 1999 first round draft choice (Jamie Lundmark) and 1999 3rd round draft choice (Patrick Auferier) for Marc Savard and a 1999 1st round draft choice (Oleg Saprykin.) Traded to Philadelphia with Kim Johnsson, Pavel Brendl and a 2003 third round draft choice (Stefan Ruzicka) for Eric Lindros and future considerations. Signed as a free agent on 8/28/03. Left via free agency.)											
88	Ken Hodge (RW)	1976-77—1977-78	96	23	45	68	51	—	—	—	—	—

ALL-TIME PLAYER REGISTER

NO.	NAME & POSITION	YEARS PLAYED	REGULAR SEASON					PLAYOFFS				
			GP	G	A	PTS	PIM	GP	G	A	PTS	PIM
16	Bobby Holik (C) (Signed as a free agent on 7/1/02. Club exercised buyout option on 7/29/05.)	2002-03—2003-04	146	41	50	91	146	—	—	—	—	—
22	Jerry Holland (LW)	1974-75—1975-76	37	8	4	12	6	—	—	—	—	—
44	Ryan Holiweg (LW) (Selected in the 8th round, 238th overall, in the 2001 Entry Draft. Traded to Toronto on 7/14/08 for Pittsburgh's 2009 fifth round draft choice.)	2005-06—2007-08	200	5	7	12	311	14	0	1	1	23
17	Greg Holst (C)	1975-76—1977-78	11	0	0	0	0	—	—	—	—	—
6	Miloslav Horava (D) (Acquired from Edmonton on 10/23/86 with Don Jackson, Mike Golden and future considerations for Reijo Routsalainen, Ville Kentala, Clark Donatelli and Jim Wiemer. Traded to Quebec on 5/25/91 for Stéphane Guerard.)	1988-89—1990-91	80	5	17	22	38	2	0	1	1	0
3	Tim Horton (D)	1969-70—1970-71	93	3	23	26	73	19	2	5	7	32
6, 11	Bronco Horvath (C)	1955-56—1956-57;										
		1962-63	114	20	34	54	78	5	1	2	3	34
23	Ed Hospodar (D)	1979-80—1980-81	122	8	23	31	442	19	3	0	3	135
81	Marcel Hossa (LW) (Acquired by the Rangers from Montreal in exchange for Garth Murray on 9/30/05. Traded to Phoenix on 2/26/08 with Al Montoya for David LeNeveu, Fredrik Sjöstrom, Josh Gratton, and 2009 fifth round draft choice.)	2005-06—2007-08	164	21	21	42	78	14	2	2	4	10
16, 11	Vic Howe (RW)	1950-51;										
		1953-54—1954-55	33	3	4	7	10	—	—	—	—	—
3	Harry Howell (D)	1952-53—1968-69	1160	82	263	345	1147	34	3	2	5	30
21, 5	Ron Howell (D-F)	1954-55—1955-56	4	0	0	0	4	—	—	—	—	—
*46	Marek Hrivik (LW) (Signed as a free agent on 5/30/12.)	2015-16	5	0	1	1	0	—	—	—	—	—
27	Willie Huber (D)	1983-84—1987-88	238	28	58	86	284	28	5	5	10	33
15	Mike Hudson (C) (Selected from Edmonton on 10/3/93 in the NHL Waiver Draft. Selected by Pittsburgh on 1/18/95 in the NHL Waiver Draft.)	1993-94	48	4	7	11	47	—	—	—	—	—
28	John Hughes (D)	1980-81	—	—	—	—	—	3	0	1	1	6
21	Jody Hull (RW) (Acquired from Hartford on 7/9/90 for Carey Wilson and a 1991 3rd round draft choice (Michael Nylander). Traded to Ottawa on 7/28/92 for future considerations.)	1990-91—1991-92	50	5	8	13	12	—	—	—	—	—
5	Fred Hunt (RW)	1944-45	44	13	9	22	6	—	—	—	—	—
44	Matt Hunwick (D) (Signed as a free agent on 7/1/14. Left via free agency.)	2014-15	55	2	9	11	16	6	0	0	0	0
25	Larry Huras (D)	1976-77	2	0	0	0	0	—	—	—	—	—
32	Mike Hurlbut (D)	1992-93	23	1	8	9	16	—	—	—	—	—
11	Ron Hutchinson (C) (Selected on 6/10/88 in the NHL supplemental draft. Traded to Quebec on 9/7/93 for Alexander Karpovtsev.)	1960-61	9	0	0	0	0	—	—	—	—	—
38	Jarkko Immonen (C) (Acquired from Toronto on 3/3/04 with Maxim Kondratiev, a 2004 1st round draft choice (Chris Chucks) and a 2005 2nd round draft choice (Michael Sauer) for Brian Leetch and a 2004 4th round draft choice (Roman Kukumberg.) Left via free agency.)	2005-06—2006-07	20	3	5	8	4	—	—	—	—	—
10	Earl Ingarfield (C)	1958-59—1966-67	527	122	142	264	201	10	3	2	5	2
4	Ron Ingram (D)	1963-64—1964-65	19	1	3	4	10	—	—	—	—	—
27	Ted Irvine (LW)	1969-70—1974-75	378	86	91	177	438	60	10	18	28	102
2	Ivan Irwin (D)	1953-54—1955-56;										
		1957-58	151	2	26	28	214	5	0	0	0	8
15	Brad Isbister (LW) (Acquired from Carolina on 11/21/06 for Jakub Petruzalek. Left via free agency.)	2006-07	19	1	4	5	14	4	0	0	0	2
29	Don Jackson (D)	1986-87	22	1	0	1	91	—	—	—	—	—
14	Jeff Jackson (LW)	1986-87	9	5	1	6	15	6	1	1	2	16
68	Jaromir Jagr (RW) (Acquired from Washington on 1/23/04 for Anson Carter. Left via free agency.)	2003-04—2007-08	277	124	195	319	220	23	10	17	27	26
14	Jimmy Jamieson (D)	1943-44	1	0	1	1	0	—	—	—	—	—
15, 47,	Mark Janssens (C) (Selected in the 4th round, 72nd overall, in the 1986 Entry Draft. Traded to Minnesota on 3/10/92 for Mario Thyer and a 1993 3rd round draft choice (Maxim Galanov).)	1987-88—1991-92	157	14	15	29	338	15	5	1	6	16
27												
28	Doug Jarrett (D)	1975-76—1976-77	54	0	4	4	23	—	—	—	—	—
8	Pierre Jarry (LW)	1971-72	34	3	3	6	20	—	—	—	—	—
10, 17	Larry Jeffrey (LW)	1967-68—1968-69	122	3	10	13	27	7	0	0	0	2
15, 39	Chris Jensen (RW)	1985-86—1987-88	53	7	11	18	23	—	—	—	—	—
2	Joe Jerwa (D)	1930-31	33	4	7	11	72	—	—	—	—	—
26	Andreas Johansson (LW) (Claimed from the Calgary Flames in the NHL Waiver Draft on 9/29/00. Left via free agency.)	2001-02	70	14	10	24	46	—	—	—	—	—
6, 5	Don Johns (D)	1960-61;										
		1962-63—1964-65	148	2	21	23	70	—	—	—	—	—
3	Ching Johnson (D)	1926-27—1936-37	403	38	48	86	798	54	2	7	9	159
24	Jim Johnson (C)	1964-65—1966-67	8	1	0	1	0	—	—	—	—	—
3	Kim Johnson (D) (Selected in the 12th round, 286th overall, in the 1994 Entry Draft. Traded to Philadelphia with Jan Hlavac, Pavel Brendl and a 2003 3rd round draft choice (Stefan Ruzicka) for Eric Lindros and future considerations.)	1999-00—2000-01	151	11	36	47	86	—	—	—	—	—
17, 14	Ed Johnstone (RW)	1975-76;										
		1977-78—1982-83	371	109	125	234	319	53	13	10	23	83
21	Olli Jokinen (C) (Acquired from Calgary with Brandon Prust on 2/1/10 for Ales Kotalik and Christopher Higgins. Left via free agency.)	2009-10	26	4	11	15	22	—	—	—	—	—
6	Bob Jones (LW)	1968-69	2	0	0	0	0	—	—	—	—	—
16	Bing Juckes (LW)	1947-48; 1949-50	16	2	1	3	6	—	—	—	—	—
19	Bill Juzda (D)	1940-41—1941-42;										
		1945-46—1947-48	187	11	25	36	178	12	0	1	1	13
11, 15	Bob Kabel (C)	1959-60—1960-61	48	5	13	18	34	—	—	—	—	—
45	Dmitri Kalinin (D) (Signed as a free agent on 7/3/09. Traded to Phoenix with Nigel Dawes and Petr Prucha for Derek Morris on 3/4/09.)	2008-09	58	1	12	13	26	—	—	—	—	—
17	Alex Kaleta (LW)	1948-49—1950-51	181	32	37	69	84	10	0	3	3	0

ALL-TIME PLAYER REGISTER

NO.	NAME & POSITION	YEARS PLAYED	REGULAR SEASON					PLAYOFFS				
			GP	G	A	PTS	PIM	GP	G	A	PTS	PIM
13	Valeri Kamensky (LW) (Signed as a free agent on 7/6/99. Left via free agency.)	1999-00–2000-01	123	27	39	66	60	–	–	–	–	–
26	Sheldon Kannegiesser (D)	1972-73–1973-74	12	1	3	4	6	1	0	0	0	2
33	Dave Karpa (D) (Signed as a free agent on 7/1/01. Left via free agency.)	2001-02–2002-03	94	1	12	13	145	–	–	–	–	–
25	Alexander Karpovtsev (D) (Acquired from Quebec on 9/7/93 for Mike Hurlbut. Traded to Toronto on 10/14/98 with a 1999 4th round draft choice (Mirko Murovic) for Mathieu Schneider.)	1993-94–1998-99	280	22	75	97	211	44	2	8	10	36
6	Darius Kasparaitis (D) (Signed as a free agent on 7/2/02. Left via free agency.)	2002-03–2006-07	215	6	28	34	260	2	0	0	0	0
12	Mike Keane (RW) (Signed as a free agent on 7/7/97. Traded to Dallas on 3/24/98 with Brian Skrudland and a conditional draft choice (6th round – Pavel Patera) for Todd Harvey, Bob Errey and a 1998 4th round draft choice (Boyd Kane).)	1997-98	70	8	10	18	47	–	–	–	–	–
21	Mike Keating (LW)	1977-78	1	0	0	0	0	–	–	–	–	–
10, 11	Butch Keeling (LW)	1928-29–1937-38	455	136	55	191	250	47	11	11	22	34
6	Ralph Keller (D)	1962-63	3	1	0	1	6	–	–	–	–	–
38	Chris Kenady (RW) (Acquired from St. Louis on 2/13/99 as future considerations for Jeff Finley and Geoff Smith. Left via free agency.)	1999-00	2	0	0	0	0	–	–	–	–	–
6	Dean Kennedy (D)	1988-89	16	0	1	1	40	–	–	–	–	–
16	Ernest Kenny (D)	1930-31	6	0	0	0	0	–	–	–	–	–
12	Tim Kerr (RW) (Acquired from San Jose on 5/30/91 for Brian Mullen and future considerations. Traded to Hartford on 7/9/92 for future considerations.)	1991-92	32	7	11	18	12	8	1	0	1	0
19, 12	Kris King (LW) (Acquired from Detroit on 9/7/89 for Chris McRae and a 1990 5th round choice (Tony Burns.) Traded to Winnipeg on 12/28/92 with Tie Domi for Ed Olczyk.)	1989-90–1992-93	249	27	33	60	733	29	6	2	8	88
25	Steven King (RW) (Selected on 6/21/91 in the NHL supplemental draft. Selected by Anaheim on 6/24/94 in the NHL Expansion Draft.)	1992-93	24	7	5	12	16	–	–	–	–	–
16	Bobby Kirk (RW)	1937-38	39	4	8	12	14	–	–	–	–	–
6	Bob Kirkpatrick (C)	1942-43	49	12	12	24	6	–	–	–	–	–
11, 16	Kelly Kisio (C) (Acquired from Detroit on 7/29/86 with Lane Lambert and Jim Leavins for Glen Hanlon, a 1987 3rd round draft choice (Dennis Holland), a 1988 3rd round draft choice (Guy Dupuis) and future considerations. Selected by Minnesota on 5/30/91 in the NHL Expansion Draft.)	1986-87–1990-91	336	110	195	305	415	18	2	9	11	19
*8	Kevin Klein (D) (Acquired from Nashville on 1/22/14 for Michael Del Zotto.)	2013-14–2015-16	164	19	39	58	44	44	1	8	9	15
3	Scot Kleinfelder (D)	1982-83–1983-84	53	2	11	13	43	6	0	2	2	2
22	Tomas Kloucek (D) (Selected in the 5th round, 131st overall, in the 1998 Entry Draft. Traded to Nashville on 12/12/02 with Rem Murray and Marek Zidlicky for Mike Dunham.)	2000-01–2001-02	95	2	7	9	211	–	–	–	–	–
22	Mike Knuble (RW) (Acquired from Detroit on 10/1/98 for a 1999 3rd round draft choice; Traded to Boston on 3/10/00 for Rob DiMaio.)	1998-99–1999-00	141	24	25	49	44	–	–	–	–	–
26	Joe Kocur (RW) (Acquired from Detroit on 3/5/91 with Per Djoo for Kevin Miller, Dennis Vial and Jim Cummins. Traded to Vancouver on 3/20/96 for Kay Whitmore.)	1990-91–1995-96	278	14	15	29	537	48	2	4	6	84
25	Chad Kolarik (C) (Acquired from Columbus on 11/11/2010 for Dane Byers.)	2010-11	4	0	1	1	2	–	–	–	–	–
24	Maxim Kondratiev (D) (Acquired from Toronto on 3/3/04 with Jarkko Immonen, a 2004 1st round draft choice (Chris Chucks) and a 2005 2nd round draft choice (Michael Sauer), for Brian Leetch and a 2004 4th round draft choice (Roman Kukanberg.) Traded to Anaheim on 1/8/06 for Petr Sykora and a 2007 4th round draft pick.)	2005-06	29	1	2	3	22	–	–	–	–	–
23	Chris Kontos (C)	1982-83–1984-85	78	12	16	28	65	–	–	–	–	–
6	Mike Korney (RW)	1978-79	18	0	1	1	18	–	–	–	–	–
60, 29	Lauri Korpikoski (LW) (Selected in the 1st round, 19th overall, in the 2004 Entry Draft. Traded to Phoenix for Enver Lisin on 7/13/09.)	2007-08	68	6	8	14	64	8	1	2	3	0
4	Michael Kostka (D) (Signed as a free agent on 7/1/14. Left via free agency.)	2014-15	7	0	1	1	0	–	–	–	–	–
12	Ales Kotalik (RW) (Signed as a free agent on 7/9/09. Traded to Calgary with Christopher Higgins on 2/11/10 for Dill Jokinien and Brandon Brust.)	2009-10	45	8	14	22	38	–	–	–	–	–
16	Dick Kotanen (D)	1950-51	1	0	0	0	0	–	–	–	–	–
24	Chris Kotsopoulos (D)	1980-81	54	4	12	16	153	–	–	–	–	–
27	Alex Kovalev (RW) (Selected in the 1st round, 15th overall, in the 1991 Entry Draft. Traded to Pittsburgh on 11/25/98 with Harry York for Petr Nedved, Sean Pronger and Chris Tamer. Acquired from Pittsburgh on 2/10/03 with Dan LaCouture, Janne Laukkanen and Mike Wilson for Joel Bouchard, Richard Lintner, Michael Samuelsson and Rico Fata. Traded to Montreal on 3/2/04 for Jozef Balef and a 2004 2nd round draft choice (Bruce Graham.)	1992-93–1998-99; 2002-03–2003-04	492	142	188	330	533	44	16	23	39	42
6	Steve Kraftcheck (D)	1951-52–1952-53	127	10	18	28	75	–	–	–	–	–
*20	Chris Kreider (LW) (Selected in the 1st round, 19th overall, in the 2009 Entry Draft.)	2011-12–2015-16	248	61	68	129	224	65	20	13	33	40
12	Jason Krog (C)	2006-07	9	2	0	2	0	–	–	–	–	–
20	Joe Krol (LW)	1936-37; 1938-39	2	1	1	2	0	–	–	–	–	–
22	Jim Krulicki (LW)	1970-71	27	0	2	2	6	–	–	–	–	–
15	Aggie Kukulowicz (C)	1952-53–1953-54	4	1	0	1	0	–	–	–	–	–
18	Stu Kulak (RW)	1986-87	3	0	0	0	0	–	–	–	–	–
19, 14	Eddie Kullman (RW) (Acquired from Los Angeles on 3/14/96 with Marty McSorley and Shane Churla for Ray Ferraro, Mattias Norstrom, Ian Laperriere, Nathan LaFayette and a 1997 4th round draft choice (Sean Blanchard.) Left via free agency.)	1947-48–1948-49; 1950-51–1953-54	343	56	70	126	298	6	1	0	1	2
17	Alan Kuntz (LW)	1941-42; 1945-46	45	10	12	22	12	6	1	0	1	2
17	Jari Kurri (RW) (Acquired from Los Angeles on 3/14/96 with Marty McSorley and Shane Churla for Ray Ferraro, Mattias Norstrom, Ian Laperriere, Nathan LaFayette and a 1997 4th round draft choice (Sean Blanchard.) Left via free agency.)	1995-96	14	1	4	5	2	11	3	5	8	2
25	Orland Kurtenbach (C) (Signed as a free agent on 7/1/14. Left via free agency.)	1960-61; 1966-67–1969-70	198	30	61	91	191	15	2	4	6	50
8	Larry Kwong (RW)	1947-48	1	0	0	0	0	–	–	–	–	–
19	Bill Kyle (C)	1949-50–1950-51	3	0	3	3	0	–	–	–	–	–

ALL-TIME PLAYER REGISTER

NO.	NAME & POSITION	YEARS PLAYED	REGULAR SEASON				PLAYOFFS					
			GP	G	A	PTS	PIM	GP	G	A	PTS	PIM
15, 6	Gus Kyle (D)	1949-50—1950-51	134	5	8	13	235	12	1	2	3	30
19	Nick Kypreos (LW)	1993-94—1995-96	128	7	12	19	272	13	0	2	2	8
	(Acquired from Hartford on 11/2/93 with Steve Larmer, Barry Richter and a 1994 6th round draft choice (Yuri Litvinov) for James Patrick and Darren Turcotte. Traded to Toronto on 2/29/96 with Wayne Presley for Bill Berg and Sergio Momesso.)											
15	Mike Labadie (RW)	1952-53	3	0	0	0	0	—	—	—	—	—
18, 19	Gordon Labossiere (C)	1963-64—1964-65	16	0	0	0	12	—	—	—	—	—
17	Max Labovitch (RW)	1943-44	5	0	0	0	4	—	—	—	—	—
20	Guy Labrie (D)	1944-45	27	2	2	4	14	—	—	—	—	—
39	Dan LaCouture (LW)	2002-03—2003-04	83	6	6	12	82	—	—	—	—	—
	(Acquired from Pittsburgh on 2/10/03 with Alex Kovalev, Janne Laukkanen and Mike Wilson for Joel Boucharde, Richard Lintner, Mikael Samuelsson and Rico Fata. Left via free agency.)											
32, 37	Daniel Lacroix (C)	1993-94—1995-96	30	2	2	4	30	—	—	—	—	—
	(Selected in the 2nd round, 31st overall, in the 1987 Entry Draft. Traded to Boston on 8/19/94 for Glen Featherstone. Claimed off waivers from Boston on 3/23/95. Signed with Philadelphia on 7/15/96 as a free agent.)											
28	Eric Lacroix (LW)	1998-99—2000-01	146	8	12	20	63	—	—	—	—	—
	(Acquired from Los Angeles on 2/12/99 for Sean Pronger. Traded to Ottawa on 3/1/01 for Colin Forbes.)											
22	Nathan LaFayette (C)	1994-95—1995-96	17	0	0	0	0	8	0	0	0	2
	(Acquired from Vancouver on 4/7/95 for Corey Hirsch. Traded to Los Angeles on 3/14/96 with Mattias Norstrom, Ian Laperriere, Ray Ferraro and a 1997 4th round draft choice (Sean Blanchard) for Marty McSorley, Shane Churla and Jari Kurri.)											
10	Guy Lafleur (RW)	1988-89	67	18	29	45	12	4	1	0	1	0
16	Pat LaFontaine (C)	1997-98	67	23	39	62	36	—	—	—	—	—
	(Acquired from Buffalo on 9/29/97 for a 1998 2nd round draft choice (Andrew Peters) and future considerations. Retired following the 1998-99 season.)											
15	Jason Lafreniere (C)	1988-89	38	8	16	24	6	3	0	0	0	17
2	Tom Laidlaw (D)	1980-81—1986-87	510	20	99	119	561	38	2	9	11	52
14	Lane Lambert (RW)	1986-87	18	2	2	4	33	—	—	—	—	—
21, 16,	Jean-Paul Lamirande (D)	1946-47—1947-48;										
22		1949-50	48	5	5	10	26	8	0	0	0	4
38, 33	Bryce Lampman (D)	2003-04—2006-07	10	0	0	0	2	—	—	—	—	—
	(Selected in the 4th round, 113th overall, in the 2001 Entry Draft. Rights traded to Tampa Bay on 7/4/07 for rights to Mitch Fritz.)											
16	Jack Lancien (D)	1946-47—1947-48;										
		1949-50—1950-51;	63	1	5	6	35	6	0	1	1	2
12	Myles Lane (D)	1928-29	24	2	0	2	24	—	—	—	—	—
15, 19	Darren Langdon (LW)	1994-95—1999-00	277	14	15	29	735	12	0	0	0	2
	(Signed as a free agent on 8/16/93. Traded to Carolina on 8/4/00 with Rob Dimaio in exchange for Sandy McCarthy and a conditional draft choice Bryce Lampman.)											
4	Albert Langlois (D)	1961-62—1963-64	173	13	34	47	184	6	0	1	1	2
22	Ian Laperriere (C)	1995-96	28	1	2	3	53	—	—	—	—	—
	(Acquired from St. Louis on 12/28/95 for Stephane Matteau. Traded to Los Angeles on 3/14/96 with Mattias Norstrom, Ray Ferraro, Nathan LaFayette and a 1997 4th round draft choice (Sean Blanchard) for Marty McSorley, Shane Churla and Jari Kurri.)											
10	Edgar Laprade (C)	1945-46—1954-55	500	108	172	280	42	18	4	9	13	4
28	Steve Larmer (RW)	1993-94—1994-95	115	35	54	89	57	23	9	7	16	14
	(Acquired from Hartford on 11/2/93 with Nick Kypreos, Barry Richter and a 1994 6th round draft choice (Yuri Litvinov) for Darren Turcotte and James Patrick. Retired following the 1994-95 season.)											
20	Claude Larose (LW)	1979-80—1981-82	25	4	7	11	2	2	0	0	0	0
18	Cory Larose (C)	2003-04	7	0	1	1	4	—	—	—	—	—
	(Acquired from Minnesota on 2/20/03 for Jay Henderson. Left via free agency.)											
10, 24	Pierre Larouche (RW)	1983-84—1987-88	253	123	120	243	59	26	14	12	26	8
39	Steve Larouche (C)	1995-96	1	0	0	0	0	—	—	—	—	—
	(Acquired from Ottawa on 10/5/95 for Jean-Yves Roy. Traded to Los Angeles on 1/14/96 for Chris Snell.)											
19	Norm Larson (RW)	1946-47	1	0	0	0	0	—	—	—	—	—
44	Jim Latos (RW)	1988-89	1	0	0	0	0	—	—	—	—	—
18	Phil Latrelle (RW)	1960-61	4	0	0	0	2	—	—	—	—	—
39	Peter Laviolette (D)	1988-89	12	0	0	0	6	—	—	—	—	—
17	Brian Lawton (C)	1988-89	30	7	10	17	39	—	—	—	—	—
2	Hal Laycoe (D)	1945-46—1946-47	75	1	14	15	31	—	—	—	—	—
24	Jim Leavins (D)	1986-87	4	0	1	1	4	—	—	—	—	—
18	Al LeBrun (D)	1960-61; 1965-66	6	0	2	2	4	—	—	—	—	—
18	Albert LeDuc (D)	1933-34	10	0	0	0	6	2	0	0	0	0
30	Grant Ledyard (D)	1984-85—1985-86	69	10	21	31	73	3	0	2	2	4
2	Brian Leetch (D)	1987-88—2003-04	1129	240	741	981	508	82	28	61	89	30
	(Selected in the 1st round, 9th overall, in the 1986 Entry Draft. Traded to Toronto on 3/3/04 with a conditional draft choice (Roman Kukumberg) for Maxim Kondratiev, Jarkko Immonen, a 2004 1st round draft choice (Lauri Kopkiposki) and a 2005 2nd round draft choice (Michael Sauer.)											
24	Sylvain Lefebvre (D)	1999-00—2002-03	229	4	30	34	131	—	—	—	—	—
	(Signed as a free agent on 7/19/99. Left via free agency.)											
5	Roger Leger (D)	1943-44	7	1	2	3	2	—	—	—	—	—
4	Randy Legge (D)	1972-73	12	0	2	2	2	—	—	—	—	—
28	Mikko Leinonen (C)	1981-82—1983-84	159	31	77	108	69	19	2	11	13	28
14, 9	Real Lemieux (LW)	1969-70; 1973-74	62	4	6	10	51	—	—	—	—	—
18	Tony Leswick (LW)	1945-46—1950-51	368	113	89	202	420	18	5	6	11	20
14	Joe Levandoski (RW)	1946-47	8	1	1	2	0	—	—	—	—	—
11	Alex Levinsky (D)	1934-35	21	0	4	4	6	—	—	—	—	—
22	Danny Lewicki (LW)	1954-55—1957-58	280	76	90	166	107	16	0	4	4	8
27	Dale Lewis (LW)	1975-76	8	0	0	0	0	—	—	—	—	—
26	Igor Liba (LW)	1988-89	10	2	5	7	15	—	—	—	—	—
6	Doug Lidster (D)	1993-94;										
		1995-96—1997-98	177	8	19	27	131	31	4	5	9	24
	(Acquired from Vancouver on 6/25/93 as future considerations for trade sending John Vanbiesbroeck to Vancouver on 6/20/93. Traded to St. Louis on 7/24/94 with Esa Tikkanen for Petr Nedved. Acquired from St. Louis on 7/31/95 for Jay Wells. Signed as a free agent by Dallas on 2/26/99.)											
55	David Liffiton (D)	2005-06—2006-07	3	0	0	0	9	—	—	—	—	—
	(Acquired from Colorado on 3/8/04 with Chris McAllister, and a 2nd round draft choice (David Shantz) for Matthew Barnaby and a 2004 3rd round draft choice (Denis Parshin.) Left via free agency.)											

ALL-TIME PLAYER REGISTER

NO.	NAME & POSITION	YEARS PLAYED	REGULAR SEASON					PLAYOFFS				
			GP	G	A	PTS	PIM	GP	G	A	PTS	PIM
*48, 24	Oscar Lindberg (C) (Acquired from Phoenix on 5/8/11 for Ethan Werek.)	2014-15 - 2015-16	69	13	15	28	43	2	0	0	0	2
21	Johan Lindbom (RW) (Selected in the 6th round, 134th overall, in the 1997 Entry Draft.)	1997-98	38	1	3	4	28	-	-	-	-	-
88	Eric Lindros (C) (Acquired from Philadelphia with future considerations on 8/20/01 for Kim Johnsson, Jan Hlavac, Pavel Brendl and a 2003 3rd round draft choice (Stefan Ruzicka.) Left via free agency.)	2001-02-2003-04	192	66	92	158	339	-	-	-	-	-
21	Richard Lintner (D) (Acquired from Nashville on 3/19/02 for Peter Smrek. Traded to Pittsburgh on 2/10/03 with Joel Boucharde, Rico Fata, Mikael Samuelsson for Alex Kovalev, Dan LaCouture, Janne Laukkonen and Mike Wilson.)	2002-03	10	1	0	1	0	-	-	-	-	-
81	Enver Lisin (RW) (Acquired from Phoenix on 7/13/09 for Lauri Korpikoski. Left via free agency.)	2009-10	57	6	8	14	18	-	-	-	-	-
28	Bill Lochead (LW)	1979-80	7	0	0	0	4	-	-	-	-	-
84	Corey Locke (C) (Signed as a free agent on 7/3/09. Left via free agency.)	2009-10	3	0	0	0	0	-	-	-	-	-
14	Troy Loney (LW) (Claimed off waivers from the Islanders on 4/7/95. Retired following 1994-95 season.)	1994-95	4	0	0	0	0	1	0	0	0	0
25	Jim Lorentz (C)	1971-72	5	0	0	0	0	-	-	-	-	-
4	Kevin Lowe (D) (Acquired from Edmonton I2/11/92 for Roman Oksitski and a 1993 3rd round draft choice (Alexander Kerch.) Signed by Edmonton on 9/28/96 as a free agent.)	1992-93-1995-96	217	10	38	48	262	42	1	5	6	36
19	Odie Lowe (C)	1948-49-1949-50	4	1	1	2	0	-	-	-	-	-
4	Don Luce (C)	1969-70-1970-71	21	1	3	4	8	5	0	1	1	4
9	Pentti Lund (RW)	1948-49-1950-51	182	36	41	77	38	12	6	5	11	0
26, 21, 17	Jamie Lundmark (C) (Selected in the 1st round, 9th overall, in the 1999 Entry Draft. Traded to Phoenix on 10/18/05 for Jeff Taffe.)	2002-03-2005-06	114	11	19	30	55	-	-	-	-	-
29, 19	Roman Lyashenko (C) (Acquired from Dallas with Martin Rucinsky on 3/12/02 for Manny Malhotra and Barrett Heisten.)	2001-02-2002-03	17	2	0	2	0	-	-	-	-	-
15	Vic Lynn (LW/D)	1942-43	1	0	0	0	0	-	-	-	-	-
43	Jason MacDonald (RW) (Signed as a free agent on 12/11/03. Left via free agency.)	2003-04	4	0	0	0	19	-	-	-	-	-
2, 8, 14	Kilby MacDonald (LW) (Acquired from Edmonton on 3/21/94 for Todd Marchant. Signed with Philadelphia on 7/6/94 as a free agent.)	1939-40-1940-41; 1943-44-1944-45	151	36	34	70	47	15	1	2	3	4
14	Parker MacDonald (LW) (Signed as a free agent on 7/9/98. Traded to Dallas on 2/5/01 for future considerations.)	1956-57-1957-58; 1959-60	119	15	18	33	54	7	2	3	5	2
19, 17	Hub Macey (LW)	1941-42-1942-43	18	6	8	14	0	1	0	0	0	0
12, 14	Bruce MacGregor (RW)	1970-71-1973-74	220	62	73	135	44	52	10	14	24	14
14	Ian MacIntosh (F)	1952-53	4	0	0	0	4	-	-	-	-	-
37	Norm Maciver (D)	1986-87-1988-89	66	9	26	35	28	-	-	-	-	-
11	Bill MacKenzie (D)	1934-35	20	1	0	1	10	3	0	0	0	0
2	Reg Mackey (D)	1926-27	34	0	0	0	16	1	0	0	0	0
15	John MacLean (RW) (Signed as a free agent on 7/9/98. Traded to Dallas on 2/5/01 for future considerations.)	1998-99-2000-01	161	46	51	97	98	-	-	-	-	-
26	Brian MacLellan (LW)	1985-86	51	11	21	32	47	16	2	4	6	15
12	Bob MacMillan (RW)	1974-75	22	1	2	3	4	-	-	-	-	-
6	Al MacNeil (D)	1966-67	58	0	4	4	44	4	0	0	0	2
14	Craig MacTavish (C) (Acquired from Edmonton on 3/21/94 for Todd Marchant. Signed with Philadelphia on 7/6/94 as a free agent.)	1993-94	12	4	2	6	11	23	1	4	5	22
2	John Mahaffy (C)	1943-44	28	9	20	29	0	-	-	-	-	-
23	Vladimir Malakhov (D) (Signed as a free agent on 7/10/00. Traded to Philadelphia on 3/8/04 for Rick Kozak and a 2005 2nd round draft choice.)	2000-01-2003-04	211	12	53	65	192	-	-	-	-	-
6	Manny Malhotra (C) (Selected in the 1st round, 7th overall, in the 1998 Entry Draft. Traded to Dallas with Barrett Heisten on 3/12/02 for Martin Rucinsky and Roman Lyashenko.)	1998-99-2001-02	206	19	22	41	90	-	-	-	-	-
8	Marek Malik (D) (Signed as a free agent on 8/2/05. Left via free agency.)	2005-06-2007-08	185	6	43	49	196	14	1	4	5	16
16, 26	Troy Mallette (LW) (Selected in the 2nd round, 22nd overall, in the 1988 Entry Draft. Awarded to Edmonton on 9/9/91 as compensation for signing Adam Graves.)	1989-90-1990-91	150	25	26	51	557	15	2	2	4	99
24	Ryan Malone (LW) (Signed as a free agent on 9/11/14. Contract was terminated.)	2014-15	6	0	0	0	4	-	-	-	-	-
26	Dave Maloney (D)	1974-75-1984-85	605	70	225	295	1115	48	7	17	24	91
12	Don Maloney (LW)	1978-79-1988-89	653	195	307	502	739	85	22	35	57	99
26	Mike Maneluk (RW) (Claimed on waivers on 3/4/99 from Chicago. Signed by Philadelphia on 8/2/99 as a free agent.)	1998-99	4	0	0	0	4	-	-	-	-	-
5	Gus Mancuso (RW)	1942-43	21	6	8	14	13	-	-	-	-	-
16	Jack Mann (C)	1943-44-1944-45	9	3	4	7	0	-	-	-	-	-
19	Ray Manson (LW)	1948-49	1	0	1	1	0	-	-	-	-	-
27	Paul Mara (D) (Acquired from Boston on 2/27/07 for Aaron Ward. Left via free agency.)	2006-07-2007-08	156	8	35	43	164	27	3	4	7	46
14	Bud Maracle (F)	1930-31	11	1	3	4	4	4	0	0	0	0
39	Todd Marchant (C) (Selected in the 7th round, 164th overall, in the 1993 Entry Draft. Traded to Edmonton on 3/21/94 for Craig MacTavish.)	1993-94	1	0	0	0	0	-	-	-	-	-
42	Dave Marcynyszyn (D) (Signed as a free agent on 8/5/92. Left via free agency.)	1992-93	2	0	0	0	2	-	-	-	-	-
25	Mario Marios (D)	1977-78-1980-81	166	15	52	67	356	28	0	6	6	34
29	Ray Markham (C)	1979-80	14	1	1	2	21	7	1	0	1	24
6	Billes Marotte (D)	1973-74-1975-76	180	10	66	76	131	15	0	2	2	10
4	Gert Marshall (D)	1972-73	8	0	0	0	14	6	0	1	1	8
22	Don Marshall (LW)	1963-64-1969-70	479	129	141	270	40	15	3	2	5	2
17	Clare Martin (D)	1951-52	15	0	1	1	8	-	-	-	-	-
40	Brandon Mashinter (LW) (Acquired from San Jose on 1/16/13 for Tommy Grant and a conditional draft pick. Traded to Chicago on 12/6/13 for Kyle Beach.)	2012-13 - 2013-14	10	0	0	0	10	-	-	-	-	-

ALL-TIME PLAYER REGISTER

NO.	NAME & POSITION	YEARS PLAYED	REGULAR SEASON				PLAYOFFS					
			GP	G	A	PTS	PIM	GP	G	A	PTS	PIM
16	Charles Mason (RW)	1934-35—1935-36	74	6	14	20	44	4	0	1	1	0
32	Stephane Matteau (LW)	1993-94—1995-96	85	11	10	21	49	32	6	4	10	30
(Acquired from Chicago on 3/21/94 with Brian Noonan for Tony Amonte and Matt Oates. Traded to St. Louis on 12/28/95 for Ian Laperriere.)												
26	Brad Maxwell (D)	1986-87	9	0	4	4	6	—	—	—	—	—
34	Jim Mayer (RW)	1979-80	4	0	0	0	0	—	—	—	—	—
12	Sam McAdam (LW)	1930-31	4	0	0	0	0	—	—	—	—	—
24	Chris McAllister (D)	2003-04	12	0	1	1	12	—	—	—	—	—
(Acquired from Colorado on 3/8/04 with David Liffiton and a 2004 2nd round draft choice for Matthew Barnaby and a 2004 3rd round draft choice. Left via free agency.)												
28	Bryan McCabe (D)	2010-11	19	2	4	6	6	5	0	2	2	14
(Acquired from Florida on 2/26/11 for Tim Kennedy and a 2011 third-round draft choice. Left via free agency.)												
20	Dunc McCallum (D)	1965-66	2	0	0	0	2	—	—	—	—	—
28	Dan McCarthy (C)	1980-81	5	4	0	4	4	—	—	—	—	—
10	Sandy McCarthy (RW)	2000-01—2002-03; 2003-04	258	28	32	60	425	—	—	—	—	—
(Acquired from Carolina on 8/4/00 with a conditional draft choice (Bryce Lampman) for Rob DiMaio and Darren Langdon. Left via free agency. Claimed off waivers from Boston 3/9/04. Left via free agency.)												
9, 39	Rob McClanahan (LW)	1981-82—1983-84	141	33	43	76	77	19	4	10	14	14
39	Shawn McCosh (C)	1994-95	5	1	0	1	2	—	—	—	—	—
(Signed as a free agent on 8/17/93. Left via free agency.)												
21	Bill McCreary, Sr. (LW)	1953-54—1954-55	10	0	2	2	2	—	—	—	—	—
19	Bill McDonagh (LW)	1949-50	4	0	0	0	2	—	—	—	—	—
*27	Ryan McDonagh (D)	2010-11 - 2015-16	390	43	127	170	164	84	8	26	34	37
(Acquired from Montreal on 6/30/09 with Chris Higgins, Pavel Valentenko, and Doug Janik for Scott Gomez, Tom Pyatt, and Mike Busto.)												
6	Bucko McDonald (D)	1943-44—1944-45	81	7	15	22	14	—	—	—	—	—
11	Jack McDonald (RW)	1943-44	43	10	9	19	6	—	—	—	—	—
14	Robert McDonald (RW)	1943-44	1	0	0	0	0	—	—	—	—	—
22, 28	Mike McDougal (RW)	1978-79; 1980-81	3	0	0	0	0	—	—	—	—	—
6, 27	Mike McEwen (D)	1976-77—1979-80; 1985-86	242	42	92	134	141	18	2	11	13	8
18	Sandy McGregor (RW)	1963-64	2	0	0	0	2	—	—	—	—	—
*42, 6	Dylan McLirath (D)	2013-14 - 2015-16	37	2	2	4	80	1	0	0	0	0
(Selected in the 1st round, 10th overall, in the 2010 Entry Draft.)												
14	John McIntyre (C)	1992-93	11	1	0	1	4	—	—	—	—	—
(Acquired from Los Angeles on 3/22/93 for Mark Hardy and a 1993 5th round draft choice (Frederick Beaubien.) Selected by Vancouver on 10/3/93 in the NHL Waiver Draft.)												
25	Tony McKegney (RW)	1986-87	64	29	17	46	56	6	0	0	0	12
21	Steve McKenna (LW)	2001-02	54	2	1	3	144	—	—	—	—	—
(Signed as a free agent on 8/28/01. Left via free agency.)												
17	Don McKenzie (C)	1962-63—1963-64	76	17	33	50	10	—	—	—	—	—
14	John McKenzie (RW)	1965-66	35	6	5	11	36	—	—	—	—	—
14, 19	Jackie McLeod (RW)	1949-50—1952-53; 1954-55	106	14	23	37	12	7	0	0	0	0
18, 12												
4, 6	Mike McMahon (D)	1963-64—1965-66; 1971-72	61	0	13	13	50	—	—	—	—	—
21, 37	George McPhee (LW)	1982-83—1986-87	109	21	24	45	247	29	5	3	8	69
16	Brian Reynolds (C)	1990-91	1	0	0	0	0	—	—	—	—	—
(Selected in the 6th round, 112th overall, in the 1985 Entry Draft. Signed as a free agent with Winnipeg on 6/8/99. Acquired from Winnipeg on 7/10/90 for Simon Wheelodon. Left via free agency.)												
55, 36	Marty McSorley (D)	1995-96	9	0	2	2	21	4	0	0	0	0
(Acquired from Los Angeles on 3/14/96 with Jari Kurri and Shane Churla for Ray Ferraro, Mattias Norstrom, Ian Laperriere, Nathan LaFayette and a 1997 4th round draft choice (Sean Blanchard.) Traded to San Jose on 8/20/96 for Jay More, Brian Swanson and a 1997 4th round draft choice (Adam Colagiacomo.)												
23	Jayson Megna (C)	2015-16	6	1	1	2	2	—	—	—	—	—
(Signed as a free agent on 7/1/15. Left via free agency.)												
12	Dick Meissner (RW)	1963-64—1964-65	36	3	5	8	0	—	—	—	—	—
30	Larry Melnyk (D)	1985-86—1987-88	133	4	21	25	281	22	1	2	3	50
8	Jan Mertzig (D)	1998-99	23	0	2	2	8	—	—	—	—	—
(Selected in the 9th round, 235th overall, in the 1998 Entry Draft.)												
28, 29	Joby Messier (D)	1992-93—1994-95	25	0	4	4	24	—	—	—	—	—
(Selected in the 6th round, 118th overall, in the 1989 Entry Draft. Left via free agency.)												
11	Mark Messier (C)	1991-92—1996-97; 2000-01—2003-04	698	250	441	691	667	70	29	51	80	69
(Acquired from Edmonton on 10/4/91 with future considerations (Jeff Beukeboom) for Bernie Nicholls, Steven Rice and Louie DeBrusk. Signed as a free agent by Vancouver on 7/28/97. Signed as a free agent on 7/13/00. Retired on 9/12/05.)												
18, 12, 9	Larry Mickey (RW)	1965-66—1967-68	19	0	2	2	2	—	—	—	—	—
9	Nick Mickoski (LW)	1947-48—1954-55	362	88	93	181	129	14	1	6	7	2
11	Rick Middleton (RW)	1974-75—1975-76	124	46	44	90	33	3	0	0	0	2
12	Jim Mikol (D)	1964-65	30	1	3	4	6	—	—	—	—	—
4	Hib Milks (LW)	1931-32	45	0	4	4	12	7	0	0	0	0
32, 23	Corey Millen (C)	1989-90—1991-92	19	4	5	9	12	6	1	2	3	0
(Selected in the 3rd round, 57th overall, in the 1982 Entry Draft. Traded to Los Angeles on 12/23/91 for Randy Gilhen.)												
*47, 10	J.T. Miller (C)	2012-13—2015-16	196	37	39	76	95	28	1	12	13	8
(Selected in the 1st round, 15th overall, in the 2011 Entry Draft.)												
40, 10	Kelly Miller (RW)	1984-85—1986-87	117	19	36	55	76	19	3	4	7	6
32, 26	Kevin Miller (RW)	1988-89—1990-91	103	20	37	57	67	1	0	0	0	0
(Selected in the 10th round, 202nd overall, in the 1984 Entry Draft. Traded to Detroit on 3/5/91 with Dennis Vial and Jim Cummins for Joe Kocur and Per Djoos.)												
24	Warren Miller (RW)	1979-80	55	7	6	13	17	6	1	0	1	0
29	Boris Mironov (D)	2002-03—2003-04	111	6	22	28	120	—	—	—	—	—
(Acquired from Chicago on 1/8/03 for a 2004 fourth round draft choice. Left via free agency.)												

ALL-TIME PLAYER REGISTER

NO.	NAME & POSITION	YEARS PLAYED	REGULAR SEASON				PLAYOFFS					
			GP	G	A	PTS	PIM	GP	G	A	PTS	PIM
34	John Mitchell (C) (Acquired from Toronto on 2/28/11 for a 2012 7th round draft choice. Left via free agency.)	2011-12	63	5	11	16	8	18	0	1	1	2
21	Bill Moe (D) (Acquired from Toronto on 2/28/11 for a 2012 7th round draft choice. Left via free agency.)	1944-45–1948-49	261	11	42	53	163	1	0	0	0	0
5	Lloyd Mohns (D)	1943-44	1	0	0	0	0	—	—	—	—	—
24	Randy Moller (D) (Acquired from Quebec on 10/5/89 for Michel Petit. Traded to Buffalo on 3/9/92 for Jay Wells.)	1989-90–1991-92	164	7	38	45	378	16	1	8	9	43
16	Larry Molyneux (D)	1937-38–1938-39	45	0	1	1	20	3	0	0	0	8
32	Sergio Momesso (LW) (Acquired from Toronto with Bill Berg on 2/29/96 for Wayne Presley and Nick Kyproes. Traded to St. Louis on 11/3/96 for Brian Noonan.)	1995-96–1996-97	28	4	4	8	41	11	3	1	4	14
15	Hartrand Monahan (RW)	1974-75	6	0	1	1	4	—	—	—	—	—
28, 18	Dominic Moore (C) (Selected in the 3rd round, 95th overall, in the 2000 Entry Draft. Traded to Nashville on 7/19/06 for Adam Hall. Signed as a free agent on 7/5/13. Left via free agency.)	2003-04–2005-06; 2013-14–2015-16	322	31	50	81	106	53	5	7	12	44
49	Greg Moore (RW) (Acquired from Calgary on 3/6/04 with Jamie McLennan and Blair Betts for Chris Simon and a 2004 7th round draft choice (Matt Schneider.) Left via free agency.)	2007-08	6	0	0	0	0	—	—	—	—	—
17	John Moore (D) (Acquired from Columbus on 4/3/13 with Derick Brassard, Derek Dorsett, and a 6th round pick in the 2014 Entry Draft (later traded), for Marian Gaborik, Steven Delisle, and Blake Parlett. Traded to Arizona on 3/1/15 with Anthony Duclair, a 2nd round pick in the 2015 Entry Draft (later traded), and a conditional 1st round pick in the 2016 Entry Draft for Keith Yandle, Chris Summers, and a 4th round pick in the 2016 Entry Draft.)	2012-13–2014-15	125	6	21	27	49	33	0	3	3	18
21	Jayson More (D) (Selected in the 1st round, 10th overall, in the 1988 Entry Draft. Traded to Minnesota on 11/1/89 for Dave Archibald. Acquired from San Jose on 8/20/96 with Brian Swanson and future considerations for Marty McSorley. Traded to Phoenix on 2/6/97 for Mike Eastwood and Dallas Eakins.)	1988-89; 1996-97	15	0	1	1	25	—	—	—	—	—
12	Howie Morenz (C)	1935-36	19	2	5	7	6	—	—	—	—	—
53	Derek Morris (D) (Calquired from Phoenix for Nigel Dawes, Petr Prucha and Dmitri Kairin on 3/4/09. Left via free agency.)	2008-09	18	0	8	8	16	7	0	2	2	0
8	Moe Morris (D)	1948-49	18	0	1	1	8	—	—	—	—	—
2	Jim Morrison (D)	1960-61	19	1	6	7	6	—	—	—	—	—
21	Mark Morrison (C)	1981-82; 1983-84	10	1	1	2	0	—	—	—	—	—
33, 4	Mike Mottau (D) (Selected in the 3rd round, 95th overall, in the 2000 Entry Draft. Traded to Calgary on 1/22/03 for a conditional draft choice.)	2000-01–2001-02	19	0	3	3	13	—	—	—	—	—
14	Chris Mueller (C) (Signed as a free agent on 7/1/14. Left via free agency.)	2014-15	7	1	1	2	0	—	—	—	—	—
19	Brian Mullen (RW) (Acquired from Winnipeg on 6/8/87 with a 1987 10th round draft choice (Bret Barnett) for a 1988 5th round draft choice (Benoit Lebeau) and a 1989 3rd round draft choice. Traded to San Jose on 5/30/91 with future considerations for Tim Kerr.)	1987-88–1990-91	307	100	148	248	188	18	2	5	7	12
14	Don Murdoch (RW)	1976-77–1979-80	221	97	93	190	110	21	8	8	16	16
9	Murray Murdoch (LW)	1926-37	508	84	108	192	197	55	8	11	19	28
14	Mike Murphy (RW)	1972-73–1973-74	31	6	5	11	5	10	0	0	0	0
15, 10	Ron Murphy (LW)	1952-53–1956-57	207	41	60	101	141	10	0	1	1	2
10, 25	Garth Murray (LW) (Selected in the 3rd round, 79th overall, in the 2001 Entry Draft. Traded to Montreal on 9/6/05 for Marcel Hossa.)	2003-04	20	1	0	1	24	—	—	—	—	—
17	Rem Murray (C) (Acquired from Edmonton with Tom Poti on 3/19/02 for Mike York and a 2002 4th round draft choice (Ivan Koltsov.) Traded to Nashville on 12/12/02 with Tomas Kloucek and Marek Zidlicky for Mike Dunham.)	2001-02–2002-03	43	7	8	15	8	—	—	—	—	—
18	Vic Myles (D)	1942-43	45	6	9	15	57	—	—	—	—	—
*61	Rick Nash (LW) (Acquired from Columbus on 7/23/12 with Steven Delisle and a 3rd round pick in the 2013 Entry Draft (Pavel Buchnevich) for Artem Anisimov, Brandon Dubinsky, Tim Erixon, and a 1st round pick in the 2013 Entry Draft (Kerby Rychel).)	2012-13–2015-16	248	104	82	186	128	61	11	22	33	16
91	Markus Naslund (Signed as a free agent on 3/20/08. Retired on 5/4/09.)	2008-09	82	24	22	46	57	7	1	2	3	10
36	Rumun Ndur (D) (Claimed on waivers on 12/18/98 from Buffalo. Claimed on waivers by Atlanta on 1/21/99.)	1998-99	31	1	3	4	46	—	—	—	—	—
3	Stan Neckar (D) (Acquired from Ottawa on 11/27/99 for Bill Berg and a 1999 2nd round draft choice (Jordan Leopold.) Traded to Phoenix on 3/23/99 for Jason Doig and a 1999 8th round draft choice (Jay Dardis.)	1998-99	18	0	0	0	8	—	—	—	—	—
34	Vaclav Nedomansky (RW)	1982-83	35	12	8	20	0	—	—	—	—	—
10, 93	Petr Nedved (C) (Acquired from St. Louis on 7/24/94 for Esa Tikkanen and Doug Lidster. Traded to Pittsburgh on 8/31/95 with Sergei Zubov for Ulf Samuelsson and Luc Robitaille. Acquired from Pittsburgh on 11/25/98 with Chris Tamer and Sean Pronger for Alex Kovalev and Harry York. Traded to Edmonton on 3/3/04 with Jussi Markkanen for Dwight Helminen, Steve Valiquette and a 2004 2nd round draft choice (Dane Byers.)	1994-95; 1998-99–2003-04	478	149	202	351	312	10	3	2	5	6
15	Jim Neilson (D)	1962-63–1973-74	810	60	238	298	766	65	2	16	18	61
13	Sergei Nemchinov (C) (Selected in the 12th round, 244th overall, in the 1990 Entry Draft. Traded to Vancouver on 3/8/97 with Brian Noonan for Russ Courtnall and Esa Tikkanen.)	1991-92–1996-97	418	105	120	225	151	52	7	15	22	20
47	Steve Nemeth (C)	1987-88	12	2	0	2	2	—	—	—	—	—
21	Lance Nethery (C)	1990-91–1991-92	38	11	12	23	12	14	5	3	8	9
8	Bob Nevin (RW)	1963-64–1970-71	505	168	174	342	105	33	6	12	18	8
45, 28	Kris Newbury (C) (Acquired from Detroit on 3/3/10 for Jordan Owens. Traded to Philadelphia on 7/11/13 for Danny Syvret.)	2010-11–2012-13	24	0	2	2	68	3	0	0	0	2
24	Dan Newman (LW)	1976-77–1977-78	100	14	21	35	59	3	0	0	0	4
9	Bernie Nicholls (C) (Acquired from Los Angeles on 10/20/90 for Tomas Sandstrom and Tony Granato. Traded to Edmonton on 10/4/91 with Steven Rice and Louie DeBrusk for Mark Messier and future considerations (David Shaw for Jeff Beukeboom on 11/12/91.)	1989-90–1991-92	104	37	73	110	116	15	11	8	19	24
25	Graeme Nicolson (D)	1982-83	10	0	0	0	9	—	—	—	—	—
36	Jeff Nielsen (RW) (Selected in the 4th round, 69th overall, in the 1990 Entry Draft. Left via free agency.)	1996-97	2	0	0	0	2	—	—	—	—	—
10	Ville Nieminen (LW) (Signed as a free agent on 8/4/05. Traded to San Jose on 3/8/06 for a 2006 3rd round draft choice.)	2005-06	48	5	12	17	53	—	—	—	—	—

ALL-TIME PLAYER REGISTER

NO.	NAME & POSITION	YEARS PLAYED	REGULAR SEASON						PLAYOFFS					
			GP	G	A	PTS	PIM	GP	G	A	PTS	PIM		
30	Chris Nilan (RW)	1987-88—1989-90	85	11	14	25	332	8	0	2	2	57		
	(Acquired from Montreal on 1/27/88 for a switch of 1st round draft choices. Traded to Boston on 6/28/90 for Greg Johnston and future considerations.)													
19, 11	Ulf Nilsson (C)	1978-79—1982-83	170	57	112	169	85	25	8	14	22	27		
16, 28	Brian Noonan (RW)	1993-94—1994-95; 1996-97	101	24	24	48	66	27	4	7	11	25		
	(Acquired from Chicago on 3/21/94 with Stephane Matteau for Tony Amonte and Matt Dates. Signed with St. Louis on 7/24/95 as a free agent. Acquired from St. Louis on 11/3/96 for Sergio Momesso. Traded to Vancouver on 3/8/97 with Sergei Nemchinov for Russ Courtnall and Esa Tikkanen.)													
14, 5	Mattias Norstrom (D)	1993-94—1995-96	43	2	6	8	13	3	0	0	0	0		
	(Selected in the 2nd round, 48th overall, in the 1992 Entry Draft. Traded to Los Angeles on 3/4/96 with Ray Ferraro, Ian Laperrriere, Nathan LaFayette and a 1997 4th round choice (Sean Blanchard) for Marty McSorley, Shane Churla and Jari Kurri.)													
28	Lawrence Nycholat (D)	2003-04	9	0	0	0	6	—	—	—	—	—		
	(Acquired from Minnesota on 3/11/03 for Johan Holmqvist.) Left via free agency.													
92	Michael Nylander (C)	2005-06—2006-07	160	49	113	162	118	14	6	8	14	2		
	(Signed as a free agent on 8/10/04. Left via free agency.)													
14	Russell Oatman (F)	1928-29	27	1	1	2	10	6	0	0	0	0		
5	Buddy O'Connor (C)	1947-48	238	62	102	164	12	18	5	6	11	4		
25	John Ogradnick (LW)	1987-88—1991-92	338	126	128	254	106	20	8	3	11	0		
	(Acquired from Quebec on 9/30/87 with David Shaw for Jeff Jackson and Terry Carkner. Left via free agency.)													
12	Eddie Olczyk (LW)	1992-93—1994-95	103	18	22	40	58	1	0	0	0	0		
	(Acquired from Winnipeg on 12/28/92 for Kris King and Tie Domi. Traded to Winnipeg on 4/7/95 for their 1995 5th round draft choice (Alexei Vasiliiev).)													
26	David Oliver (RW)	1996-97	14	2	1	3	4	3	0	0	0	0		
	(Claimed on waivers from Edmonton on 2/22/97. Left via free agency.)													
29	Krzysztof Oliwa (LW)	2002-03	9	0	0	0	51	—	—	—	—	—		
	(Acquired from Pittsburgh on 6/23/02 for future considerations. Traded to Boston on 11/6/03 for a 2004 9th round draft choice.)													
28	Colton Orr (RW)	2005-06—2007-08	224	4	7	11	522	12	0	0	0	30		
	(Claimed off waivers from the Boston Bruins on 11/29/05. Left via free agency.)													
41	Jed Ortmeyer (RW)	2003-04—2006-07	177	9	15	24	76	13	1	0	1	6		
	(Signed as a free agent on 5/10/03. Left via free agency.)													
19, 20	Mark Osborne (LW)	1983-84—1986-87 1994-95	253	61	74	135	32	7	1	0	1	2		
	(Acquired from Detroit on 6/13/83 with Willie Huber and Mike Blaisdell for Ron Duguay, Ed Johnstone and Eddie Mio. Traded to Toronto on 3/5/87 for Jeff Jackson and their 1989 3rd round draft choice (Rob Zamuner). Signed as a free agent 1/20/95. Left via free agency.)													
24	Sandis Ozolinsh (D)	2005-06—2006-07	40	3	14	17	28	3	0	0	0	6		
	(Acquired from Anaheim on 3/19/06 for San Jose's 2006 3rd round draft choice. Left via free agency.)													
11	Wilf Paiment (RW)	1985-86	8	1	6	7	13	16	5	5	10	45		
12	Daniel Paille (LW)	2015-16	12	0	0	0	0	—	—	—	—	—		
	(Signed as a free agent on 1/21/16. Left via free agency.)													
14	Aldo Palazzari (RW)	1943-44	12	2	0	2	0	—	—	—	—	—		
38	P.A. Parenteau (LW)	2009-10	22	3	5	8	4	—	—	—	—	—		
	(Acquired from Chicago on 10/11/07 for a conditional 7th round selection in 2008. Left via free agency.)													
2	Brad Park (D)	1968-69—1975-76	465	95	263	378	738	64	12	32	44	129		
27	Joe Paterson (LW)	1987-88—1988-89	41	1	4	5	149	—	—	—	—	—		
6	Larry Patey (C)	1983-84—1984-85	16	1	3	4	16	5	0	1	1	6		
3	James Patrick (D)	1983-84—1993-94	671	104	363	467	541	63	5	26	31	62		
	(Selected in the 1st round, 9th overall, in the 1981 Entry Draft. Traded to Hartford on 11/2/93 with Darren Turcotte for Steve Larmer, Nick Kyros, Barry Richter and their 1994 6th round draft choice (Yuri Litvinov).)													
9, 18	Lynn Patrick (LW)	1934-35—1942-43; 1945-46	455	145	190	335	240	44	10	6	16	22		
2, 15	Muzz Patrick (D)	1937-38—1940-41; 1945-46	166	5	26	31	133	25	4	0	4	34		
11	Stephen Patrick (RW)	1984-85—1985-86	71	15	21	36	100	1	0	0	0	0		
16, 40	Mark Pavelich (C)	1981-82—1985-86	341	133	185	318	326	23	7	17	24	14		
18	Jim Pavese (D)	1987-88	14	0	1	1	48	—	—	—	—	—		
12, 16	Mel Pearson (LW)	1959-60; 1961-62; 1962-63—1964-65	36	2	5	7	25	—	—	—	—	—		
3	Fern Perreault (LW)	1947-48; 1949-50	3	0	0	0	0	—	—	—	—	—		
4	Frank Peters (D)	1930-31	44	0	0	0	59	4	0	0	0	2		
21	Garry Peters (C)	1965-66	63	7	3	10	42	—	—	—	—	—		
24, 17	Michel Petit (D)	1987-88—1988-89	133	17	49	66	377	4	0	2	2	27		
38	Ronald Petrovicky (RW)	2002-03	66	5	9	14	77	—	—	—	—	—		
	(Claimed in the NHL Waiver Draft from the Calgary Flames on 10/4/02. Claimed by in the NHL Waiver Draft by the Atlanta Thrashers on 10/.)													
11	Gordon Pettinger (C)	1932-33	35	1	2	3	18	8	0	0	0	0		
32	Dave Pichette (D)	1987-88	6	1	3	4	4	—	—	—	—	—		
2, 16	Alf Pike (C)	1939-40—1942-43; 1945-46—1946-47	234	42	77	119	145	21	4	2	6	12		
47	Rich Pilon (D)	1999-00—2000-01	123	2	15	17	25	—	—	—	—	—		
	(Claimed off waivers from the New York Islanders on 12/1/99. Left via free agency.)													
18	Ales Piza (D)	2002-03	3	0	0	0	0	—	—	—	—	—		
	(Acquired from Edmonton on 3/11/03 with Anson Carter for Radek Dvorak and Cory Cross, left via free agency.)													
2, 25	Bob Plager (D)	1964-65—1966-67	29	0	5	5	40	—	—	—	—	—		
24	Pierre Plante (RW)	1978-79	70	6	25	31	37	18	0	6	6	20		
8	Walt Poddubny (C)	1986-87—1987-88	152	78	97	175	125	6	0	0	0	8		
22	Thomas Pock (D)	2003-04—2007-08	59	7	7	14	20	4	0	3	3	4		
	(Signed as a free agent on 3/24/04. Claimed off waivers by the NY Islanders on 9/29/08.)													
29, 41	Rudy Poeschek (RW)	1987-88—1989-90	68	0	2	2	256	—	—	—	—	—		
	(Selected in the 12th round, 238th overall, in the 1985 Entry Draft. Traded to Winnipeg on 1/22/91 for Guy Larose.)													
14	Bud Poile (RW)	1949-50	28	3	6	9	8	—	—	—	—	—		
19	Johnny Polich (RW)	1939-40—1940-41	3	0	1	1	0	—	—	—	—	—		
20	Greg Polis (LW)	1974-75—1978-79	275	65	76	141	196	3	0	0	0	6		
19	Larry Popein (C)	1954-55—1960-61	402	75	127	202	150	16	1	4	5	6		
34	Peter Popovic (D)	1998-99	68	1	4	5	40	—	—	—	—	—		
	(Acquired from Montreal on 6/30/98 for Sylvain Blouin and a 1999 6th round draft choice (later traded to Phoenix - Erik Lewerstrom.) Traded to Pittsburgh on 9/30/99 for Kevin Hatcher.)													

ALL-TIME PLAYER REGISTER

NO.	NAME & POSITION	YEARS PLAYED	REGULAR SEASON					PLAYOFFS				
			GP	G	A	PTS	PIM	GP	G	A	PTS	PIM
3, 16	Tom Poti (D) (Acquired from Edmonton with Rem Murray on 3/19/02 for Mike York and a 2002 4th round draft choice (Ivan Koltsov.) Left via free agency.)	2001-02–2005-06	231	25	78	103	177	4	0	0	0	2
38, 44	Corey Potter (D) (Selected in the 3rd round, 122nd overall, in the 2003 Entry Draft. Left via free agency.)	2008-09–2009-10	8	1	1	2	2	—	—	—	—	—
67	Benoit Pouliot (LW) (Signed as a free agent on 7/5/13. Left via free agency.)	2013-14	80	15	21	36	56	25	5	5	10	26
8	Darroll Powe (C) (Acquired from Minnesota on 2/4/13 with Nick Palmieri for Mike Rupp. Left via free agency.)	2012-13 – 2013-14	35	0	0	0	18	3	0	0	0	0
11, 2	Babe Pratt (D)	1935-36–1942-43	307	27	97	124	299	39	9	8	17	70
17	Dean Prentice (LW)	1952-53–1962-63	666	186	236	422	263	19	2	7	9	20
18	Wayne Presley (RW)	1995-96	61	4	6	10	7	—	—	—	—	—
15	Noel Price (D)	1959-60–1960-61	7	0	0	0	4	—	—	—	—	—
47	Pat Price (D)	1986-87	13	0	2	2	49	6	0	1	1	27
32	Sean Pronger (C) (Acquired from Pittsburgh on 11/25/98 with Petr Nedved and Chris Tamer for Alex Kovalev and Harry York. Traded to Los Angeles on 2/12/99 for Eric Lacroix.)	1998-99	14	0	3	3	4	—	—	—	—	—
20	Vinny Prospal (C) (Signed as free agent on 8/17/09. Left via free agency.)	2009-10-2010-11	104	29	52	81	40	5	1	0	1	0
25	Petr Prucha (RW) (Selected in the 8th round, 240th overall, in the 2002 Entry Draft. Traded to Phoenix with Nigel Dawes and Dmitri Kalinin for Derek Morris on 3/2/04.)	2005-06–2008-09	237	63	50	113	100	17	1	1	2	4
8	Brandon Prust (L) (Acquired from Calgary with Olli Jokinen on 2/1/10 for Ales Kotarik and Christopher Higgins. Left via free agency.)	2009-10–2011-12	190	22	33	55	381	24	1	2	3	35
5, 45	Dale Purinton (D) (Selected in the 5th round, 117th overall, in the 1995 Entry Draft. Left via free agency.)	1999-00–2003-04	191	4	16	20	578	—	—	—	—	—
24	Jamie Pushor (D) (Acquired from Columbus on 1/23/04 for a 2004 8th round draft choice (Matt Greer.) Left via free agency.)	2003-04	7	0	0	0	0	—	—	—	—	—
17	Jean Pusie (D)	1933-34	19	0	2	2	17	—	—	—	—	—
14	Taylor Pyatt (LW) (Signed as a free agent on 7/3/12. Claimed on waivers by Pittsburgh on 1/2/14.)	2012-13 – 2013-14	70	6	6	12	16	12	2	2	4	4
12	Leo Quenneville (F)	1929-30	25	0	3	3	10	3	0	0	0	0
5	Stephane Quintal (D) (Signed as a free agent on 7/6/99. Claimed off waivers by Chicago on 10/4/00.)	1999-00	75	2	14	16	77	—	—	—	—	—
23	Karel Rachunek (D) (Acquired from Ottawa on 3/9/04 with Alexandre Giroux for Greg de Vries. Left via free agency.)	2003-04–2006-07	78	7	23	30	42	6	0	4	4	2
7, 9	Don Raleigh (C)	1943-44; 1947-48–1955-56	535	101	219	320	96	18	6	5	11	6
19, 14	Jean Ratelle (C)	1960-61–1975-76	862	336	481	817	192	65	9	33	42	14
5	Mel Read (C)	1946-47	6	0	0	0	8	—	—	—	—	—
6	Wade Redden (D) (Signed as a free agent on 7/1/08. Bought out on 1/16/13.)	2008-09–2009-10	156	5	35	40	68	7	0	2	2	0
11	William Regan (D)	1929-30–1930-31	52	2	1	3	53	8	0	0	0	2
11	Oliver Reinikka (F)	1926-27	16	0	0	0	0	—	—	—	—	—
4	Erik Reitz (D) (Acquired from Minnesota for Dan Fritsche on 2/1/09. Claimed off waivers by Toronto on 3/4/09.)	2008-09	11	0	0	0	24	—	—	—	—	—
5	Leo Reise, Jr. (D)	1952-53–1953-54	131	7	20	27	124	—	—	—	—	—
2	Leo Reise, Sr. (D)	1929-30	12	0	1	1	8	—	—	—	—	—
20	Pascal Rheaume (C) (Signed as a free agent on 10/22/03. Claimed off waivers by St. Louis on 1/29/04.)	2003-04	17	0	0	0	5	—	—	—	—	—
10	Steven Rice (RW) (Selected in the 1st round, 20th overall, in the 1989 Entry Draft. Traded to Edmonton on 10/4/91 with Bernie Nicholls and Louie DeBruk for Mark Messier and future considerations (David Shaw for Jeff Beukeboom on 11/2/91.)	1990-91	11	1	1	2	4	2	2	1	3	6
19	Brad Richards (C) (Signed as a free agent on 7/2/11. Contract bought out on 6/20/14.)	2011-12 – 2013-14	210	56	95	151	54	55	12	16	28	14
18	Dave Richardson (LW)	1963-64–1964-65	41	3	2	5	25	—	—	—	—	—
41	Steve Richmond (D)	1983-84–1985-86	77	2	12	14	263	4	0	0	0	12
29	Barry Richter (D) (Acquired from Hartford on 11/2/93 with Nick Kypros, Steve Larmer and a 1994 6th round draft choice (Yuri Litvinov) for Darren Turcotte and James Patrick. Left via free agency.)	1995-96	4	0	1	1	0	—	—	—	—	—
18	Mike Ridley (C)	1985-86–1986-87	118	38	63	101	89	16	6	8	14	26
4	Vic Ripley (LW)	1933-34–1934-35	39	5	14	19	12	2	1	0	1	4
12	Patrick Rissmiller (Signed as a free agent on 7/1/08. Traded to Atlanta on 8/2/10 with Donald Brashear for Todd White.)	2008-09	2	0	0	0	0	—	—	—	—	—
19	Alex Ritson (LW)	1944-45	1	0	0	0	0	—	—	—	—	—
21	Wayne Rivers (RW)	1968-69	4	0	0	0	0	—	—	—	—	—
21	Bert Robertsson (D) (Acquired from Columbus on 11/9/00 for Jean-Francois Labbe. Traded to Nashville on 3/7/01 for Ryan Tobler.)	2000-01	2	0	0	0	4	—	—	—	—	—
5	Doug Robinson (LW)	1964-65–1966-67	73	16	26	42	10	—	—	—	—	—
20	Luc Robitaille (LW) (Acquired from Pittsburgh on 8/31/95 with Ulf Samuelsson for Petr Nedved and Sergei Zubov. Traded to Los Angeles on 8/28/97 for Kevin Stevens.)	1995-96–1996-97	146	47	70	117	128	26	5	12	17	12
25, 24	Mike Robitaille (D)	1969-70–1970-71	15	1	1	2	15	—	—	—	—	—
16	Leon Rochefort (RW)	1960-61; 1962-63	24	5	4	9	6	—	—	—	—	—
5	Normand Rochefort (D) (Acquired from Quebec on 8/1/88 with Jason Lafreniere for Walt Poddubny, Bruce Bell, Jari Gronstrand and a 1989 4th round draft choice (Eric Dubois.) Signed as a free agent by Tampa Bay on 9/27/93.)	1988-89–1991-92	112	7	15	22	108	—	—	—	—	—
12	Edmond Rodden (F)	1930-31	24	0	3	3	8	—	—	—	—	—
17, 27	Mike Rogers (C)	1981-82–1985-86	316	117	191	308	142	14	1	10	11	6
5	Dale Rolfe (D)	1970-71–1974-75	244	13	66	79	190	50	5	17	22	59
19	Len Ronson (LW)	1960-61	13	2	1	3	10	—	—	—	—	—
9	Paul Ronty (C)	1951-52–1954-55	260	45	114	159	62	—	—	—	—	—
2, 15	Jim Ross (D)	1951-52–1952-53	62	2	11	13	29	—	—	—	—	—

ALL-TIME PLAYER REGISTER

NO.	NAME & POSITION	YEARS PLAYED	REGULAR SEASON				PLAYOFFS					
			GP	G	A	PTS	PIM	GP	G	A	PTS	PIM
3, 33	Michal Rozsival (D) (Signed as a free agent on 8/29/05. Traded to Phoenix for Wojtek Wolski on 1/10/11.)	2005-06-2010-11	432	42	134	176	374	31	4	10	14	32
22	Bobby Rousseau (RW)	1971-72—1974-75	236	41	116	157	30	38	9	22	31	15
15	Ronnie Rowe (LW)	1947-48	5	1	0	1	0	—	—	—	—	—
8	Jean-Yves Roy (RW) (Signed as a free agent on 7/20/92. Traded to Ottawa on 10/6/95 for Steve Larouche.)	1994-95	3	1	0	1	2	—	—	—	—	—
20	Steve Rucchin (C) (Acquired from Anaheim on 8/23/05 for Trevor Gillies and a conditional pick in the 2007 Entry Draft. Left via free agency.)	2005-06	72	13	23	36	10	4	1	0	1	0
19, 26	Martin Rucinsky (RW) (Acquired from Dallas with Roman Lyashenko on 3/12/02 for Manny Malhotra and Barrett Heisten. Left via free agency. Signed as a free agent 8/28/03. Traded to Vancouver on 3/9/04 for Martin Grenier and the rights to R.J. Umberger. Signed as a free agent on 8/3/05. Left via free agency.)	2001-02; 2003-04—2005-06	136	32	78	110	124	2	0	1	1	2
44	Lindy Ruff (D) (Acquired from Buffalo on 3/7/89 for a 1990 5th round draft choice (Richard Smeplik.) Left via free agency.)	1989-89—1990-91	83	3	12	15	135	10	0	3	3	29
29	Reijo Ruotsalainen (D)	1981-82—1985-86	389	99	217	316	154	43	11	16	27	22
19	Duane Rupp (D)	1962-63	2	0	0	0	0	—	—	—	—	—
71, 17	Mike Rupp (C) (Signed as a free agent on 7/1/11. Traded to Minnesota on 2/4/13 for Nick Palmieri and Darroll Powe.)	2011-12—2012-13	68	4	1	5	109	20	0	0	0	36
16	Church Russel (LW/C)	1945-48	90	20	16	36	12	—	—	—	—	—
21	Simo Saarinen (D)	1984-85	8	0	0	0	8	—	—	—	—	—
4, 3	Larry Sacharuk (D)	1972-73—1973-74;	75	9	11	20	18	—	—	—	—	—
2, 5		1975-76—1976-77										
26, 8	Kjell Samuelsson (D)	1985-86—1986-87	39	2	6	8	60	9	0	1	1	8
37	Mikael Samuelsson (RW) (Acquired from San Jose on 6/24/01 with Christian Gosselin for Adam Graves. Traded to Pittsburgh on 2/10/03 with Joel Bouchard, Richard Lintner, and Rico Fata for Alex Kovalev, Dan LaCouture, Janne Laukkanen and Mike Wilson.)	2001-02—2002-03	125	14	24	38	55	—	—	—	—	—
5	Ulf Samuelsson (D) (Acquired from Pittsburgh on 8/31/95 with Luc Robitaille for Petr Nedved and Sergei Zubov. Traded to Detroit on 3/23/99 for a 1999 2nd round draft choice (David Inman) and the return of the Rangers 2000 3rd round draft choice (from the Mike Knuble trade.)	1995-96—1998-99	287	14	46	60	475	26	1	7	8	46
16, 4	Derek Sanderson (C)	1974-75—1975-76	83	25	25	50	110	3	0	0	0	0
5	Charlie Sands (C)	1943-44	9	0	2	2	0	—	—	—	—	—
28	Tomas Sandstrom (RW) (Selected in the 2nd round, 36th overall, in the 1982 Entry Draft. Traded to Los Angeles on 1/20/90 with Tony Granato for Bernie Nicholls.)	1984-85—1989-90	407	173	207	380	563	29	8	12	20	52
24	Bobby Sanguinetti (D) (Selected in the 1st round, 21st overall, in the 2006 Entry Draft. Traded to Carolina on 6/26/10 for a 2nd round selection in 2010.)	2009-10	5	0	0	0	4	—	—	—	—	—
6	Glen Sather (LW)	1970-71—1973-74	188	18	24	42	193	38	0	2	2	47
56, 38	Michael Sauer (D) (Selected in the 2nd round, 40th overall, in the 2005 Entry Draft. Left via free agency.)	2008-09—2011-12	98	4	14	18	96	5	0	1	1	0
10, 33	Marc Savard (C) (Selected in the 3rd round, 91st overall, in the 1995 Entry Draft. Traded to Calgary on 6/26/10 with a 1999 1st round draft choice (Oleg Saprykin) for Jan Hlavac, a 1999 1st round draft choice (Jamie Lundmark) and a 1999 3rd round draft choice (Patrick Aufero.)	1997-98—1998-99	98	10	41	51	42	—	—	—	—	—
17	Chuck Scherza (C)	1943-44—1944-45	27	5	5	10	29	3	0	1	1	6
18	Ken Schinkel (RW)	1959-60—1963-64;										
25, 21	Mathieu Schneider (D) (Acquired from Toronto on 10/4/98 for Alexander Karpovtsev and a 1999 4th round draft choice (Mirko Murovic.) Selected by Columbus in the NHL Expansion Draft on 6/23/00.)	1996-97	265	34	55	89	77	6	0	1	1	0
28	John Scott (D) (Acquired from Chicago on 2/27/12 for a 2012 5th round draft choice. Left via free agency.)	2011-12	6	0	0	0	5	—	—	—	—	—
11	Laurie Scott (F)	1927-28	23	0	1	1	6	—	—	—	—	—
13	Richard Scott (RW) (Signed as a free agent on 5/8/01. Left via free agency.)	2001-02; 2003-04	10	0	0	0	28	—	—	—	—	—
42	Brandon Segal (RW) (Signed as a free agent on 7/11/12. Left via free agency.)	2012-13	1	0	0	0	2	—	—	—	—	—
21, 2	Earl Seibert (D)	1931-32—1935-36	202	27	41	68	338	—	—	—	—	—
16	Rod Seiling (D)	1963-64—1974-75	644	50	198	248	425	54	3	6	9	47
16	George Senick (LW)	1952-53	13	2	3	5	8	—	—	—	—	—
36	Pierre Sevigny (LW) (Signed as a free agent on 8/27/97. Left via free agency.)	1997-98	3	0	0	0	2	—	—	—	—	—
6, 5	Eddie Shack (RW)	1958-59—1960-61	141	16	26	42	236	—	—	—	—	—
18	Joe Shack (LW)	1942-43; 1944-45	70	9	27	36	20	—	—	—	—	—
14	Brendan Shanahan (LW) (Signed as a free agent on 7/9/06. Left via free agency.)	2006-07—2007-08	140	52	56	108	82	20	6	6	12	20
27, 21	David Shaw (D) (Acquired from Quebec on 9/30/87 with John Ogradnick for Jeff Jackson and Terry Carkner. Traded to Edmonton on 11/2/91 for Jeff Beukeboom as compensation for the 10/4/91 trade.)	1987-88—1991-92	240	17	57	74	314	10	0	2	2	41
6	Bobby Sheehan (C)	1978-79	—	—	—	—	—	15	4	3	7	8
45	Jody Shelley (LW) (Acquired from San Jose on 2/12/10 for a 6th-round or conditional 5th-round draft pick in 2011. Left via free agency.)	2009-10	21	2	4	6	37	—	—	—	—	—
45	James Sheppard (C) (Acquired from San Jose on 3/11/15 for a 4th round pick in the 2016 Entry Draft. Left via free agency.)	2014-15	14	2	0	2	9	13	1	1	2	8
23	Ray Sheppard (RW) (Acquired from Buffalo on 7/9/90 for cash. Signed as a free agent by Detroit on 8/5/91.)	1990-91	59	24	23	47	21	—	—	—	—	—
3	Fred Shero (D)	1947-48—1949-50	145	6	14	20	137	13	0	2	2	8
4	Alex Shibicky (LW)	1935-36—1941-42;	322	110	91	201	161	40	12	12	24	12
4		1945-46										
4	Alex "Babe" Siebert (LW)	1932-33—1933-34	55	9	11	20	56	8	1	0	1	12
18	Mike Siklenka (LW) (Claimed in the NHL Waiver Draft from Philadelphia on 10/3/03. Claimed off waivers by Philadelphia on 11/5/03.)	2003-04	1	0	0	0	0	—	—	—	—	—
16	Dave Silk (RW)	1979-80—1982-83	141	30	33	63	112	9	2	4	6	4
41	Mike Sittala (RW)	1986-87—1987-88	4	0	0	0	0	—	—	—	—	—

ALL-TIME PLAYER REGISTER

NO.	NAME & POSITION	YEARS PLAYED	REGULAR SEASON					PLAYOFFS				
			GP	G	A	PTS	PIM	GP	G	A	PTS	PIM
17	Chris Simon (LW) (Signed as a free agent on 7/25/03. Traded to Calgary on 3/6/04 with a 2004 7th round draft choice for Blair Betts, Jamie McLennan and Greg Moore.)	2003-04	65	14	9	23	225	—	—	—	—	—
21	Reg Sinclair (RW)	1950-51–1951-52	139	38	31	69	103	—	—	—	—	—
20	Fredrik Sjoström (RW) (Acquired from Phoenix on 2/28/08 with David LeNeuve, Josh Gratton and a 2009 fifth round draft choice for AI Montoya and Marcel Hossa. Left via free agency.)	2007-08 - 2008-09	18	2	0	2	8	10	0	1	1	2
*76	Brady Skjei (D) (Selected in the 1st round, 28th overall, in the 2012 Entry Draft.)	2015-16	7	0	0	0	4	5	0	2	2	2
20	Brian Skrudland (C) (Signed as a free agent on 7/7/97. Traded to Dallas on 3/24/98 with Mike Keane and a 1998 conditional draft choice (8th round – Pavel Patera) for Todd Harvey, Bob Errey and a 1998 4th round draft choice (Boyd Kane).)	1997-98	59	5	6	11	39	—	—	—	—	—
20, 11	Ed Slawinski (RW)	1947-48–1952-53	291	58	74	132	63	16	2	6	8	6
14, 20, 10	Clint Smith (C)	1936-37–1942-43	281	80	115	195	12	31	4	5	9	2
15	Dallas Smith (D)	1977-78	29	1	4	5	23	1	0	1	1	0
21	Don Smith (RW)	1949-50	10	1	1	2	0	1	0	0	0	0
19	Floyd Smith (RW)	1960-61	29	5	9	14	0	—	—	—	—	—
14	Geoff Smith (D) (Signed as a free agent on 9/29/97. Traded to St. Louis on 2/13/99 with Jeff Finley for future considerations (Chris Kenady).)	1997-98–1998-99	19	1	1	2	8	—	—	—	—	—
17	Stan Smith (C)	1939-40–1940-41	9	2	1	3	0	—	—	—	—	—
25	Peter Smrek (D) (Acquired from St. Louis on 3/5/01 for Alexei Gusarov. Traded to Nashville on 3/19/02 for Richard Linner.)	2000-01–2001-02	22	0	4	4	16	—	—	—	—	—
8, 39	Brad Smyth (RW) (Acquired from Los Angeles on 11/4/97 for a conditional draft pick. Signed as a free agent by Nashville on 7/16/98. Signed as a free agent on 8/19/99. Left via free agency.)	1997-98; 2000-01	5	1	0	1	4	—	—	—	—	—
12	Art Somers (LW)	1931-32–1934-35	145	19	37	56	82	19	1	5	6	18
16	Glen Sonmor (LW)	1953-54–1954-55	28	2	0	2	21	—	—	—	—	—
15, 16, 21	Irv Spencer (D)	1959-60–1961-62	131	4	20	24	81	1	0	0	0	2
26	Martin St. Louis (RW) (Acquired from Tampa Bay on 3/5/14 with a 2nd round pick in the 2015 Entry Draft (later traded) for Ryan Callahan, a 1st round pick in the 2014 Entry Draft (later traded), a 1st round pick in the 2015 Entry Draft (later traded), and a 7th round pick in the 2015 Entry Draft (later traded). Retired on 7/21/15.)	2013-14–2014-15	93	22	38	60	24	44	9	13	22	6
12	Eric Staal (C) (Acquired from Carolina on 2/28/16 for Aleksii Saarela, a 2nd round pick in the 2016 Entry Draft, and a 2nd round pick in the 2017 Entry Draft. Left via free agency.)	2015-16	20	3	3	6	2	5	0	0	0	4
*18	Marc Staal (D) (Selected in the 1st round, 12th overall, in the 2005 Entry Draft.)	2005-16	617	34	112	146	332	92	6	13	19	40
25	Viktor Stalberg (LW) (Signed as a free agent on 7/1/15. Left via free agency.)	2015-16	75	9	11	20	22	5	0	0	0	6
19	Al Staley (C)	1948-49	1	0	1	1	0	—	—	—	—	—
8	Allan Stanley (D)	1948-49–1954-55	307	23	56	79	272	12	2	5	7	10
4	Wally Stanowski (D)	1948-49–1950-51	146	3	14	17	54	—	—	—	—	—
4	Harold Starr (D)	1934-35–1935-36	45	0	0	0	38	4	0	0	0	2
21	Bud Stefanski (C)	1977-78	1	0	0	0	0	—	—	—	—	—
21	Pete Stenkowski (C)	1970-71–1976-77	496	113	204	317	379	55	18	18	36	75
12	Lee Stempniak (RW) (Signed as a free agent on 7/19/14. Traded to Winnipeg on 3/1/15 for Carl Klingberg.)	2014-15	53	9	9	18	18	—	—	—	—	—
5	Ulf Sterner (LW)	1964-65	4	0	0	0	0	—	—	—	—	—
*21	Derek Stepan (C) (Selected in the 2nd round, 51st overall, in the 2008 Entry Draft.)	2010-11 - 2015-16	434	111	194	305	114	85	17	26	43	20
17	Kevin Stevens (LW) (Acquired from Los Angeles on 8/28/97 for Luc Robitaille. Left via free agency.)	1997-98–1999-00	199	40	52	92	237	—	—	—	—	—
16	Gaye Stewart (LW)	1951-52–1952-53	87	16	27	43	30	—	—	—	—	—
12	Ron Stewart (RW)	1967-68–1972-73	306	44	37	81	74	37	4	3	7	4
28, 32	P.J. Stock (C) (Signed as a free agent on 9/2/97. Signed as a free agent by Montreal on 7/7/00. Signed as a free agent on 8/23/01. Selected by Boston in the 2001 NHL Waiver Draft on 9/28/01.)	1997-98–1999-00	11	2	4	6	131	—	—	—	—	—
13	Jack Stoddard (RW)	1951-52–1952-53	80	16	15	31	31	—	—	—	—	—
26	Jarret Stoll (C) (Signed as a free agent on 8/10/15. Claimed off waivers by Minnesota on 12/15/15.)	2015-16	29	1	2	3	20	—	—	—	—	—
21	Blaine Stoughton (RW)	1983-84	14	5	2	7	4	—	—	—	—	—
21	Neil Strain (LW)	1952-53	52	11	13	24	12	—	—	—	—	—
82	Martin Straka (LW) (Signed as a free agent on 8/2/05. Left via free agency.)	2005-06–2007-08	224	65	122	187	88	24	5	15	20	20
32, 6	Anton Stralman (D) (Signed as a free agent on 11/5/11. Left via free agency.)	2011-12 - 2013-14	182	7	31	38	62	55	3	8	11	8
15, 10	Art Stratton (C)	1959-60	18	2	5	7	2	—	—	—	—	—
10	Art Strobel (LW)	1943-44	7	0	0	0	0	—	—	—	—	—
34	Jason Strudwick (D) (Signed as a free agent on 7/20/04. Left via free agency. Signed as a free agent on 3/19/07. Left via free agency.)	2005-06–2007-08	125	4	5	9	108	5	0	0	0	0
9	Doug Sullivan (RW)	1979-80–1980-81	63	8	8	16	34	3	1	0	1	0
7	Red Sullivan (C)	1956-57–1960-61	322	59	150	209	300	6	1	2	3	4
55	Chris Summers (D) (Acquired from Arizona on 3/1/15 with Keith Yandle and a 4th round pick in the 2016 Entry Draft for John Moore, Anthony Duclair, a 2nd round pick in the 2015 Entry Draft (later traded), and a conditional 1st round pick in the 2016 Entry Draft.)	2014-15 - 2015-16	6	0	0	0	4	—	—	—	—	—
38	Ronnie Sundin (D) (Selected in the 9th round, 237th overall, in the 1996 Entry Draft. Left via free agency.)	1997-98	1	0	0	0	0	—	—	—	—	—
24	Niklas Sundström (RW/LW) (Selected in the 1st round, 8th overall, in the 1993 Entry Draft. Traded to Tampa Bay on 6/26/99 with Dan Cloutier and 2000 1st (Nikita Alexeev) and 3rd round (Igor Radulov) draft choices for a 1999 1st round draft choice (Pavel Brendl).)	1995-96–1998-99	315	65	98	163	78	20	4	8	12	6
25	Peter Sundstrom (RW)	1983-84–1985-86	206	48	62	110	70	9	1	3	4	2
5	Bill Sweeney (C)	1959-60	4	1	0	1	0	—	—	—	—	—
37	Tim Sweeney (RW) (Signed as a free agent on 9/11/97. Retired following the 1997-98 season.)	1997-98	56	11	18	29	26	—	—	—	—	—

ALL-TIME PLAYER REGISTER

NO.	NAME & POSITION	YEARS PLAYED	REGULAR SEASON					PLAYOFFS				
			GP	G	A	PTS	PIM	GP	G	A	PTS	PIM
17	Petr Sykora (RW) (Acquired from Anaheim on 1/8/06 with a 2007 4th round draft choice, for defenseman Maxim Kondratiev. Left via free agency.)	2005-06	40	16	15	31	22	4	0	0	0	0
15	Jeff Taffe (LW) (Acquired from Phoenix on 10/18/05 in exchange for Jamie Lundmark. Traded to Phoenix on 1/24/06 for Martin Sonnenberg.)	2005-06	2	0	0	0	0	—	—	—	—	—
19	Dean Talafous (RW)	1978-79—1981-82	202	42	60	102	91	19	4	7	11	11
26, 35	Ron Talakoski (RW)	1986-87—1987-88	9	0	1	1	33	—	—	—	—	—
4	Chris Tamer (D) (Acquired from Pittsburgh on 11/25/98 with Petr Nedved and Sean Pronger for Alex Kovalev and Harry York. Selected by Atlanta in the 1999 NHL Expansion Draft.)	1998-99	52	1	5	6	92	—	—	—	—	—
15	Bill Taylor (C)	1947-48	2	0	0	0	0	—	—	—	—	—
19	G. Bill Taylor (C)	1964-65	2	0	0	0	0	—	—	—	—	—
12	Ralph Taylor (D)	1929-30	24	2	0	2	28	4	0	0	0	10
18, 5	Ted Taylor (LW)	1964-65—1965-66	8	0	1	1	6	—	—	—	—	—
26	Tim Taylor (C) (Signed as a free agent on 7/15/99. Traded to Tampa Bay on 6/30/01 for Nils Ekman and Kyle Fredrich.)	1999-00—2000-01	114	11	16	27	88	—	—	—	—	—
17	Spence Thatchell (D)	1942-43	1	0	0	0	0	—	—	—	—	—
58	Christian Thomas (RW) (Selected in the 2nd round, 40th overall in the 2010 NHL Entry Draft. Traded to Montreal on 7/2/13 for Danny Kristo.)	2012-13	1	0	0	0	0	—	—	—	—	—
8, 10	Paul Thompson (LW)	1926-27—1930-31	216	35	33	68	144	24	3	2	5	40
14	Fred Thurier (C)	1944-45	50	16	19	35	14	—	—	—	—	—
44	Billy Tibbetts (RW) (Signed as a free agent on 12/16/02.)	2002-03	11	0	0	0	12	—	—	—	—	—
10	Esa Tikkanen (LW) (Acquired from Edmonton on 3/17/93 for Doug Weight. Traded to St. Louis on 7/24/94 with Doug Lidster for Petr Nedved. Acquired from Vancouver on 3/8/97 with Russ Courtnall for Sergei Nemchinov and Brian Noonan. Left via free agency. Signed on 10/9/98 as a free agent. Left via free agency.)	1992-93—1993-94; 1996-97; 1998-99	144	25	42	67	176	38	13	7	20	60
6	Mark Tinordi (D)	1987-88	24	1	2	3	50	—	—	—	—	—
18, 17	Walt Tkaczuk (LW)	1967-68—1990-91	945	227	451	678	556	93	19	32	51	119
29	Jeff Toms (LW) (Claimed off waivers from the New York Islanders on 1/13/01. Claimed off waivers by the Pittsburgh Penguins on 3/16/02.)	2000-01—2001-02	53	8	5	13	10	—	—	—	—	—
12	Zellio Toppazzini (RW)	1950-51—1951-52	71	15	14	29	31	—	—	—	—	—
14	Wes Trainor (RW)	1948-49	17	1	2	3	6	—	—	—	—	—
42	John Tripp (RW) (Signed as a free agent on 1/7/03. Left via free agency.)	2002-03	9	1	2	3	2	—	—	—	—	—
14	Guy Trotter (RW)	1968-69	2	0	0	0	0	—	—	—	—	—
4	Rene Trudel (RW)	1945-46—1947-48	129	24	28	52	72	5	0	0	0	2
8	Darren Turcotte (C) (Selected in the 6th round, 114th overall, in the 1986 Entry Draft. Traded to Hartford on 11/2/93 with James Patrick for Steve Larmer, Nick Kyroses, Barry Richter and their 1994 6th round choice (Yuri Litvinov).)	1988-89—1993-94	325	122	133	255	183	25	6	8	14	10
6	Dean Turner (D)	1978-79	1	0	0	0	0	—	—	—	—	—
17	Norm Tustin (LW)	1941-42	18	2	4	6	0	—	—	—	—	—
37	Tony Tuzzolino (RW) (Signed as a free agent on 2/10/01. Left via free agency.)	2000-01	6	0	0	0	5	—	—	—	—	—
51	Fedor Tyutin (D) (Selected in the 2nd round, 40th overall, in the 2001 Entry Draft. Traded to Columbus on 7/2/08 with Christian Backman for Nikolai Zherdev and Dan Fritsche.)	2003-04—2007-08	250	15	51	66	159	24	0	9	9	12
55	Igor Ulanov (D) (Signed as a free agent on 7/1/01. Traded to Florida with Filip Novak, 2002 1st (later traded to Calgary - Eric Nystrom) and 2nd (Rob Glojke) round draft choices and a 2003 4th round draft choice (Guillaume Desbiens) on 3/18/02 for Pavel Bure and a 2002 2nd round draft choice (Lee Falardeau).)	2001-02	39	0	6	6	53	—	—	—	—	—
38	Jeff Ulmer (RW) (Signed as a free agent on 7/27/00. Traded to Ottawa on 6/30/00 with Jason Doig for Sean Gagnon.)	2000-01	21	3	0	3	8	—	—	—	—	—
53	Layne Ulmer (C) (Signed as free agent on 6/13/01.) Left via free agency.	2003-04	1	0	0	0	0	—	—	—	—	—
5, 2	Carol Vadnais (D)	1975-76—1981-82	485	56	190	246	690	54	5	16	21	65
11	Sparky Vail	1928-29—1929-30	50	4	1	5	18	10	0	0	0	2
29	Darren Van Impe (D) (Claimed off waivers from the Boston Bruins on 8/7/01. Claimed off waivers by the Florida Panthers on 12/18/01.)	2001-02	17	1	0	1	12	—	—	—	—	—
37	Ryan VandenBussche (RW) (Signed as a free agent on 8/22/95. Traded to Chicago on 3/24/98 for Ryan Risadore.)	1996-97—1997-98	27	2	0	2	68	—	—	—	—	—
36	Alexei Vasiliev (D) (Selected in the 5th round, 110 overall, in the 1995 Entry Draft. Traded to Nashville on 9/25/00 for a 2001 conditional draft pick.)	1999-00	1	0	0	0	2	—	—	—	—	—
16, 17	Pat Verbeek (RW) (Acquired from Hartford on 3/23/95 for Glen Featherstone, Michael Stewart, a 1995 1st round draft choice (J.S. Giguere) and a 1996 4th round draft choice (Steve Wasylko.) Left via free agency.)	1994-95—1995-96	88	51	46	97	147	21	7	12	19	32
40	Dennis Vial (D) (Selected in the 5th round, 110th overall, in the 1988 Entry Draft. Traded to Detroit on 3/5/91 with Kevin Miller and Jim Cummins for Joe Kocur and Per Djoo.)	1990-91	21	0	0	0	61	—	—	—	—	—
8	Steve Vickers (LW)	1972-73—1981-82	698	246	340	586	330	68	24	25	49	58
29	Terry Virtue (D) (Signed as a free agent on 7/27/99. Left via free agency.)	1999-00	1	0	0	0	0	—	—	—	—	—
39	Vladimir Vorobiev (RW) (Selected in the 10th round, 240th overall, in the 1992 Entry Draft. Traded to Edmonton on 3/23/99 for Kevin Brown.)	1996-97—1997-98	31	7	7	14	12	—	—	—	—	—
34	Aaron Voros (LW) (Signed as a free agent on 7/1/09. Traded to Anaheim on 7/9/10 with Ryan Hillier for Steve Eminger.)	2008-09—2009-10	95	11	12	23	211	—	—	—	—	—
11	Carl Voss (C)	1932-33	10	2	1	3	4	—	—	—	—	—
15	Frank Waite (F)	1930-31	17	1	3	4	4	—	—	—	—	—
14, 36	Gord Walker (RW)	1986-87—1987-88	19	2	4	6	19	—	—	—	—	—
25	Peter Wallin (RW)	1980-81—1981-82	52	3	14	17	14	14	2	6	8	6
4	Aaron Ward (D) (Signed as a free agent on 7/3/06. Traded to Boston on 2/27/07 for Paul Mara.)	2006-07	60	3	10	13	57	—	—	—	—	—
12	Dixon Ward (RW) (Signed as a free agent on 10/1/03. Left via free agency.)	2002-03	8	0	0	0	2	—	—	—	—	—

ALL-TIME PLAYER REGISTER

NO.	NAME & POSITION	YEARS PLAYED	REGULAR SEASON					PLAYOFFS				
			GP	G	A	PTS	PIM	GP	G	A	PTS	PIM
14	Jason Ward (RW) (Signed as a free agent on 8/4/05. Traded to Los Angeles on 2/5/07 with Jan Marek and Marc Andre Cliche for Sean Avery and John Seymour.)	2005-06–2006-07	127	14	24	38	70	1	0	0	0	2
19	Eddie Wares (RW)	1936-37	2	2	0	2	0	–	–	–	–	–
14	Billy Warwick (LW)	1942-43–1943-44	14	3	3	6	16	–	–	–	–	–
8	Grant Warwick (RW)	1941-42–1947-48	293	117	116	233	179	6	0	1	1	2
7, 15	Phil Watson (RW) (Signed as a free agent on 9/29/99. Left via free agency.)	1935-36–1942-43; 1944-45–1947-48	546	127	233	360	471	36	7	20	27	51
21	John Webster (LW)	1949-50	14	0	0	0	4	–	–	–	–	–
39	Doug Weight (C) (Selected in the 2nd round, 34th overall, in the 1990 Entry Draft. Traded to Edmonton on 3/17/93 for Esa Tikkanen.)	1991-92–1994-93	118	23	47	70	78	7	2	2	4	0
32	Dale Weise (R) (Selected in the 4th round, 11th overall, in the 2008 NHL Entry Draft.)	2010-11	10	0	0	0	19	–	–	–	–	–
24	Jay Wells (D) (Acquired from Buffalo on 3/9/92 for Randy Moller. Traded to St. Louis on 7/28/95 for Doug Lidster.)	1991-92–1994-95	186	5	23	28	277	43	0	2	2	38
12	Len Wharton (D)	1944-45	1	0	0	0	0	–	–	–	–	–
41	Simon Wheeldon (C)	1987-88–1988-89	11	0	2	2	6	–	–	–	–	–
17, 39	Rob Whistle (D)	1985-86	32	4	2	6	10	3	0	0	0	2
19	Sherman White (C)	1946-47; 1949-50	4	0	2	2	0	–	–	–	–	–
12	Todd White (C) (Acquired from Atlanta on 8/2/10 for Donald Brashear and Patrick Rissmiller. Left via free agency.)	2010-11	18	1	1	2	2	–	–	–	–	–
39	Trent Whitfield (C) (Claimed off waivers from Washington on 1/16/02. Claimed off waivers by Washington on 2/1/02.)	2001-02	1	0	0	0	0	–	–	–	–	–
14	Doug Wickenheiser (C)	1988-89	1	1	0	1	0	–	–	–	–	–
20	Juha Widing (C)	1969-70	44	7	7	14	10	–	–	–	–	–
6, 24	Jim Wiemer (D)	1984-85–1985-86	29	7	3	10	32	9	1	0	1	6
36	David Wilkie (D) (Signed as a free agent on 9/29/99. Left via free agency.)	2000-01	1	0	0	0	2	–	–	–	–	–
86	Jeremy Williams (R) (Signed as a free agent on 7/12/10. Left via free agency.)	2010-11	1	0	0	0	0	–	–	–	–	–
17	Tom Williams (LW)	1971-72–1973-74	25	1	3	4	6	–	–	–	–	–
14	Bert Wilson (LW)	1973-74–1974-75	66	6	2	8	68	–	–	–	–	–
17	Carey Wilson (C) (Acquired from Hartford on 12/26/88 with their 1990 5th round choice (Lubos Rob) for Don Maloney, Brian Lawton and Norm MacIver. Traded to Hartford on 7/9/90 for Jody Hull.)	1988-89–1989-90	82	30	51	81	102	–	–	–	–	–
22	Mike Wilson (D) (Acquired from Pittsburgh on 2/10/03 with Alex Kovalev, Dan LaCouture and Janne Laukkanen for Joel Bouchard, Richard Lintner, Mikael Samuelsson and Rico Fata.)	2002-03	1	0	0	0	0	–	–	–	–	–
16	Johnny Wilson (LW)	1960-61–1961-62	96	25	15	40	38	6	2	2	4	4
15, 21	Chad Wiseman (LW) (Acquired from San Jose on 8/12/03 for Nils Ekman. Left via free agency.)	2003-04–2005-06	5	1	0	2	4	1	0	0	0	2
14, 29	Johan Witehall (RW) (Selected in the 8th round, 207th overall, in the 1998 Entry Draft. Claimed off waivers by Montreal on 1/12/01.)	1998-99–2000-01	28	1	4	5	10	–	–	–	–	–
86	Wojtek Wolski (LW) (Acquired from Phoenix on 1/10/11 for Michal Rozsival. Traded to Florida on 2/25/12 for Mike Vernace and 2013 3rd round pick.)	2010-11–2011-12	46	6	16	22	10	5	1	2	3	0
4	Robert Wood (D)	1950-51	1	0	0	0	0	–	–	–	–	–
6	Jeff Woywitka (D) (Claimed off waivers from Montreal on 10/6/11. Left via free agency.)	2011-12	27	1	5	6	8	–	–	–	–	–
14	Bill Wylie (C)	1950-51	1	0	0	0	0	–	–	–	–	–
93	Keith Yandle (D) (Acquired from Arizona on 3/1/15 with Chris Summers and a 4th round pick in the 2016 Entry Draft for John Moore, Anthony Duclair, a 2nd round pick in the 2015 Entry Draft (later traded), and a conditional 1st round pick in the 2016 Entry Draft. Traded to Florida on 6/20/16 for 2016 6th round pick and 2017 4th round pick.)	2014-15–2015-16	103	7	51	58	48	24	3	9	12	12
32	Harry York (C) (Acquired from St. Louis on 3/24/98 for Mike Eastwood. Traded to Pittsburgh on 11/25/98 with Alex Kovalev for Petr Nedved, Chris Tamer and Sean Pronger.)	1997-98–1998-99	7	0	0	0	4	–	–	–	–	–
18, 16	Mike York (C) (Selected in the 6th round, 136th overall, in the 1997 Entry Draft. Traded to Edmonton on 3/19/02 with a 2002 4th round draft choice (Ivan Koltsov) for Tom Poti and Rem Murray.)	1999-00–2001-02	230	58	80	138	54	–	–	–	–	–
19, 39	Tom Youngblood (RW)	1981-82	47	3	5	8	17	2	0	0	0	0
31	Rob Zamuner (C) (Selected in the 3rd round, 45th overall, in the 1990 Entry Draft. Signed by Tampa Bay on 7/13/92 as a free agent.)	1991-92	9	1	2	3	2	–	–	–	–	–
24	Joe Zanussi (D)	1974-75	8	0	2	2	4	–	–	–	–	–
13	Nikolai Zherdev (RW) (Acquired from Columbus with Dan Fritsche, in exchange for Fedor Tyutin and Christian Backman on 7/2/08. Left via free agency.)	2008-09	82	23	35	58	39	7	0	0	0	0
21	Sergei Zubov (D) (Selected in the 6th round, 85th overall, in the 1990 Entry Draft. Traded to Pittsburgh on 8/31/95 with Petr Nedved for Ulf Samuelsson and Luc Robitaille.)	1992-93–1994-95	165	30	126	156	51	32	8	22	30	2
*36	Mats Zuccarello (RW) (Signed as a free agent on 5/26/10. Left via free agency. Signed as a free agent on 3/28/13.)	2010-11–2011-12; 2012-13–2015-16	303	71	132	203	129	48	7	17	24	30

ALL-TIME GOALENDING REGISTER

NO.	NAME	YEARS PLAYED	REGULAR SEASON						PLAYOFFS					
			W-L-T	GP	MINS	GA	AVG	SO	W-L-T	GP	MINS	GA	AVG	SO
1	Andy Aitkenhead	1932-33 - 1934-35	47-43-16	106	6570	257	2.35	11	6-2-2	10	608	15	1.48	3
1	Lorne Anderson	1951-52	1-2-0	3	180	18	6.00	0	—	—	—	—	—	
31	Hardy Astrom	1977-78	2-2-0	4	240	14	3.50	0	—	—	—	—	—	
31	Alex Auld	2009-10	0-1-0	3	119	5	2.52	0	—	—	—	—	—	
(Claimed off waivers from Dallas on 2/27/10. Left via free agency.)														
35	Steve Baker	1979-80—1982-83	20-20-11	57	3081	190	3.70	3	7-7	14	826	55	4.00	0
1	Gordie Bell	1955-56	—	—	—	—	—	—	1-1	2	120	9	4.50	0
1	Bill Beveridge	1942-43	4-10-3	17	1020	89	5.24	1	—	—	—	—	—	
43	Martin Biron	2010-11 - 2013-14	22-15-3	46	2555	105	2.47	2	—	—	—	—	—	
(Signed as a free agent on 7/1/10. Retired on 10/20/13.)														
31	Dan Blackburn	2001-02—2002-03	20-32-4	63	3500	188	3.22	1	—	—	—	—	—	
(Selected in the 1st round, 10th overall, in the 2001 Entry Draft. Retired on 9/25/05 due to injury.)														
1	Lionel Bouvette	1942-43	0-1-0	1	60	6	6.00	0	—	—	—	—	—	
1	Johnny Bower	1953-54—1954-55;	31-35-11	77	4620	202	2.62	5	—	—	—	—	—	
1	Steve Buzinski	1942-43	2-6-1	9	560	55	5.89	0	—	—	—	—	—	
1	Lorne Chabot	1926-27—1927-28	41-25-14	80	5037	135	1.61	21	2-3-2	8	441	11	1.50	2
34, 39	Dan Cloutier	1997-98—1998-99	10-13-4	34	1648	72	2.62	0	—	—	—	—	—	
(Selected in the 1st round, 26th overall, in the 1994 Entry Draft. Traded to Tampa Bay on 6/26/99 with Niklas Sundstrom and 2000 1st (Nikita Alexeev) and 3rd (Igor Radulov) round draft choices for a 1999 1st round draft choice (Pavel Brendl).)														
30, 00	John Davidson													
35	Bob Decourcy	1975-76—1982-83	93-90-25	222	12449	742	3.58	7	16-13	30	1802	73	2.43	1
1	Bob Decourcy	1947-48	0-1-0	1	29	6	12.41	0	—	—	—	—	—	
30	Mike Dunham	2002-03—2003-04	35-47-11	100	5615	253	2.70	7	—	—	—	—	—	
(Acquired from Nashville for Rem Murray, Tomas Kloucek and Marek Zidlicky on 12/12/02.) Left via free agency.														
1	Dave Dryden	1961-62	0-1-0	1	40	3	4.50	0	—	—	—	—	—	
1, 16	Emile Francis	1948-49—1951-52	7-10-4	22	1280	68	3.19	0	—	—	—	—	—	
1	Jimmy Franks	1942-43	5-14-4	23	1380	103	4.48	0	—	—	—	—	—	
33	Bob Froese	1986-87—1989-90	36-43-8	98	5350	324	3.63	1	1-3	6	237	18	4.56	0
(Acquired from Philadelphia on 12/18/86 for Kjell Samuelson and a 1989 2nd round draft choice (Patrick Juhlin). Retired following the 1989-90 season.)														
1	Bruce Gamble	1958-59	0-2-0	2	120	6	3.00	0	—	—	—	—	—	
1	Bert Gardiner	1935-36; 1938-39	1-0-0	1	60	1	1.00	0	3-3	6	433	12	2.00	0
1, 30	Ed Giacomin	1965-66—1975-76	267-174-89	539	31645	1442	2.73	49	29-35	65	3834	180	2.82	5
33	Gilles Gratton	1976-77	11-18-7	41	2034	143	4.22	0	—	—	—	—	—	
1	Glen Hanlon	1982-83—1985-86	56-56-13	138	7690	473	3.69	1	2-7	12	611	33	3.24	1
30	Glenn Healy	1993-94—1996-97	40-44-18	113	6177	287	2.79	5	2-1	7	298	14	2.82	0
(Acquired from Tampa Bay for the return of Tampa Bay's 1993 3rd round draft choice (Allan Egeland), acquired in a previous trade. Left via free agency.)														
31	Guy Hebert	2000-01	5-7-1	13	735	42	3.43	0	—	—	—	—	—	
(Claimed off waivers from Anaheim on 3/7/01. Left via free agency.)														
*45	Magnus Hellberg	2015-16	0-0-0	1	20	2	6.00	0	—	—	—	—	—	
(Acquired from Nashville for a 6th round pick in the 2017 Entry Draft on 7/11/15.)														
1, 20	Jim Henry	1941-42—1945-46;												
		1947-48	47-44-17	109	6583	346	3.15	4	2-4	6	360	13	2.17	1
31	Corey Hirsch	1992-93	1-2-1	4	224	14	3.75	0	—	—	—	—	—	
(Selected in the 8th round, 169th overall, in the 1991 Entry Draft. Traded to Vancouver on 4/7/95 for Nathan Lafayette.)														
33	Milan Hnilicka	1999-00	0-1-0	2	86	5	3.49	0	—	—	—	—	—	
(Signed as a free agent on 7/15/99. Left via free agency.)														
32, 40	Johan Holmqvist	2000-01—2002-03	0-3-0	4	167	12	4.31	0	—	—	—	—	—	
(Selected in the 7th round, 175th overall, in the 1997 Entry Draft. Traded to Minnesota on 3/11/03 for Lawrence Nycholat.)														
40	Chris Holt	2005-06	0-0-0	1	10	0	0.00	0	—	—	—	—	—	
(Selected in the 6th round, 180th overall, in the 2003 Entry Draft.)														
1	Percy Jackson	1934-35	0-1-0	1	60	8	8.00	0	—	—	—	—	—	
29	Chad Johnson	2009-10-2010-11	1-2-1	6	301	13	2.59	0	—	—	—	—	—	
(Acquired from Pittsburgh on 6/27/09 for a 5th round draft choice in the 2009 Entry Draft.)														
1	Dave Kerr	1934-35—1940-41	157-110-57	324	20230	698	2.07	40	17-13-3	32	2136	56	1.57	7
44	Terry Kleisinger	1985-86	0-2-0	4	191	14	4.40	0	—	—	—	—	—	
1	Julian Klymkiw	1958-59	0-0-0	1	19	2	6.32	0	—	—	—	—	—	
34	Jason LaBarbera	2000-01; 2003-04	1-2-0	5	208	16	4.61	0	—	—	—	—	—	
(Selected in the 3rd round, 66th overall, in the 1998 Entry Draft. Left via free agency.)														
31	J.F. Labbe	1999-00	0-1-0	1	60	3	3.00	0	—	—	—	—	—	
(Signed as a free agent 7/16/98. Traded to Columbus on 11/9/00 for Bert Robertsson.)														
1	Harry Lumley	1943-44	0-0-0	1	20	0	0.00	0	—	—	—	—	—	
*30	Henrik Lundqvist	2005-06 - 2015-16	374-229-72	685	40388	1537	2.28	59	55-59	116	7042	268	2.28	9
(Selected in the 7th round, 205th overall, in the 2000 Entry Draft.)														
30	Cesare Maniago	1965-66—1966-67	9-15-5	34	1832	108	3.54	2	—	—	—	—	—	
40	Jussi Markkanen	2003-04	8-12-1	26	1244	53	2.56	2	—	—	—	—	—	
(Acquired from Edmonton with a 2004 4th round draft choice for the rights to Brian Leetch on 6/30/03. Traded to Edmonton with Petr Nedved on 3/3/04 for Dwight Helminen, Steve Valiquette and a 2004 2nd round draft choice (Dane Byers).)														
1	Ken McAuley	1943-44—1944-45	16-64-15	96	5740	537	5.61	1	—	—	—	—	—	
1	Jack McCartan	1959-60—1960-61	2-7-3	12	680	43	3.71	1	—	—	—	—	—	
31	Peter McDuffe	1972-73—1973-74	4-2-1	7	400	19	2.85	0	—	—	—	—	—	
30	Kirk McLean	1999-00—2000-01	15-18-5	45	2425	129	3.19	0	—	—	—	—	—	
(Signed as a free agent on 7/13/99. Left via free agency.)														
33	Jamie McLennan	2003-04	1-3-0	4	244	12	2.95	0	—	—	—	—	—	
(Acquired from Calgary with Blair Betts and Greg Moore for Chris Simon and a 2004 7th round draft choice on 3/6/04. Left via free agency.)														
1	Joe Miller	1927-28	—	—	—	—	—	—	2-1	3	180	3	1.00	1
41	Ed Mio	1981-82—1982-83	29-24-11	66	3865	225	3.49	2	9-6	16	923	60	3.90	0
31	Jason Muzzatti	1997-98	0-3-2	6	313	17	3.26	0	—	—	—	—	—	
(Acquired from Carolina on 9/8/97 for a 1998 4th round draft choice (Tommy Westlund). Traded to San Jose on 3/24/98 for Rich Brennan.)														

ALL-TIME GOALTENDING REGISTER








NO.	NAME	YEARS PLAYED	REGULAR SEASON						PLAYOFFS					
			W-L-T/OT	GP	MINS	GA	AVG	SO	W-L-T	GP	MINS	GA	AVG	SO
	Dan Olesевич	1961-62	0-0-1	1	29	2	4.14	0	--	--	--	--	--	--
23, 1	Marcel Paille	1957-58—1962-63; 1964-65	32-52-22	107	6342	362	3.42	2	--	--	--	--	--	--
16	Lester Patrick	1927-28	--	--	--	--	--	--	1-0	1	46	1	1.30	0
	Marcel Pelletier	1962-63	0-1-0	2	40	4	6.00	0	--	--	--	--	--	--
	Jacques Plante	1963-64—1964-65	32-53-12	98	5838	329	3.38	5	--	--	--	--	--	--
*32	Antri Raanta	2015-16 (Acquired from Chicago for Ryan Haggerty on 6/27/15.)	11-6-2	25	1,150	43	2.24	1	0-1	3	94	4	2.56	0
34	Jamie Ram	1995-96 (Selected in the 10th round, 213th overall, in the 1991 Entry Draft. Left via free agency.)	0-0-0	1	27	0	0.00	0	--	--	--	--	--	--
	Chuck Rayner	1945-46—1952-53	123-181-73	377	22488	1122	2.99	24	9-9	18	1135	46	2.43	1
35	Mike Richter	1989-90—2002-03 (Selected in the 2nd round, 28th overall, in the 1985 Entry Draft. Retired following the 2002-03 season.)	301-258-73	666	38185	1840	2.89	24	41-33	76	4514	202	2.68	9
35	Curt Ridley	1974-75	1-1-0	2	81	7	5.19	0	--	--	--	--	--	--
	John Ross Roach	1928-29—1931-32	80-63-37	180	11310	407	2.16	30	9-10-2	21	1421	43	1.82	5
	Al Rollins	1959-60	3-4-3	10	600	31	3.10	0	--	--	--	--	--	--
30	Terry Sawchuk	1969-70	3-1-2	8	412	20	2.91	1	0-1	3	80	6	4.50	0
	Joe Schaefer	1959-60—1960-61	0-2-0	2	86	8	5.58	0	--	--	--	--	--	--
31, 35	Ron Scott	1983-84—1987-88	3-7-4	16	796	51	3.84	0	--	--	--	--	--	--
30	Don Simmons	1965-66; 1967-68—1968-69	4-8-4	21	997	58	3.49	0	--	--	--	--	--	--
*70	Mackenzie Skapski	2014-15 (Selected in the 6th round, 170th overall, in the 2013 Entry Draft.)	2-0-0	2	119	1	0.50	1	--	--	--	--	--	--
1, 31	Doug Soetaert	1975-76—1980-81; 1986-87	35-40-15	103	5226	372	4.27	1	--	--	--	--	--	--
33	Doug Stevenson	1944-45	1-4-0	5	240	20	5.00	0	--	--	--	--	--	--
33	Cam Talbot	2013-14—2014-15 (Signed as a free agent on 3/30/10. Traded to Edmonton on 6/27/15 with a 7th round pick in the 2015 Entry Draft (Ziyat Paigin) for a 2nd round pick in the 2015 Entry Draft (later traded), a 3rd round pick in the 2015 Entry Draft (Sergey Zborovskiy) and a 7th round pick in the 2015 Entry Draft (Adam Huska).)	33-15-5	57	3306	110	2.00	8	0-1	2	46	2	2.61	0
25	Dave Tataryn	1976-77	1-1-0	2	80	10	7.50	0	--	--	--	--	--	--
	Wayne Thomas	1977-78—1980-81	34-43-11	94	5288	320	3.63	5	0-1	1	60	4	4.00	0
34	John Vanbiesbrouck	1981-82; 1983-84—1992-93	200-177-47	449	25380	1458	3.45	16	13-20	38	1940	105	3.25	2
45, 40	Steve Valiquette	2003-04; 2006-07—2009-10 (Acquired from Edmonton with Dwight Helminen and a 2004 2nd round draft choice for Petr Nedved and Jussi Markkanen on 3/3/04. Left via free agency. Signed as a free agent on 7/1/06. Left via free agency.)	17-13-8	39	2042	95	2.79	4	--	--	--	--	--	--
30, 1	Gilles Villemure	1963-64; 1967-68—1968-69; 1970-71—1974-75	98-53-23	184	10472	457	2.62	13	5-5	14	655	32	2.93	0
80	Kevin Weekes	2005-06—2006-07 (Signed as a free agent on 8/26/04. Left via free agency.)	18-20-5	46	2611	134	3.08	0	0-1	1	59	4	4	0
31	Steve Weeks	1980-81—1983-84	42-33-14	94	5313	339	3.83	1	1-2	5	141	10	4.26	0
1, 31	Dunc Wilson	1974-75—1975-76	6-11-3	23	1260	89	4.24	0	--	--	--	--	--	--
	Hal Winkler	1926-27	3-4-1	8	514	16	1.87	2	--	--	--	--	--	--
	Lorne Worsley	1952-53—1962-63	204-271-101	582	34675	1789	3.10	24	5-15	20	1245	87	4.19	0
34	Vitali Yermeyev	2000-01 (Selected in the 9th round, 209th overall, in the 1994 Entry Draft.)	0-4-0	4	212	16	4.53	0	--	--	--	--	--	--
31	Matt Zaba	2009-10 (Signed as a free agent on 8/20/07. Left via free agency.)	0-0-0	1	34	2	3.53	0	--	--	--	--	--	--

* Denotes players currently in Rangers organization

*** From 1999-00 through 2003-04, goaltenders were charged with a loss if their team lost in overtime, even though the team was not credited with a loss. Beginning in 2005-06, goaltenders were no longer charged with a loss if the team lost in overtime or a shootout, instead receiving a mark in the "OT" column. For career records, this statistic is incorporated in the third column, in addition.

Faces in the Crowd

MADISON SQUARE GARDEN





MSG TRAINING CENTER

With today's professional athletes having to compete at a higher level than ever before, the New York Rangers, along with the Knicks and Liberty began training year-round in the state-of-the-art Madison Square Garden Training Center in Tarrytown, New York in September of 2002. This facility is another proactive element of the organizations' continuing commitment towards supplying Madison Square Garden sports fans with the most competitive teams in their respective leagues.

The Madison Square Garden Training Center offers the Rangers, Knicks and Liberty the opportunity to utilize the best equipment, the best training regimen, the best environment – to elevate their performances when they open their respective schedules in the NHL, NBA and WNBA. The 105,000 square foot facility, set on 16 acres of private land in Westchester County, is equipped with well-appointed private areas and office space, exercise rooms with dedicated equipment for each team, the latest technology and first-class amenities.



The facility features two basketball courts and one NHL regulation-sized hockey rink. Each team's area within the Madison Square Garden Training Center includes:

- 1,800 square foot complete cardiovascular and weight room
- Steam rooms, whirlpool and cold plunge
- Gated parking lots located adjacent to a private entrance into the players' lounge
- Tiered classrooms with high-back theater style seating
- State of the art video editing rooms
- Coach's lounge/offices

The training center also features amenities to be shared by all teams, including a Hydro Worx 1000 aquatic therapy pool, a dining room with seating for 40 people and auxiliary locker rooms which can be utilized for visiting teams in need of additional practice time during their stay in New York.

Media accommodations include dedicated media rooms and workstations, pre-wired for phone and Internet access, an interview room for one-on-one or small group interviews, as well as cabled locations for remote broadcast. The basketball courts and hockey rink are all equipped with dedicated seating for attending media.

***How to Get There: 711 Old Saw Mill River Road,
Tarrytown, NY 10591***

Northbound (from Manhattan West Side): Henry Hudson Parkway to Saw Mill River Parkway North. Take Exit 23 marked “Saw Mill River Road - Eastview” off the Saw Mill River Parkway North. Turn right onto Old Saw Mill River Road. The Madison Square Garden Training Center is located approximately 1/4 mile on the right.



Northbound (from Manhattan East Side): FDR Drive North over Willis Avenue Bridge to Major Deegan North to Saw Mill River Parkway North. Take Exit 23 marked “Saw Mill River Road - Eastview” off the Saw Mill River Parkway North. Turn right onto Old Saw Mill River Road. The Madison Square Garden Training Center is located approximately 1/4 mile on the right.

Southbound: I-684 or Taconic State Parkway South to Saw Mill River Parkway South. Take Exit 23 marked “Saw Mill River Road - Eastview” off the Saw Mill River Parkway South. Turn left onto Old Saw Mill River Road. The Madison Square Garden Training Center is located approximately 1/4 mile on the right.

Eastbound: New York State Thruway across Tappan Zee Bridge to I-287 East. Take Exit 1 marked “Saw Mill River Parkway North.” Stay on Saw Mill River Parkway North approximately two miles. Take Exit 23 marked “Saw Mill River Road - Eastview” off the Saw Mill River Parkway North. Turn right onto Old Saw Mill River Road. The Madison Square Garden Training Center is located approximately 1/4 mile on the right.

Westbound: From Route 287 West, take Exit 3 onto Sprain Brook Parkway North. Take Exit marked “100C-100 Eastview.” Go left on Route 100C for approximately one mile. Bear right on Old Saw Mill River Road and the Madison Square Garden Training Center is located approximately 1/2 mile on the left

MEDIA INFORMATION

John Rosasco (Senior Vice President, Public Relations) . . . (212) 465-6486	Ryan Watson (VP, Comm., MSG Sports)(212) 465-5945
Ryan Nissan (Director, Public Relations)(212) 465-5965	Rangers PR office(212) 465-6486
Lindsay Hayes (Manager, Public Relations)(212) 465-6487	John Condon Press Room(212) 465-6065
Michael Rappaport (Coordinator, Public Relations)(212) 465-6472	

Credentials: Two media credentials are honored for admission to Madison Square Garden: **1)** Rangers 2016-17 season working media passes; **2)** Rangers single game passes (good for that specific game only.) **NO OTHER CREDENTIALS WILL BE HONORED.**

Application for season or game credentials must be made by emailing the Rangers PR department at NYRCredentials@msg.com. Requests for single game credentials must be made by e-mail to the Rangers' office a minimum of one day prior to game time. Radio stations, magazines and weekly newspapers will be accommodated on a game-by-game, space-available basis. When applying for the first time, requests from magazines and weekly newspapers, radio and TV stations must be made on company letterhead and must include copies of the publication (if applicable.) Applying for credentials does not guarantee confirmation. When in The Garden, media members **must** wear their credentials in clear sight at all times. All credentials are non-transferable.

Parking: There is no media parking area at Madison Square Garden. However, there are numerous pay indoor and outdoor parking areas in the immediate vicinity.

Taxi: Taxi service is readily available virtually 24 hours a day at various points around The Garden, especially at the main entrance to Penn Station (7th Avenue between 31st and 33rd Streets) and immediately outside the 8 Penn Plaza press entrance (southeast corner of 33rd Street and 8th Avenue, across from the Post Office.)

Press Entrance: Madison Square Garden's press entrance (8 Penn Plaza) is located on the southeast corner of 33rd Street and 8th Avenue. Day-of-game credentials may be picked up there starting three hours prior to game time.

Use the press elevator to enter The Garden arena. The locker rooms and ice surface are located on Level 5.

Press Room: Named in memory of the legendary public address voice of The Garden, the John F.X. Condon Press Room is located on the sixth floor of The Garden near Tower C. From the press entrance, take the elevator directly to Level 6 and turn right. The media dining area and interview room are located on the fifth floor directly below the main work room, with a staircase connecting the two rooms.

The dining area (hot and cold buffet) opens 90 minutes prior to game time. **With work stations for print, photo and broadcast media, the press workroom is for the exclusive use of working media filing on deadline. Please confine all social gatherings, arguments, debates and other such conversations to the dining area on the fifth floor, so that a professional atmosphere can be maintained in the workroom. If you are not a working media member filing on deadline, please show a sense of professionalism and leave the work area for those who are.**

Your \$8 contribution to the press room will benefit "Garden of Dreams," the 501c3 non-profit charity that works closely with all areas of Madison Square Garden, including the New York Knicks, Rangers, Liberty, MSG Media and MSG Entertainment "to make dreams come true for kids facing obstacles". Thank you for your support.

Seating: Press seating for Rangers beat writers, traveling writers, and a limited number of additional media is located on the South Chase Bridge in sections 324, 325, 326, and 327, and can be reached using the Tower B elevator. Those holding Rangers season credentials must contact the Rangers PR office to reserve seating. Broadcast locations for the 2016-17 season are also on the South Chase Bridge.

Locker Rooms: Both the Rangers and visitors' locker rooms are located on the fifth floor directly behind the player benches. As per NHL media policy, the locker room will open five minutes after the conclusion of the game. During post-game media sessions all interviews should be limited to game comments. **Please act in a professional working manner at all times while in the locker room. Any media members using their credentials for the purpose of obtaining autographs or taking photographs for personal use will have their credentials immediately revoked.**

Coaches Post-Game: The postgame availability for Rangers Head Coach Alain Vigneault will be conducted in the lower level of the Press Room (fifth floor.) A multibox/amplification system will be set up. During post-game coaches media sessions, priority will be given to those media on deadline (print and live broadcast), and interviews should be limited to game comments during the deadline crunch.

Notes: Game notes will be available in the press room beginning two hours prior to game time. Post-game quotes, notes and stat sheets of other NHL games will be available in the press room as soon as possible after the game. In addition, post-game materials will be sent out electronically.

Fax: Visiting media needing a final boxscore faxed back to their offices should inform any member of the Rangers game-night staff during the game.

Phones: Media wishing to order a phone line for their exclusive use should call Bill Bolan of Garden Telecommunications at (212) 465-6009, and must also inform Rangers PR so that a specific location can be assigned.

Practices: Rangers practice sessions are held at **Madison Square Garden Training Center in Tarrytown, NY**, located in Westchester County approximately 25 miles north of New York City. Rangers morning skates will be held at Madison Square Garden. Players will be made available in the locker room five minutes after the conclusion of practice, followed by a media availability with Coach Vigneault.

Rangers practices are always subject to last-minute change and/or cancellation

2016-17 SEATING CHART

